



US00D596228S

(12) **United States Design Patent**
Koch

(10) **Patent No.:** **US D596,228 S**
(45) **Date of Patent:** **** Jul. 14, 2009**

(54) **BALLPOINT PEN**

(75) Inventor: **Uwe Koch**, Brensbach (DE)

(73) Assignee: **Ritter Pen GmbH** (DE)

(**) Term: **14 Years**

(21) Appl. No.: **29/317,932**

(22) Filed: **May 9, 2008**

(30) **Foreign Application Priority Data**

Nov. 10, 2007 (DE) 4 07 05 594

(51) **LOC (9) Cl.** **19-06**

(52) **U.S. Cl.** **D19/41**

(58) **Field of Classification Search** D19/35,
D19/36, 41-51, 53-57; 24/11 R, 11 F, 11 P;
401/52, 99, 100, 104-109, 192, 195, 196;
D14/411, 431; 178/19.04

See application file for complete search history.

(56) **References Cited**

U.S. PATENT DOCUMENTS

D83,668 S * 3/1931 Sherbinin D99/35
D265,212 S * 6/1982 Spiegel D19/47

D397,723 S * 9/1998 Izushima D19/49
D456,846 S * 5/2002 Pellisa Beneyto D19/51
D523,081 S * 6/2006 Pellissa Beneyto D19/51
D552,681 S * 10/2007 Koch D19/51
D557,744 S * 12/2007 Lecce D19/51
D564,026 S * 3/2008 Bhavnani D19/51

* cited by examiner

Primary Examiner—Elizabeth A Albert

(74) *Attorney, Agent, or Firm*—Smith, Gambrell & Russell

(57) **CLAIM**

The ornamental design for a ballpoint pen, as shown and described.

DESCRIPTION

FIG. 1 is a front view of a ballpoint pen of the present invention;

FIG. 2 is a left side view thereof;

FIG. 3 is a back side view thereof;

FIG. 4 is a right side view thereof;

FIG. 5 is a top plan view thereof; and,

FIG. 6 is a bottom view thereof.

1 Claim, 2 Drawing Sheets

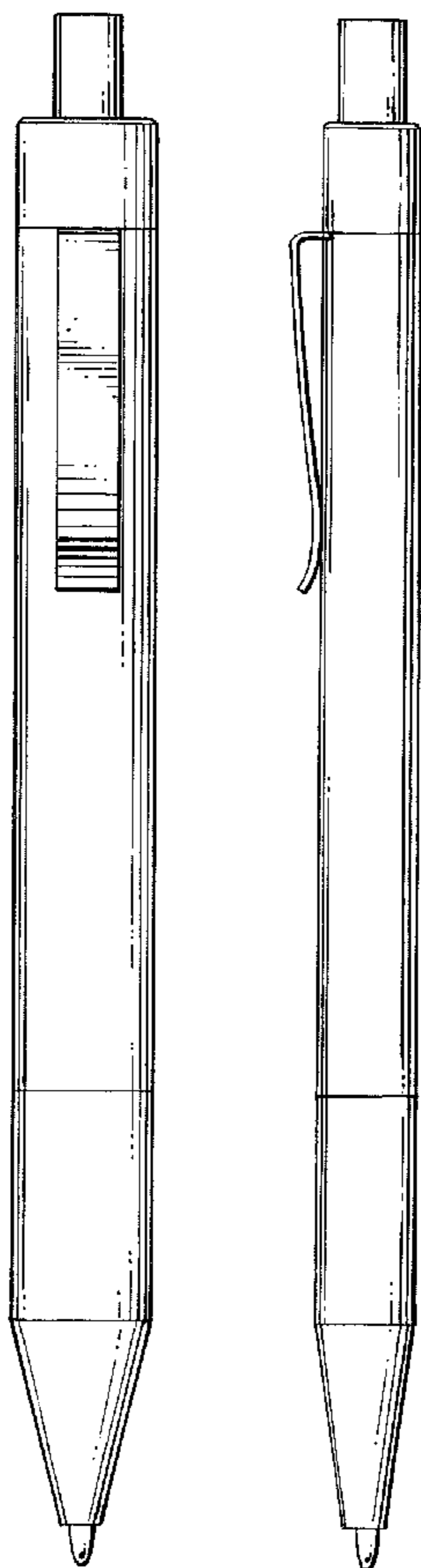


FIG. 1




FIG. 2




FIG. 3

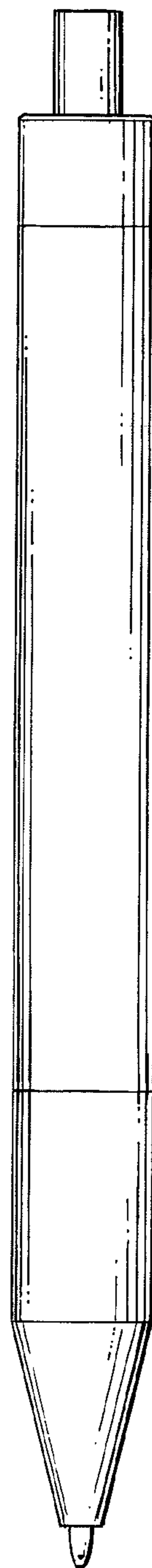


FIG. 4

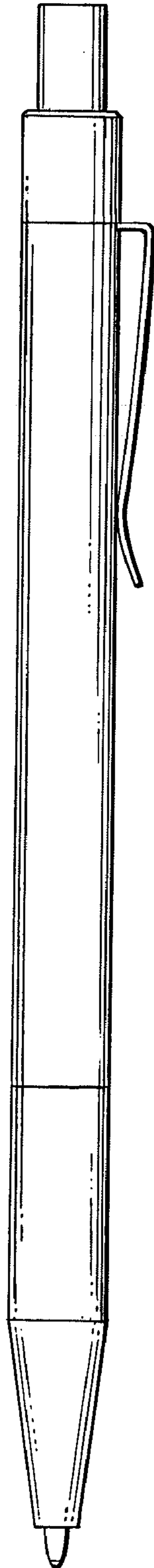


FIG. 5

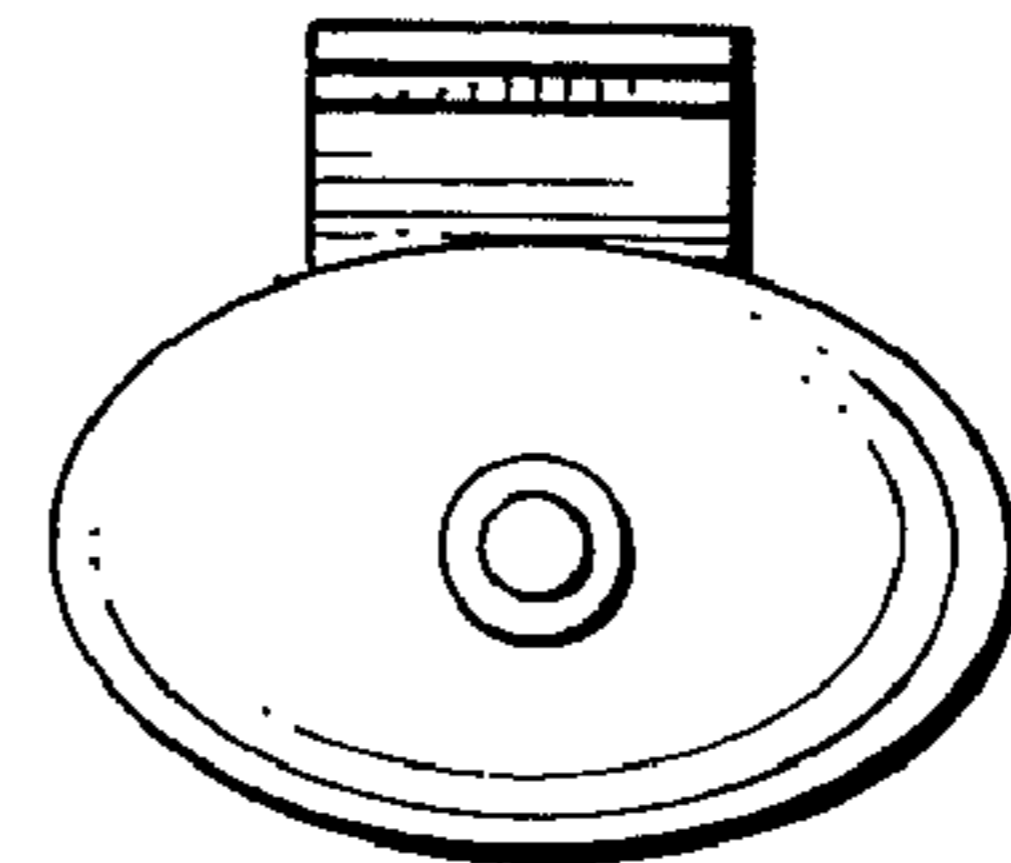
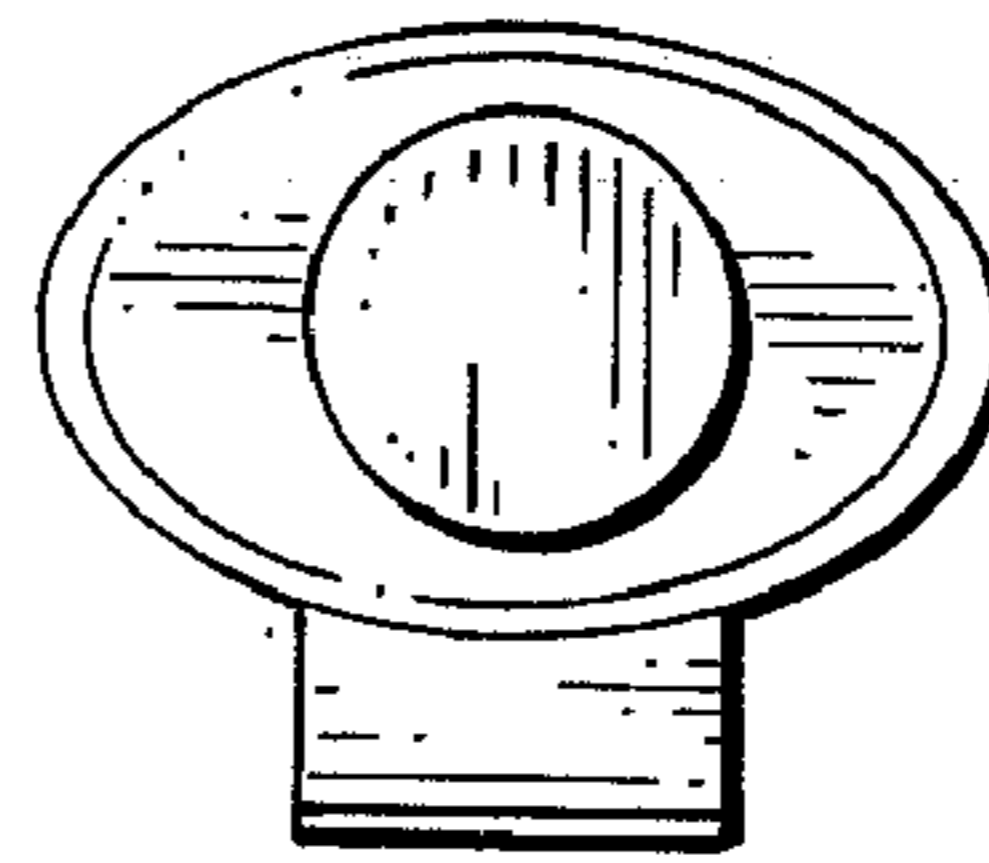


FIG. 6