

US00D596223S

(12) **United States Design Patent**
Shatley

(10) **Patent No.:** **US D596,223 S**
(45) **Date of Patent:** **** Jul. 14, 2009**

(54) **CONIFEROUS LOGO**

(76) Inventor: **J. Michael Shatley**, 516 Aubrey Turner Rd., Crumpler, NC (US) 28617

(**) Term: **14 Years**

(21) Appl. No.: **29/312,860**

(22) Filed: **Nov. 19, 2008**

Related U.S. Application Data

(62) Division of application No. 29/307,594, filed on Apr. 29, 2008.

(51) **LOC (9) Cl.** **18-03**

(52) **U.S. Cl.** **D18/27; D11/117; D11/119; D11/120**

(58) **Field of Classification Search** D11/117, D11/118, 119, 120, 121, 124, 125, 127, 128, D11/130, 131, 132, 133, 134, 157, 158; D18/24-23; 428/7, 8, 9, 10, 11

See application file for complete search history.

(56) **References Cited**

U.S. PATENT DOCUMENTS

D11,651 S *	2/1880	Imboden	D18/27
D15,011 S *	5/1884	Schaffer	D18/27
D18,752 S *	11/1888	Giesecke	D18/27
D27,192 S *	6/1897	Jones et al.	D18/24
D34,385 S *	4/1901	Seaman	D18/27
D37,199 S *	11/1904	Simon	D11/120
D50,454 S *	3/1917	Wolfe	D18/27
D84,282 S *	6/1931	Frei, Jr.	D11/120
D86,573 S *	3/1932	Koshland	D6/307
D103,315 S *	2/1937	Emmey	D18/28
D114,967 S *	5/1939	Sam	D18/27

D121,999 S *	8/1940	Pollock	D11/118
D139,157 S *	10/1944	Stone	D18/27
D144,880 S *	5/1946	Wiesner	D18/27
D160,176 S *	9/1950	Jones	D18/27
D160,195 S *	9/1950	Mueller	D18/27
D164,401 S *	9/1951	Caplan	D18/27
2,849,822 A *	9/1958	Bachman	428/27
D199,776 S *	12/1964	Tsai	D18/24
D199,777 S *	12/1964	Tsai	D18/24
D199,778 S *	12/1964	Tsai	D18/24
D213,413 S *	2/1969	Marcin	D18/24
D356,752 S *	3/1995	Ritter	D11/120
D374,684 S *	10/1996	Buchanan, Jr.	D18/27
D418,777 S *	1/2000	Koo	D11/120
D424,916 S *	5/2000	Sato et al.	D8/382

* cited by examiner

Primary Examiner—Stella M Reid

Assistant Examiner—Elizabeth J Oswecki

(57) **CLAIM**

The ornamental design for a coniferous logo, as shown and described.

DESCRIPTION

FIG. 1 is a front elevational view of a coniferous logo showing my new design;

FIG. 2 is a rear elevational view thereof;

FIG. 3 is a top plan view thereof;


FIG. 4 is a bottom plan view thereof;

FIG. 5 is a left side elevational view thereof; and,

FIG. 6 is a right side elevational view thereof.

The frame shown in dashed lines forms no part of the claimed design.

1 Claim, 1 Drawing Sheet






Fig. 1




Fig. 2



Fig. 3



Fig. 4



Fig. 5



Fig. 6