



US00D596221S

(12) **United States Design Patent**
Stables

(10) **Patent No.:** **US D596,221 S**

(45) **Date of Patent:** **** Jul. 14, 2009**

(54) **EYEWEAR**

D515,617 S * 2/2006 Stables D16/327

(75) Inventor: **Paul Stables**, Ourimbah (AU)

* cited by examiner

(73) Assignee: **Lava Limited**, Hong Kong (HK)

Primary Examiner—Raphael Barkai
(74) *Attorney, Agent, or Firm*—Joseph G. Swan, P.C.

(**) Term: **14 Years**

(21) Appl. No.: **29/332,486**

(57) **CLAIM**

(22) Filed: **Feb. 17, 2009**

The ornamental design for eyewear, as shown and described.

(51) **LOC (9) Cl.** **16-06**

(52) **U.S. Cl.** **D16/321**

(58) **Field of Classification Search** D16/101,
D16/300–342; D29/109–110; D24/110.2;
351/41, 44, 51–52, 62, 158, 92, 103–123,
351/140, 153, 45–46; 2/426–432, 447–449,
2/441, 434–437, 13, 15; D21/483, 659–661
See application file for complete search history.

DESCRIPTION

FIG. 1 is a top left perspective view of eyewear according to the present invention.

FIG. 2 is a left side elevational view of the eyewear, with the right side elevational view being a mirror image of the left side elevational view.

FIG. 3 is a top plan view of the eyewear.

FIG. 4 is a front elevational view of the eyewear.

FIG. 5 is a bottom plan view of the eyewear; and,

FIG. 6 is a rear elevational view of the eyewear.


The portions shown in broken lines are solely for the purpose of illustrating context and form no part of the claimed design.

(56) **References Cited**

U.S. PATENT DOCUMENTS

- D481,750 S * 11/2003 Stables D16/321
- D487,284 S * 3/2004 Lane D16/326
- D510,379 S * 10/2005 Lane D16/321
- D513,518 S * 1/2006 Stables D16/321

1 Claim, 3 Drawing Sheets






FIG. 1

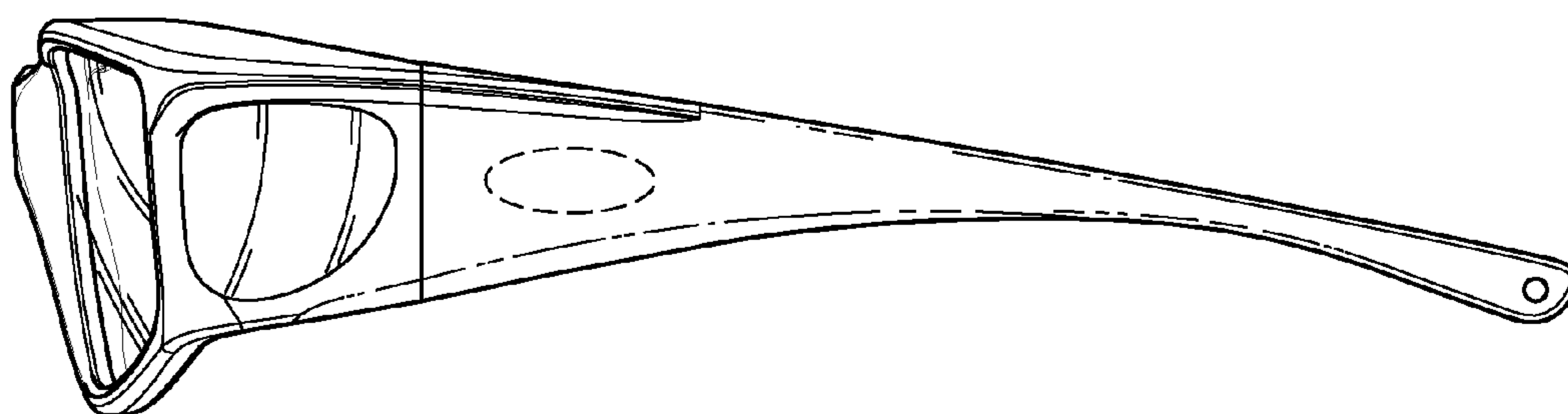


FIG. 2

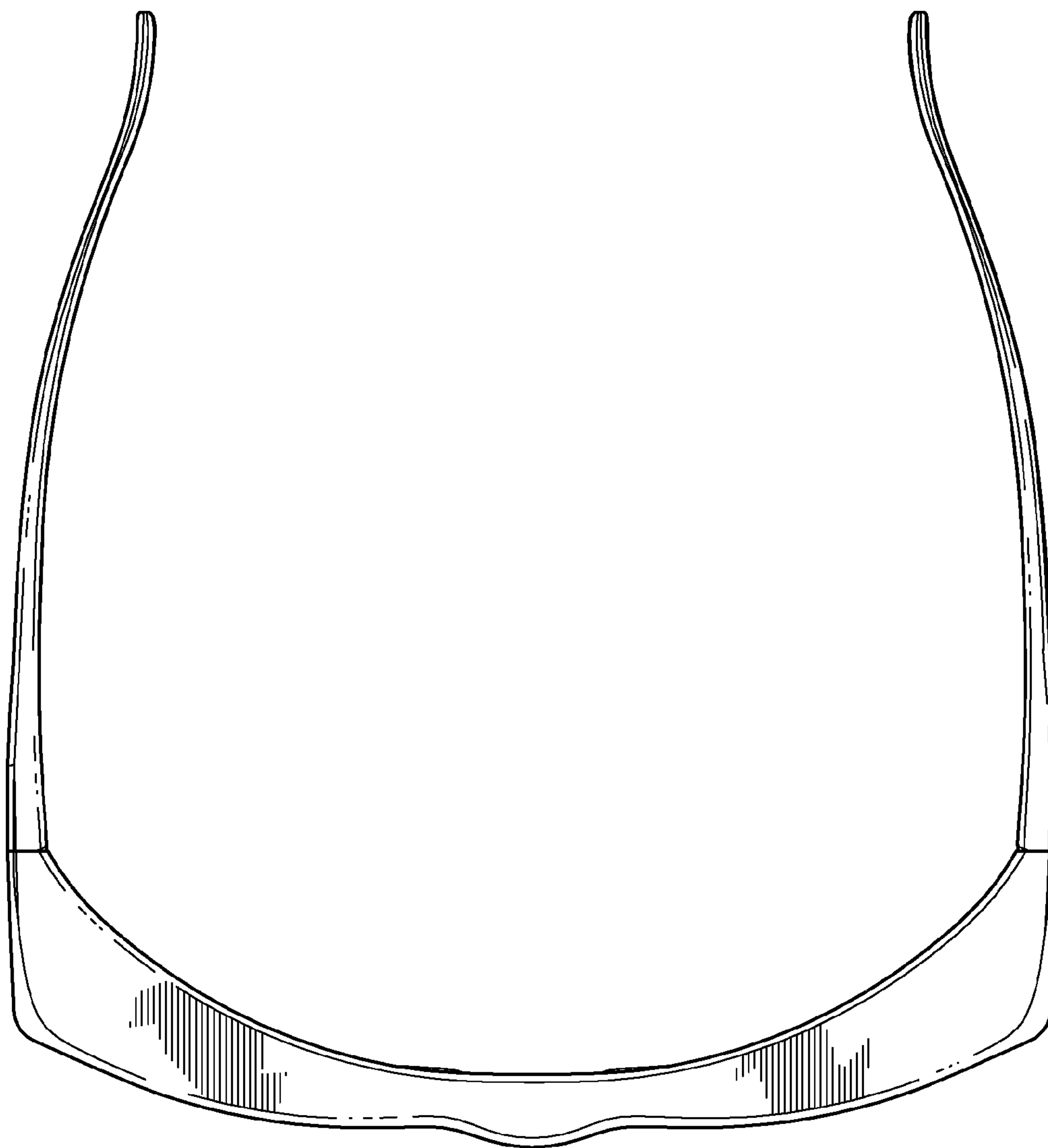


FIG. 3

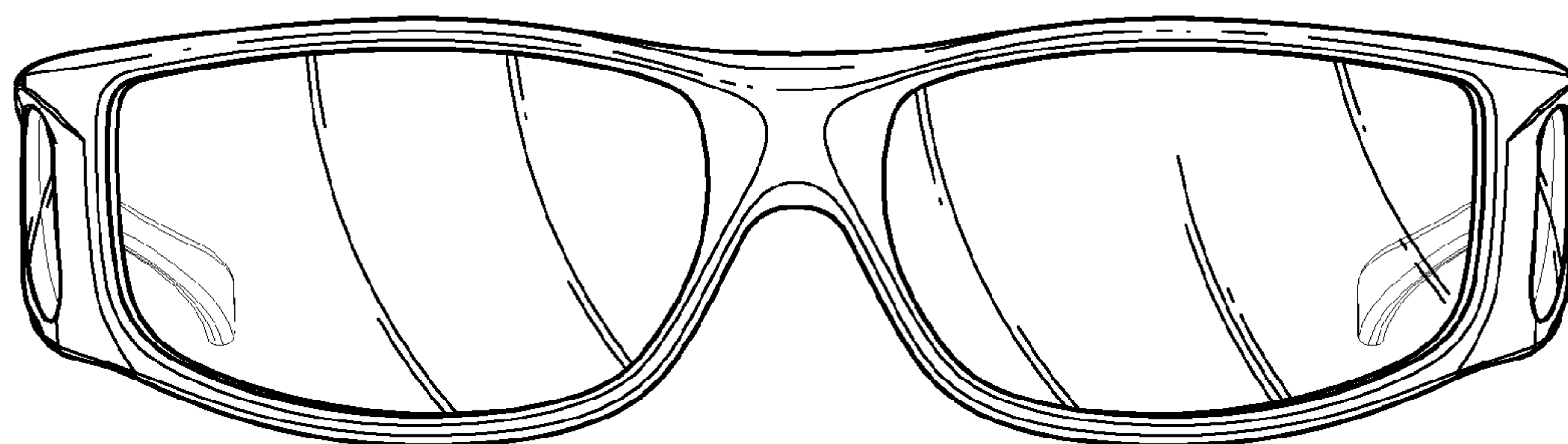


FIG. 4




FIG. 5

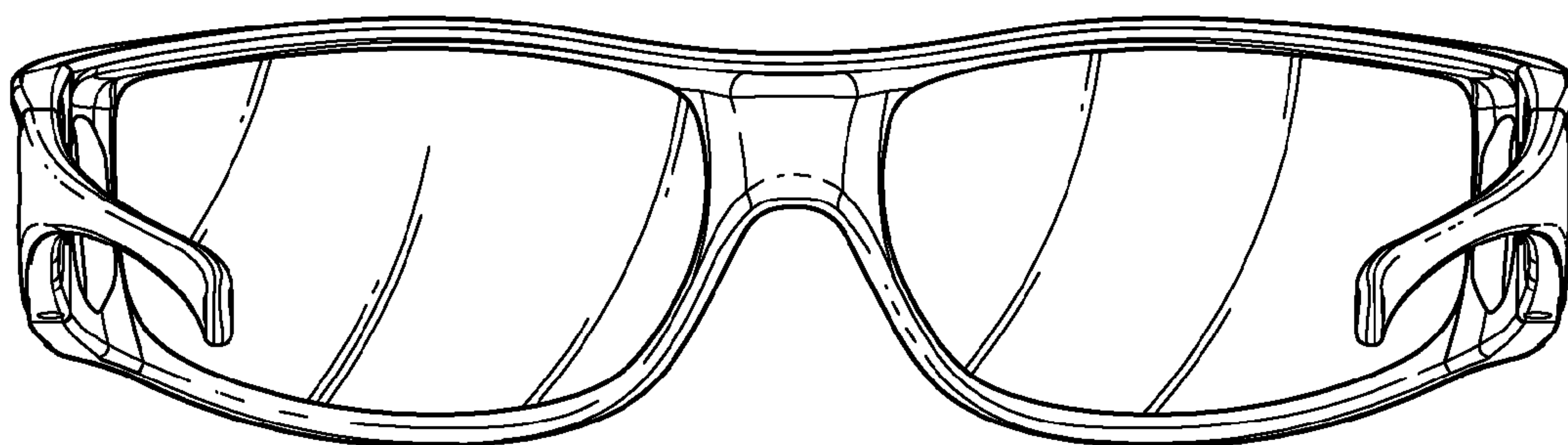


FIG. 6