



US00D596205S

(12) **United States Design Patent**
Kawashiri et al.

(10) **Patent No.:** **US D596,205 S**
(45) **Date of Patent:** **** Jul. 14, 2009**

(54) **BONNET FOR A TRACTOR**

(75) Inventors: **Shinya Kawashiri**, Osaka (JP); **Yutaka Matsui**, Osaka (JP)

(73) Assignee: **Yanmar Co., Ltd.**, Osaka (JP)

(**) Term: **14 Years**

(21) Appl. No.: **29/326,080**

(22) Filed: **Oct. 10, 2008**

(30) **Foreign Application Priority Data**

Apr. 16, 2008 (JP) 2008-009802

(51) **LOC (9) Cl.** **15-03**

(52) **U.S. Cl.** **D15/31**

(58) **Field of Classification Search** D15/10,
D15/11, 13-17, 22-26, 28, 31; D12/173,
D12/163; 56/13.3, 13.4, 15.6, 15.8, 15.9,
56/320.1, 320.2, 16.1, 16.7, 17.4, 202, 255,
56/294; 180/89.1, 89.12, 900, 69.2, 68.1,
180/69.1

See application file for complete search history.

(56) **References Cited**

U.S. PATENT DOCUMENTS

- D227,090 S 6/1973 Noma et al.
- D305,236 S 12/1989 Funabashi et al.
- D354,756 S 1/1995 Hinklin
- D363,939 S 11/1995 Kato et al.
- D363,940 S 11/1995 Hinklin
- D378,755 S 4/1997 Kato et al.
- D381,341 S 7/1997 Goebert et al.
- D383,470 S 9/1997 Westimayer et al.
- D389,492 S * 1/1998 Schmidt et al. D15/31
- D421,266 S 2/2000 Hinklin
- D422,606 S 4/2000 Katoh et al.
- D423,520 S 4/2000 Smith
- D427,205 S 6/2000 Shimizu
- 6,082,477 A 7/2000 Murakawa
- D438,546 S 3/2001 Katoh et al.
- D440,234 S 4/2001 Katoh et al.
- D440,982 S 4/2001 Knight et al.

- D447,492 S 9/2001 Goebert et al.
- D448,037 S 9/2001 Westimayer et al.
- D453,776 S 2/2002 Williams
- D455,157 S 4/2002 Williams
- D455,764 S 4/2002 Williams
- D458,945 S 6/2002 Hohnl et al.
- D460,463 S 7/2002 Kubo et al.
- D473,570 S 4/2003 Kuwae
- D473,882 S 4/2003 Kuwae

(Continued)

FOREIGN PATENT DOCUMENTS

JP 2000-219065 8/2000

Primary Examiner—Stella M Reid

Assistant Examiner—Mark A Goodwin

(74) *Attorney, Agent, or Firm*—Sterne Kessler Goldstein & Fox P.L.L.C.

(57) **CLAIM**

The ornamental design for a bonnet for a tractor, as shown and described.

DESCRIPTION

FIG. 1 is a right front perspective view of a bonnet for a tractor showing our new design;

FIG. 2 is a front view thereof;

FIG. 3 is a rear view thereof;

FIG. 4 is a right side view thereof;

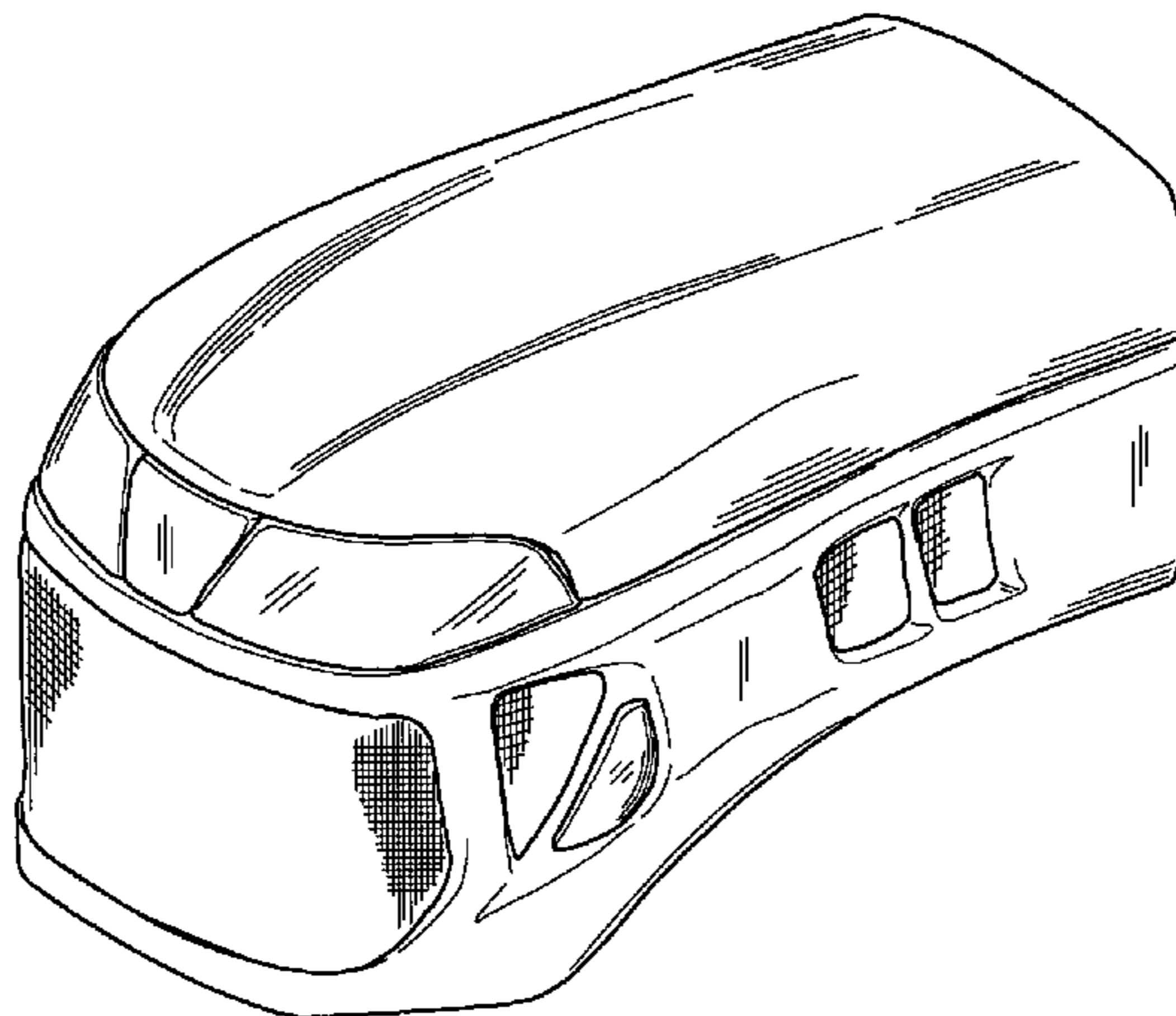
FIG. 5 is left side view thereof;

FIG. 6 is a top plan view thereof; and,

FIG. 7 is a bottom plan view thereof.

The broken line showing of interior section of the headlight is included for the purpose of illustrating portions of the bonnet for a tractor and forms no part of the claimed design.

1 Claim, 7 Drawing Sheets



US D596,205 S

Page 2

U.S. PATENT DOCUMENTS

D474,206 S	5/2003	Kuwae		D547,333 S	7/2007	Nishi et al.	
D497,370 S	10/2004	Katoh		D553,161 S	10/2007	Matumoto	
D511,175 S *	11/2005	Staines et al. D15/31	D554,669 S *	11/2007	Crookes et al. D15/31
D512,445 S *	12/2005	Farlow et al. D15/31	D557,714 S *	12/2007	Higashikawa et al. D15/31
D513,268 S	12/2005	Wang et al.		D558,799 S *	1/2008	Higashikawa et al. D15/31
D515,105 S	2/2006	Wang et al.		D559,277 S	1/2008	Tsujita et al.	
D521,532 S *	5/2006	Higashikawa D15/31	D559,278 S	1/2008	Tsujita et al.	
D532,021 S *	11/2006	Kuwae et al. D15/17	D565,607 S	4/2008	Moen et al.	
D533,882 S *	12/2006	Higashikawa D15/31	7,452,021 B2	11/2008	Shibaoka et al.	
D537,090 S *	2/2007	Kuwae D15/31	D581,953 S	12/2008	Matsumoto et al.	
D537,455 S *	2/2007	Kuwae et al. D15/31	D581,955 S	12/2008	Matsumoto et al.	
D546,351 S *	7/2007	Arthur et al. D15/31	2008/0272610 A1	11/2008	Shibaoka et al.	
				2009/0007719 A1	1/2009	Shibaoka et al.	

* cited by examiner

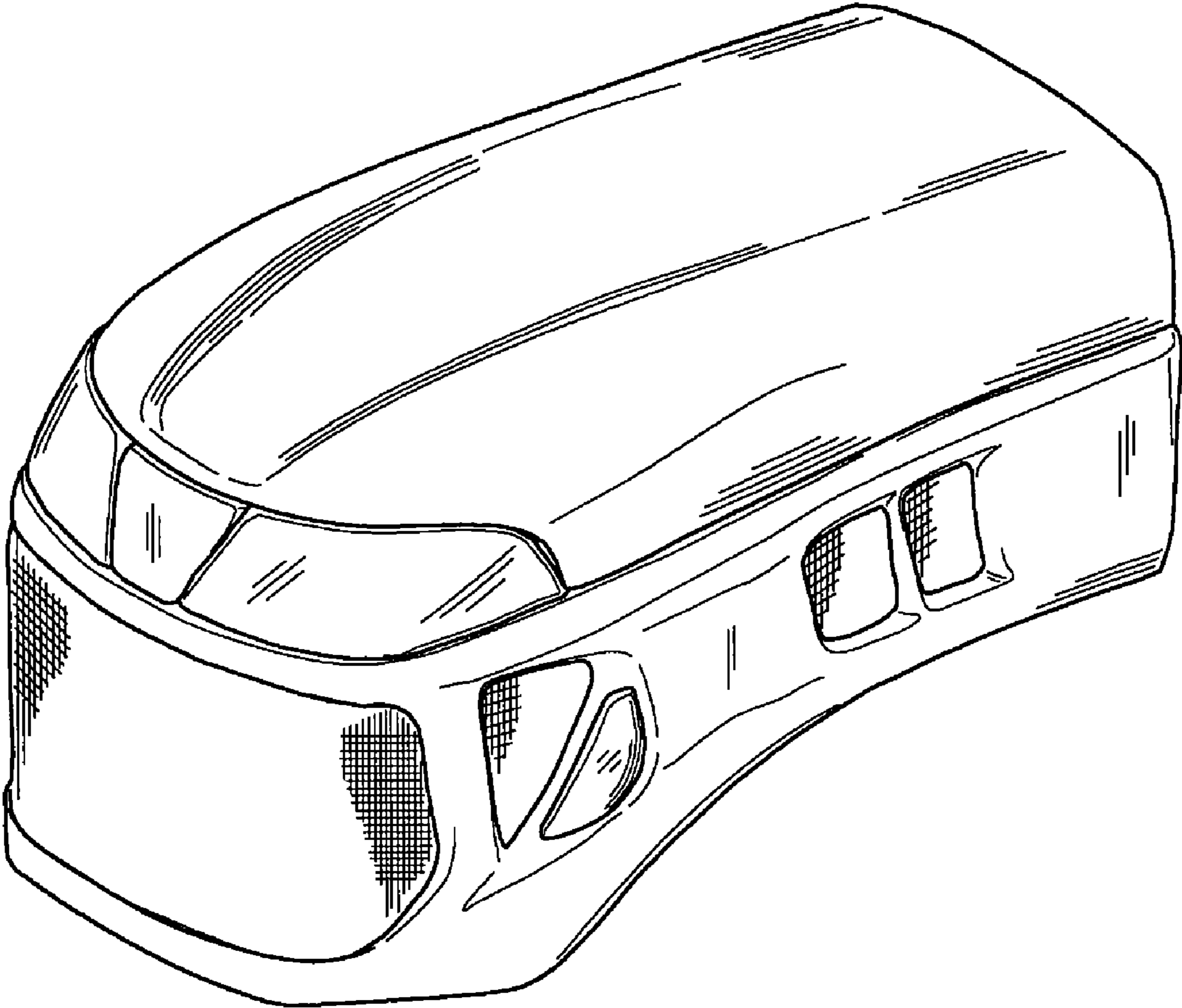


FIG. 1

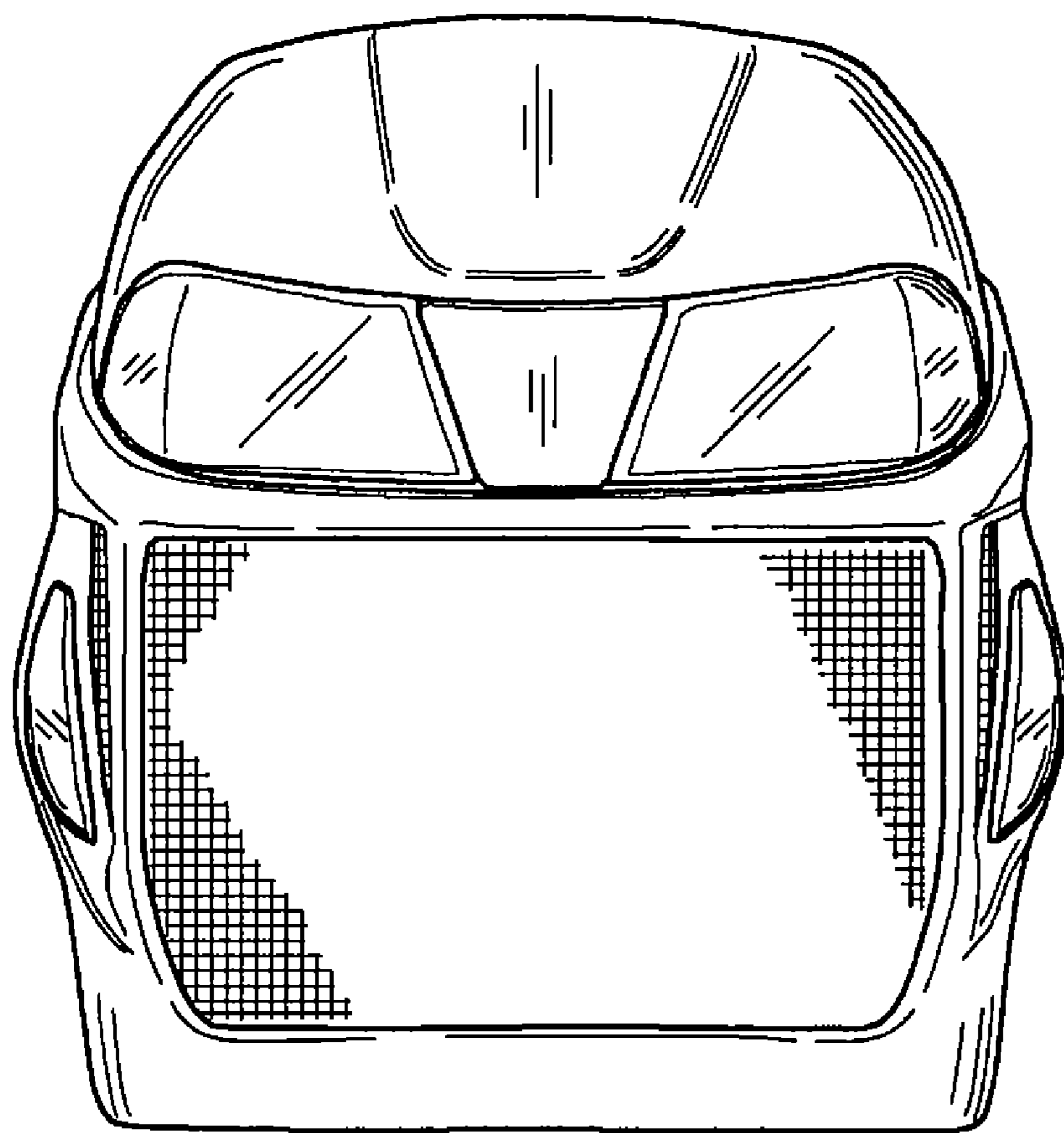


FIG. 2

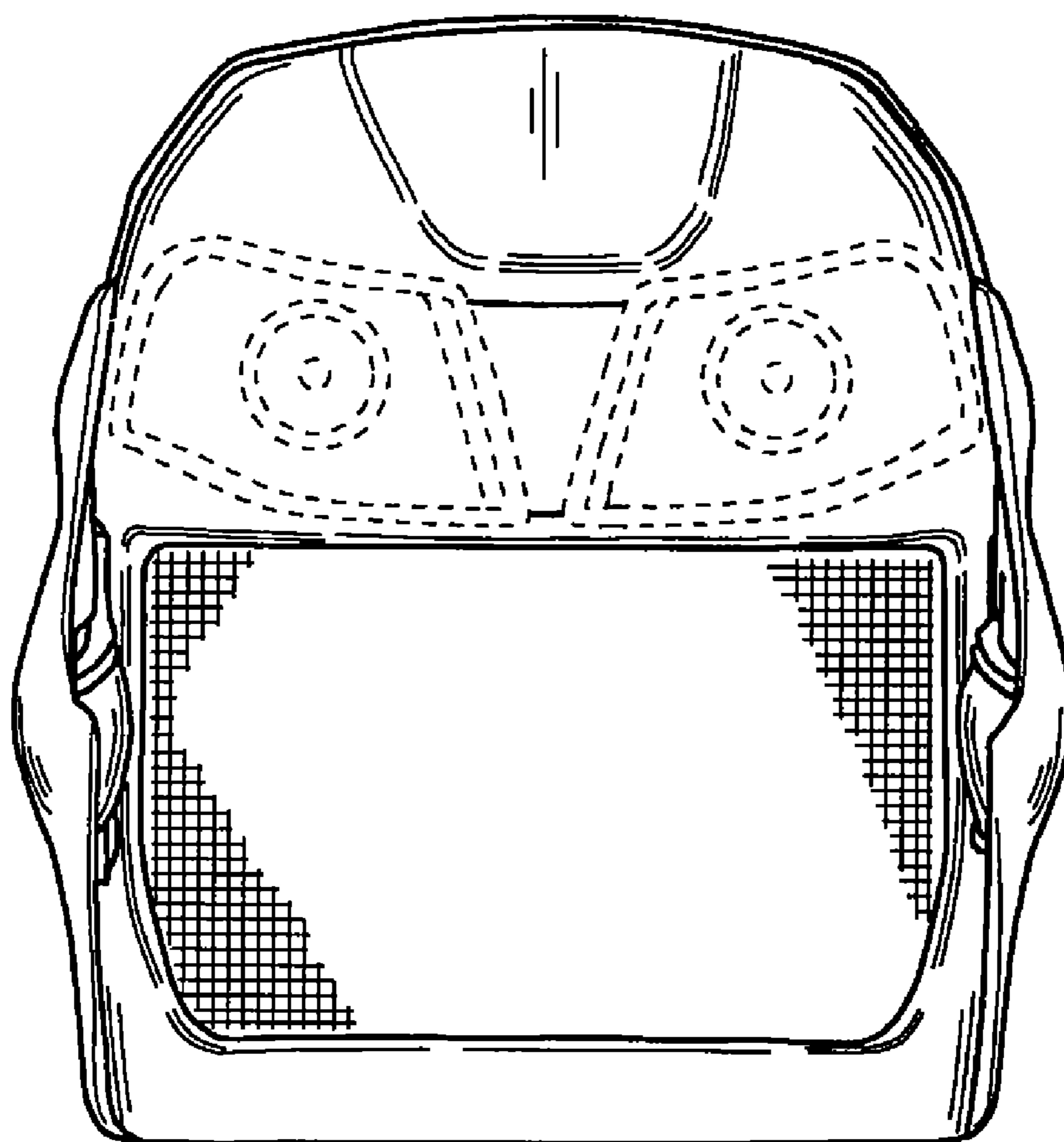


FIG.3




FIG. 4




FIG. 5

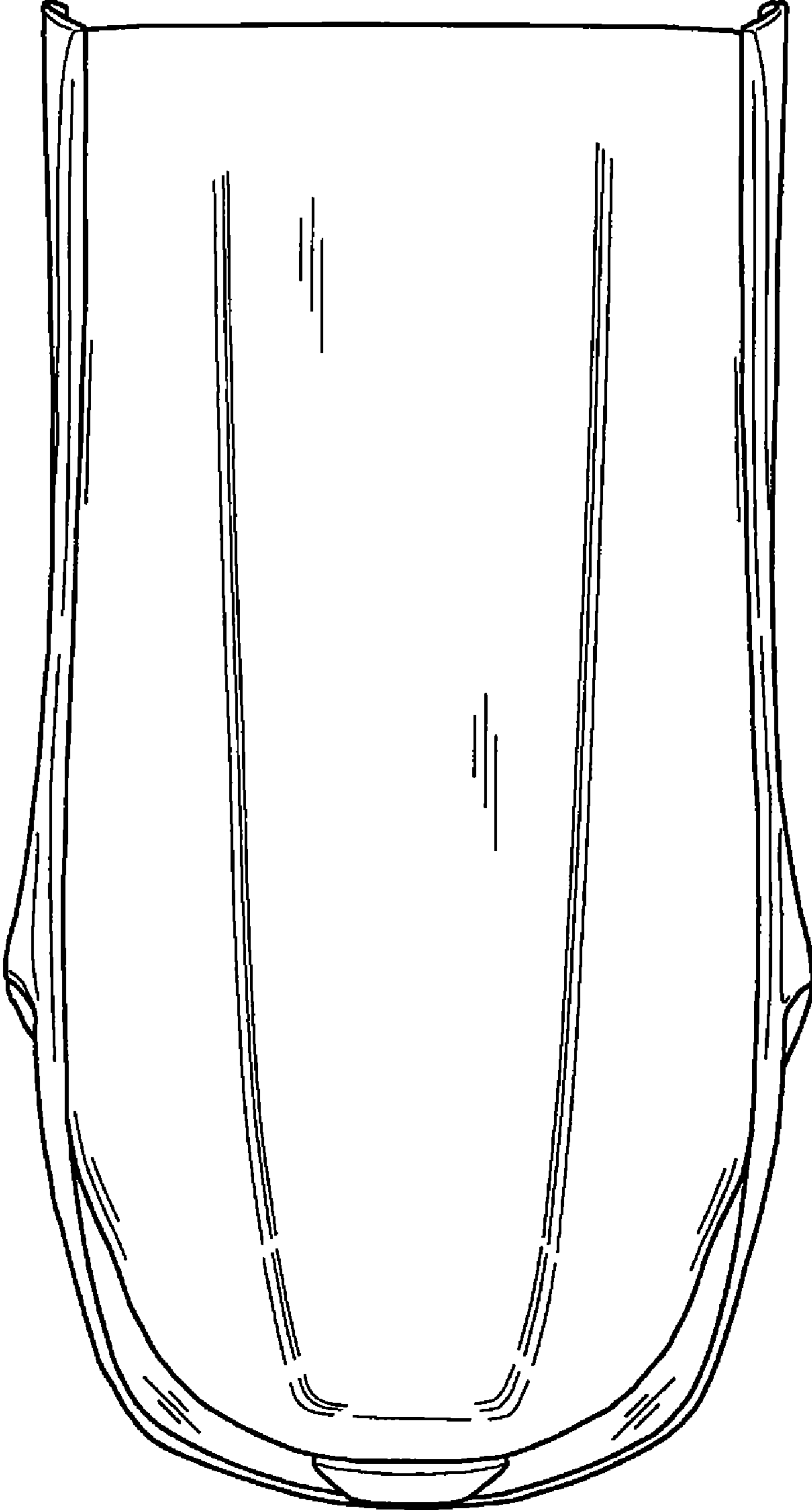


FIG.6

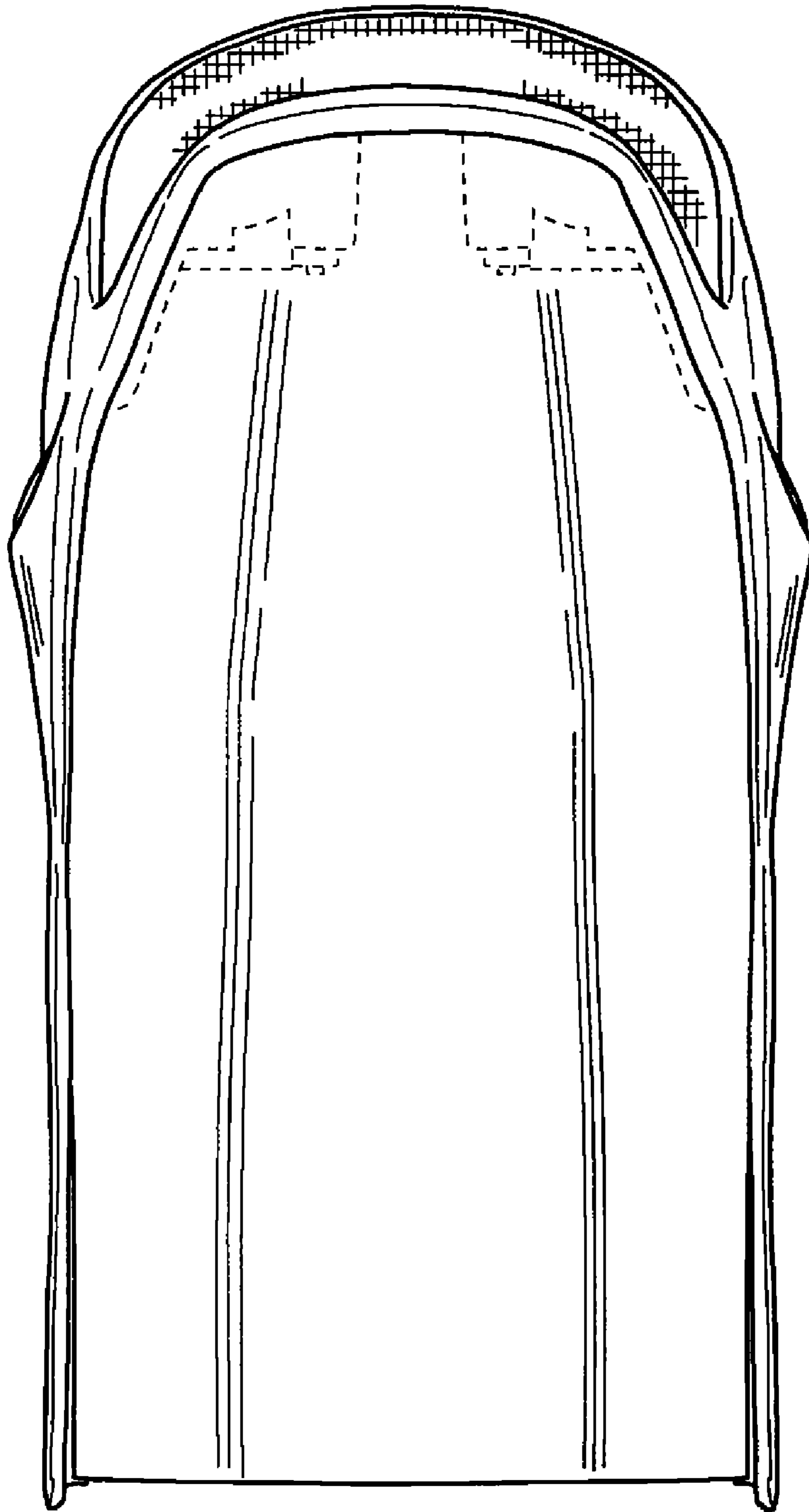


FIG. 7