

US00D596198S

(12) **United States Design Patent**
Matsuoka

(10) **Patent No.:** **US D596,198 S**
(45) **Date of Patent:** **** Jul. 14, 2009**

(54) **DISC PLAYER**

(75) Inventor: **Shoichiro Matsuoka**, Tokyo (JP)

(73) Assignee: **Sony Corporation**, Tokyo (JP)

(**) Term: **14 Years**

(21) Appl. No.: **29/290,574**

(22) Filed: **Dec. 18, 2007**

(30) **Foreign Application Priority Data**

Sep. 25, 2007 (JP) D2007-025904

(51) **LOC (9) Cl.** **14-01**

(52) **U.S. Cl.** **D14/505**

(58) **Field of Classification Search** D14/496,
D14/498-511, 167-168, 188, 197-198, 357;
360/99.02, 99.07; 369/75.11, 75.21, 77.11,
369/77.21; 720/601, 612, 619, 649, 655;
455/344, 347-351

See application file for complete search history.

(56) **References Cited**

U.S. PATENT DOCUMENTS

D412,905 S * 8/1999 Miyazaki et al. D14/502
D511,763 S 11/2005 Deguchi
D515,053 S * 2/2006 Morita et al. D14/502

D518,471 S 4/2006 Deguchi
D523,023 S * 6/2006 Hsiung et al. D14/496
D531,590 S 11/2006 Maeyama

FOREIGN PATENT DOCUMENTS

JP D1278454 S 8/2006
JP D1302933 S 6/2007

* cited by examiner

Primary Examiner—Nanda Bondade

(74) *Attorney, Agent, or Firm*—Rader, Fishman & Grauer, PLLC

(57) **CLAIM**

The ornamental design for a disc player, as shown.

DESCRIPTION

FIG. 1 is a perspective view of a disc player showing my new design;

FIG. 2 is a front elevational view thereof,

FIG. 3 is a rear elevational view thereof;

FIG. 4 is a left side elevational view thereof;

FIG. 5 is a right side elevational view thereof;

FIG. 6 is a top plan view thereof; and,

FIG. 7 is a bottom plan view thereof.

1 Claim, 7 Drawing Sheets

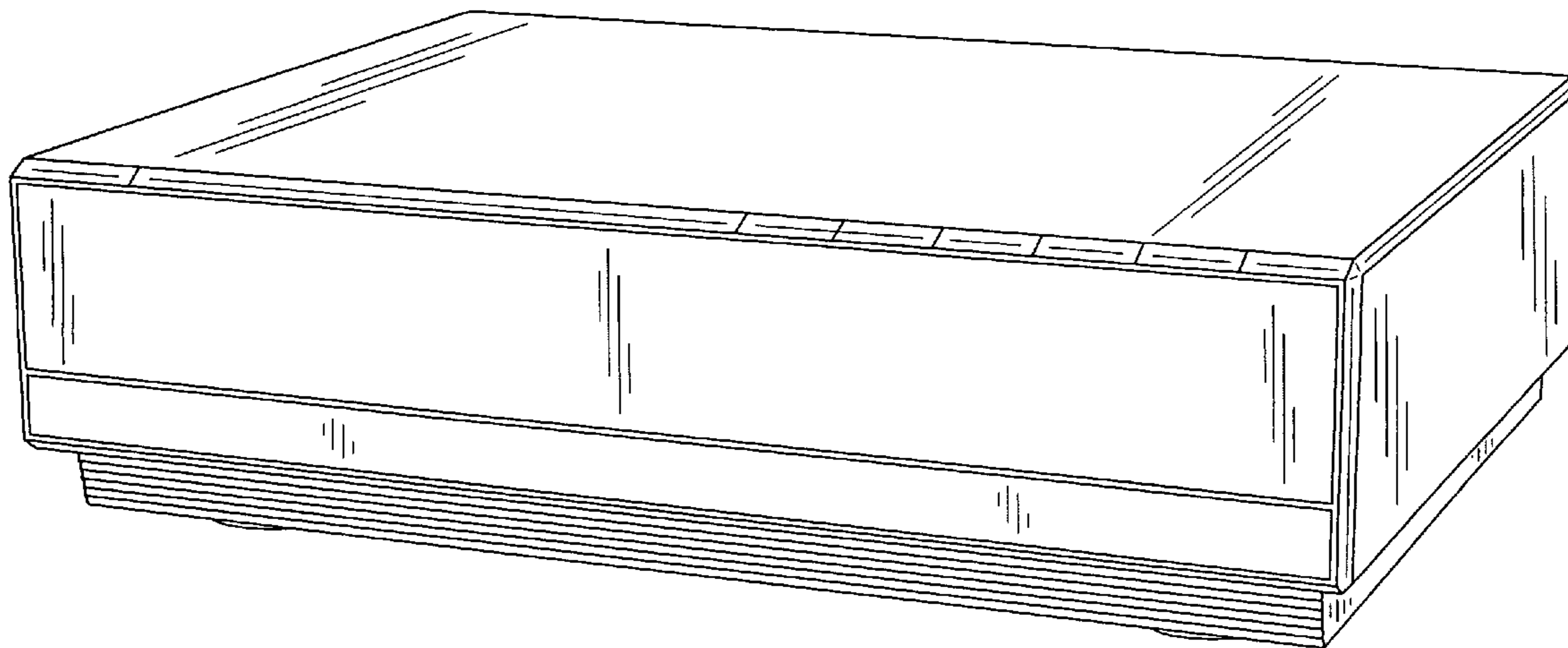


Fig.1

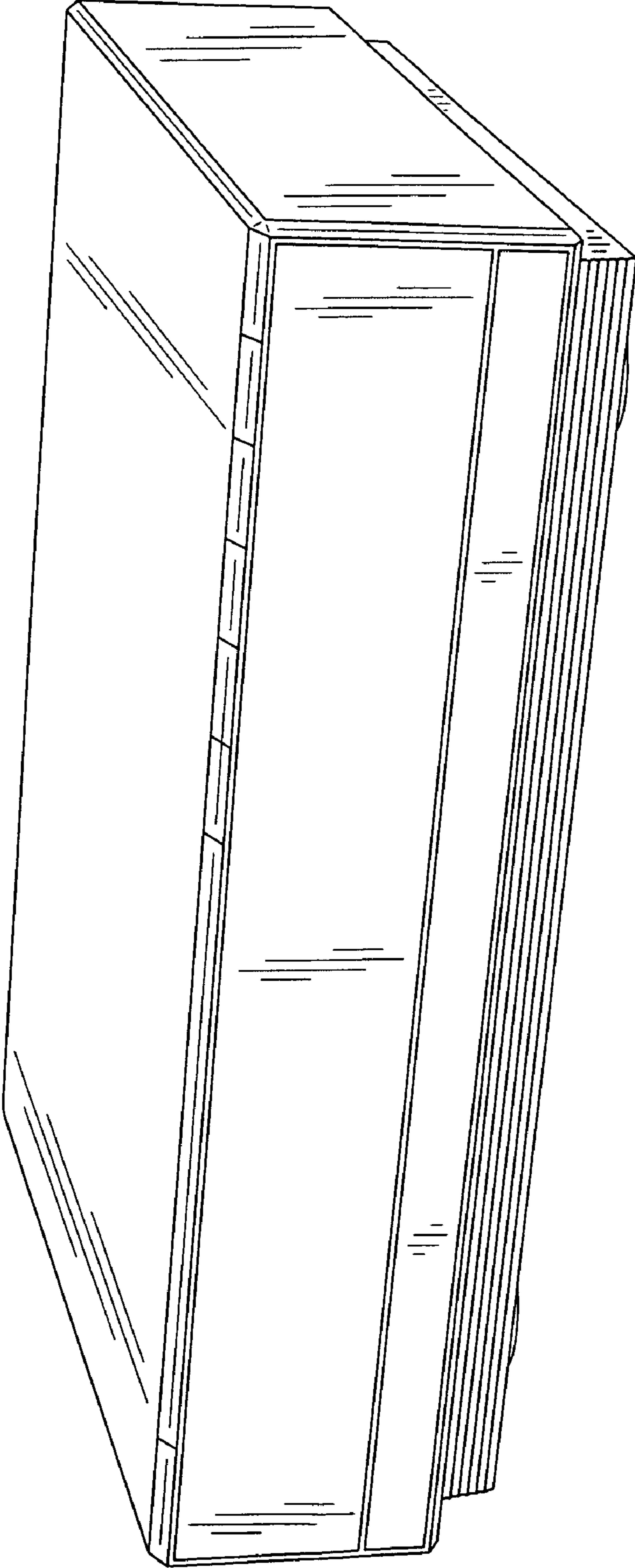


Fig.2

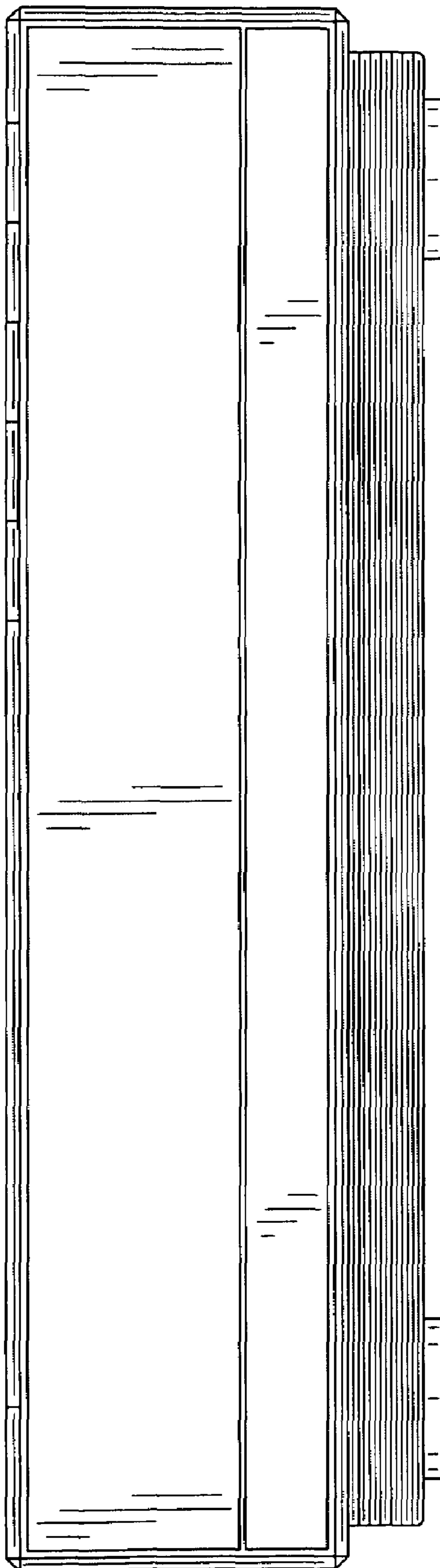


Fig. 3




Fig.4




Fig. 5




Fig.6




Fig.7

