



US00D596183S

(12) **United States Design Patent**  
**Matsumoto et al.**

(10) **Patent No.:** **US D596,183 S**  
(45) **Date of Patent:** **\*\* Jul. 14, 2009**

(54) **MEMORY-CARD ATTACHMENT**

(75) Inventors: **Yasuyoshi Matsumoto**, Yamato (JP);  
**Mitsuhiro Tomita**, Yamato (JP); **Yuichi Hasegawa**,  
Yokohama (JP); **Yuji Naito**, Yamato (JP); **Yoko Takeuchi**,  
Yamato (JP); **Hideaki Matsuoto**, Fuchu (JP);  
**Kazuya Igarashi**, Sagamihara (JP)

(73) Assignees: **Olympus Imaging Co., Ltd.**, Tokyo (JP);  
**Molex Japan Co., Ltd.**, Kanagawa (JP)

(\*\*) Term: **14 Years**

(21) Appl. No.: **29/302,768**

(22) Filed: **Jan. 24, 2008**

(51) **LOC (9) Cl.** ..... **14-02**

(52) **U.S. Cl.** ..... **D14/436**

(58) **Field of Classification Search** ..... D14/435-437,  
D14/478-480, 485-495, 474, 217; D13/182;  
369/275.1-275.5, 44.26, 284, 286, 100, 52.1,  
369/272, 273, 280-288; 283/81; 720/718;  
435/6, 287.2; 604/891.1; 216/2; D11/80;  
235/492, 488, 493, 487, 375, 379, 439, 440,  
235/441, 451, 486; 361/737, 748-752; D19/9,  
D19/10; D9/457; 705/51; 257/707, 686;  
340/5.52, 5.25, 5.74

See application file for complete search history.

(56) **References Cited**

**U.S. PATENT DOCUMENTS**

D474,774 S \* 5/2003 Taniguchi et al. .... D14/436  
D475,056 S \* 5/2003 Taniguchi et al. .... D14/436  
D475,713 S \* 6/2003 Taniguchi et al. .... D14/436  
D476,011 S \* 6/2003 Taniguchi et al. .... D14/436

D476,012 S \* 6/2003 Taniguchi et al. .... D14/436  
D479,845 S \* 9/2003 Taniguchi et al. .... D14/436  
D487,747 S \* 3/2004 Yu et al. .... D14/436  
D510,935 S \* 10/2005 Yamada et al. .... D14/436  
D517,072 S \* 3/2006 Yamada et al. .... D14/436  
7,392,343 B2 \* 6/2008 Oshima ..... 711/115  
2002/0170972 A1 \* 11/2002 Kim ..... 235/487  
2005/0021909 A1 \* 1/2005 Much et al. .... 711/115  
2006/0204391 A1 \* 9/2006 Zuo et al. .... 417/572

\* cited by examiner

*Primary Examiner*—Susan M Lee

(74) *Attorney, Agent, or Firm*—Hahn & Voight PLLC; Roger C. Hahn

(57) **CLAIM**

We claim the ornamental design for a memory-card attachment, as shown and described.

**DESCRIPTION**

FIG. 1 is a front perspective view of a memory-card attachment.

FIG. 2 is a rear perspective view thereof.

FIG. 3 is a front elevational view thereof.

FIG. 4 is a rear elevational view thereof.

FIG. 5 is a right side view thereof.

FIG. 6 is a left side view thereof.

FIG. 7 is a top plan view thereof shown on an enlarged scale; and,

FIG. 8 is a bottom plan view thereof shown on an enlarged scale.

The elements shown in broken lines are for illustrative purposes only and form no part of the claimed design.

**1 Claim, 4 Drawing Sheets**

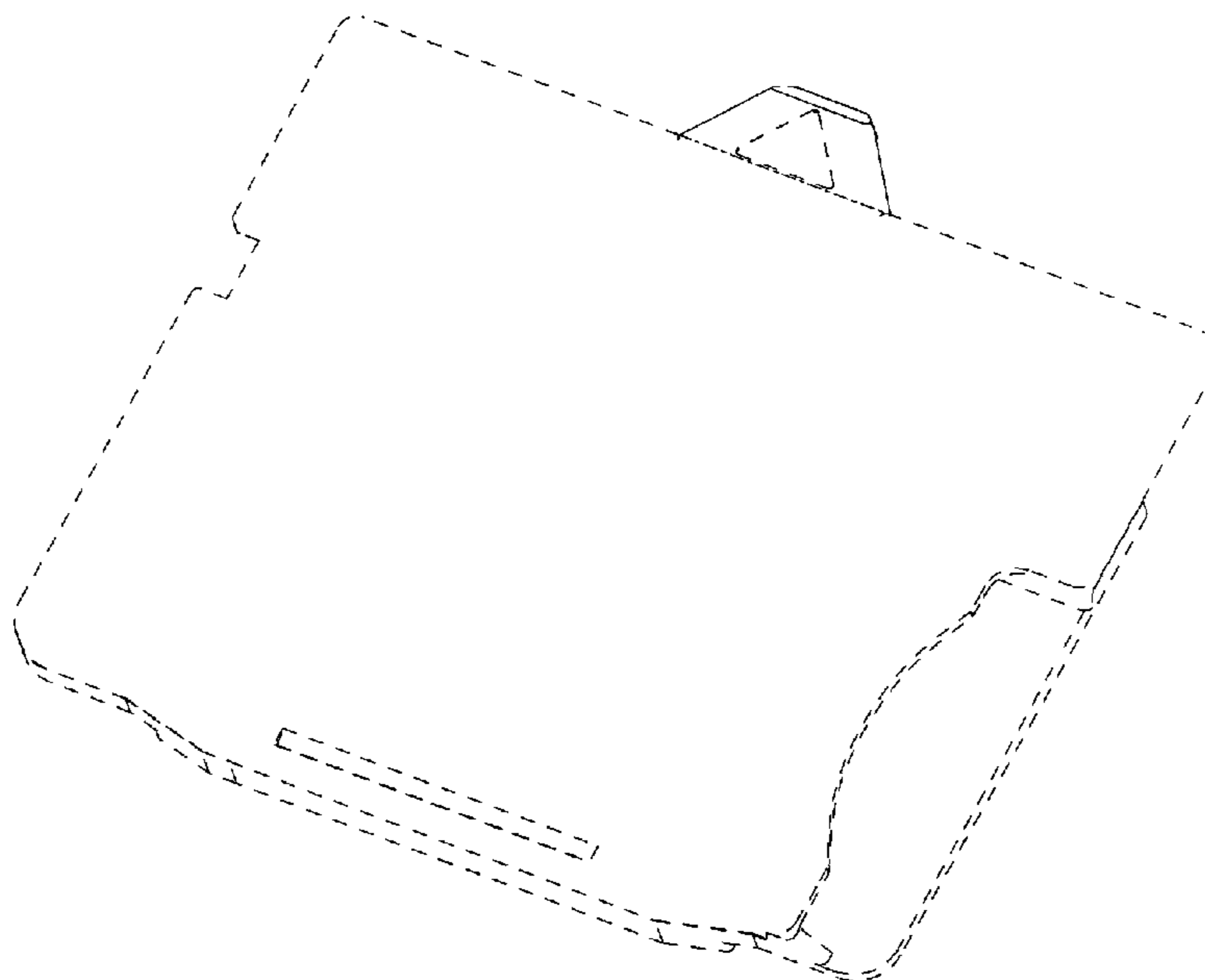


Fig. 1

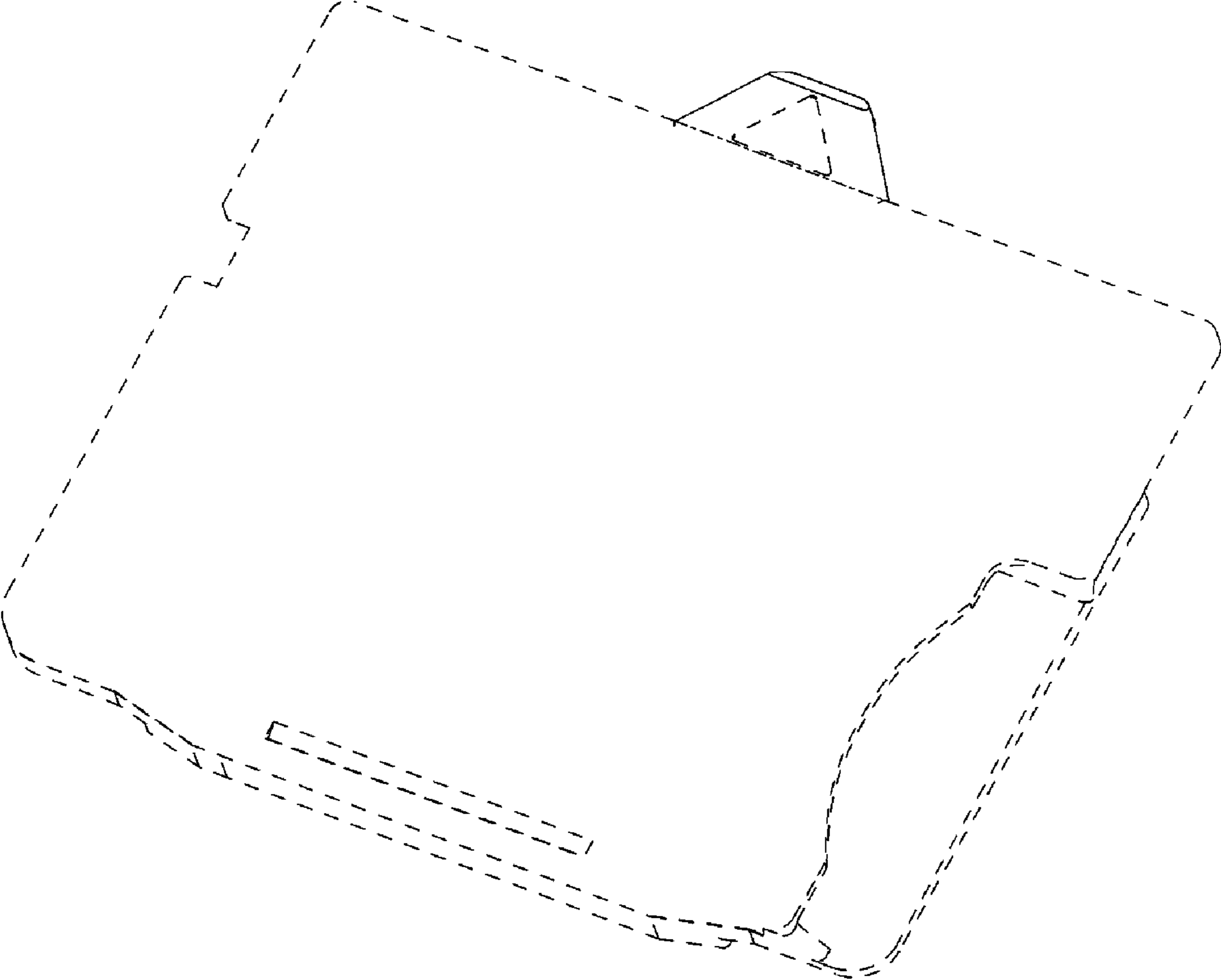


Fig. 2




Fig. 3

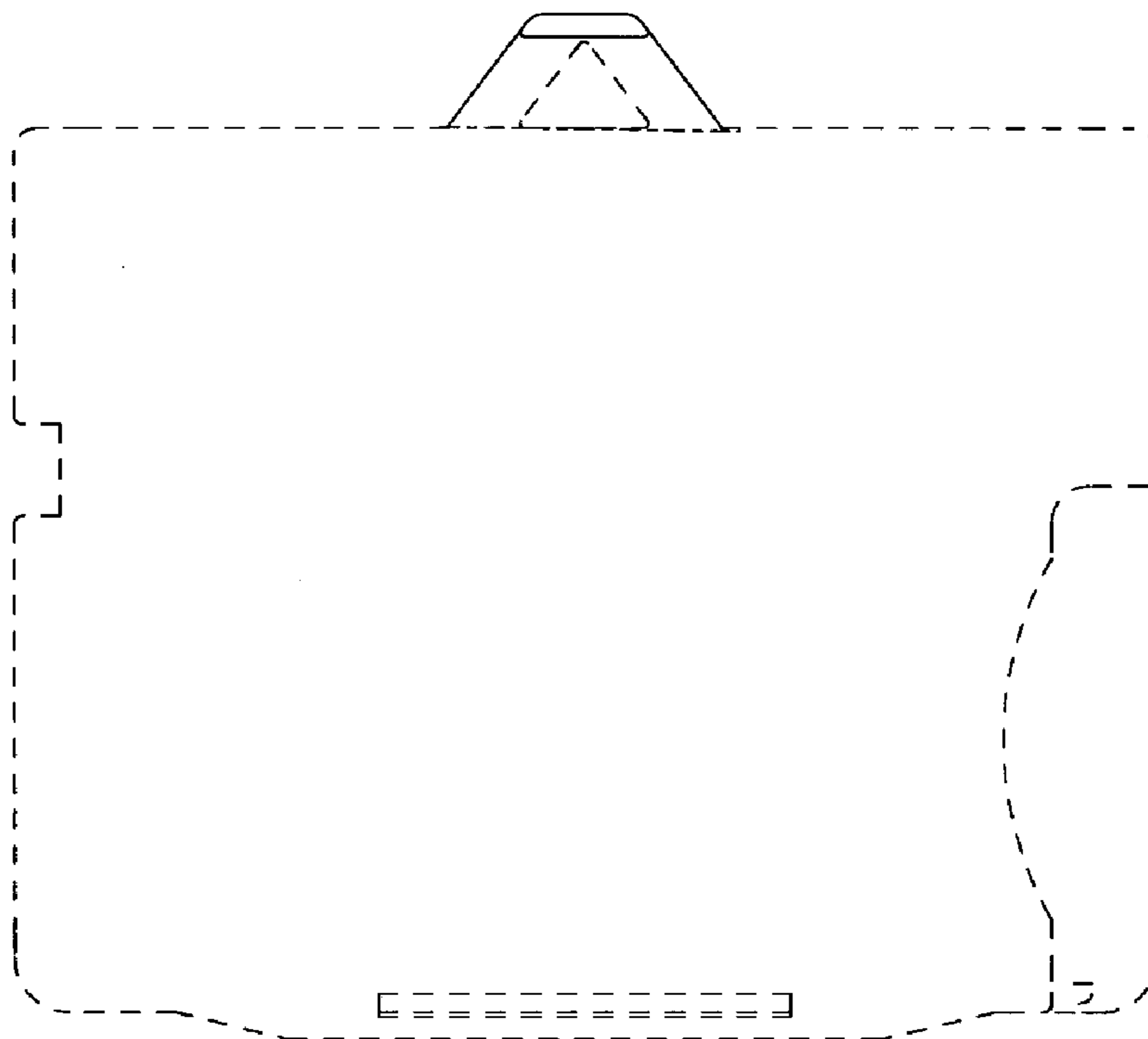


Fig. 4

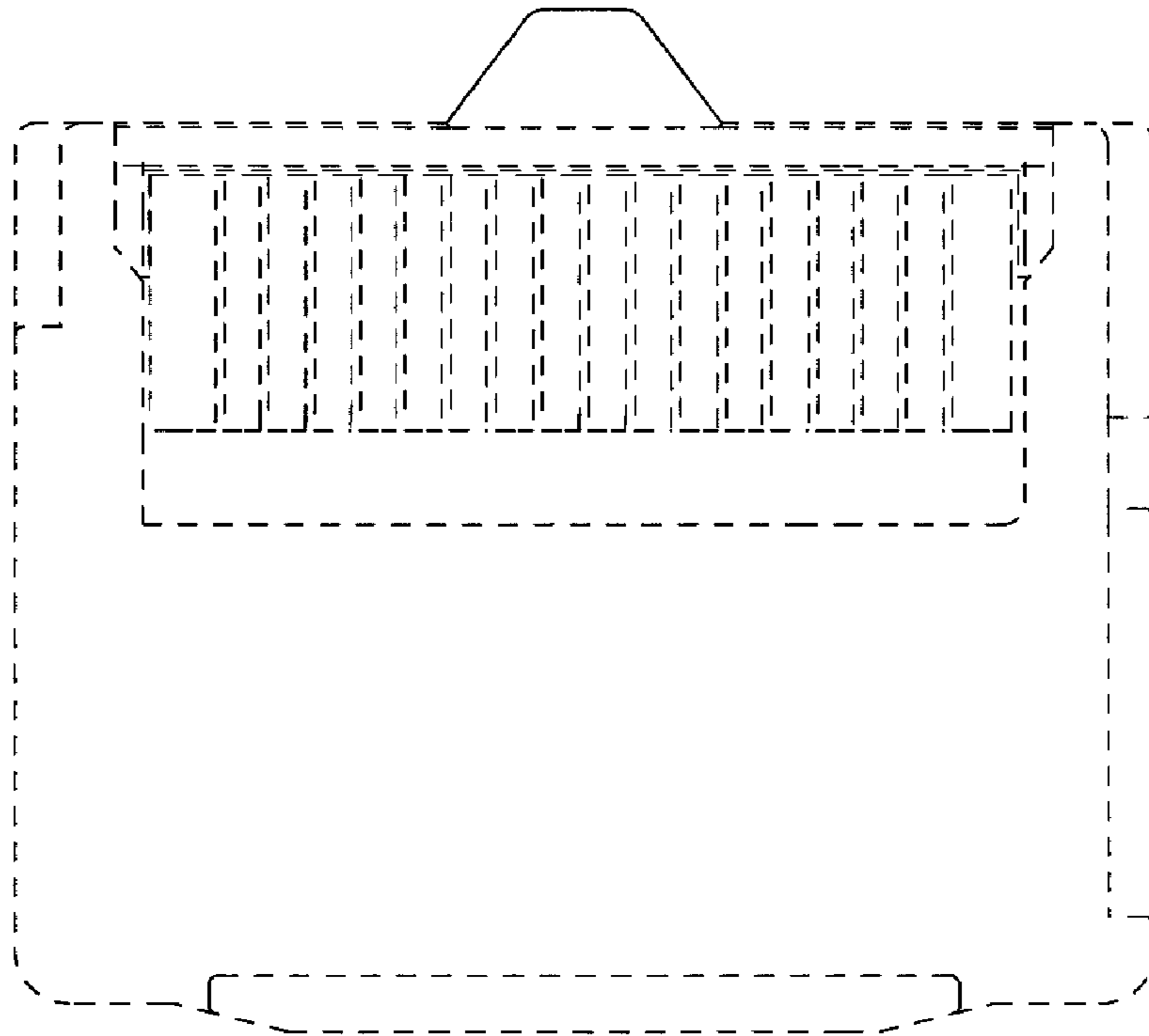


Fig. 5



Fig. 6

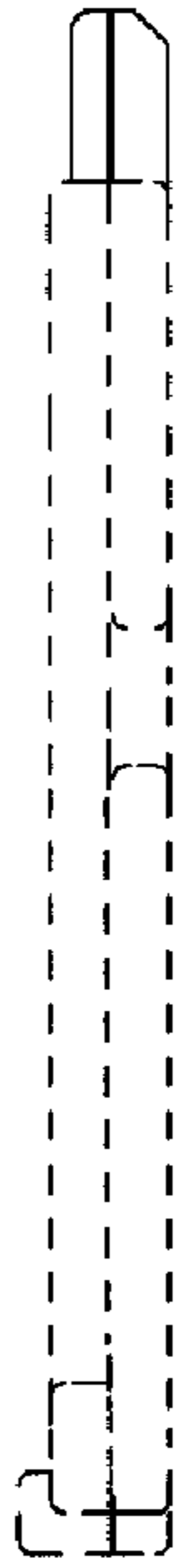
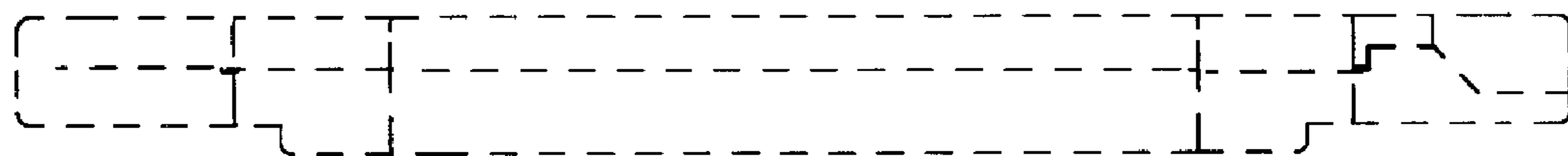


Fig. 7



Fig. 8



UNITED STATES PATENT AND TRADEMARK OFFICE  
**CERTIFICATE OF CORRECTION**

PATENT NO. : Des. 596,183 S  
APPLICATION NO. : 29/302768  
DATED : July 14, 2009  
INVENTOR(S) : Matsumoto et al.

Page 1 of 1


It is certified that error appears in the above-identified patent and that said Letters Patent is hereby corrected as shown below:

Title page, item (75), Inventors biographical data, please change the city listed for each inventor as follows:

Yasuyoshi Matsumoto, ~~Yamato~~ Kanagawa (JP);  
Mitsuhiro Tomita, ~~Yamato~~ Kanagawa (JP);  
Yuichi Hasegawa, ~~Yokohama~~ Kanagawa (JP);  
Yuji Naito, ~~Yamato~~ Kanagawa (JP);  
Yoko Takeuchi, ~~Yamato~~ Kanagawa (JP);  
Hideaki Matsuoto, ~~Fuchu~~ Tokyo (JP);  
Kazuya Igarashi, ~~Sagamihara~~ Kanagawa (JP)

Signed and Sealed this

Eighth Day of September, 2009



David J. Kappos  
*Director of the United States Patent and Trademark Office*