

US00D596163S

(12) **United States Design Patent**  
**Madonna et al.**

(10) **Patent No.:** **US D596,163 S**  
(45) **Date of Patent:** **\*\* Jul. 14, 2009**

(54) **REMOTE CONTROL FOR MULTIMEDIA CONTROLLER**

(75) Inventors: **Robert P. Madonna**, Osterville, MA (US); **James Carroll**, East Sandwich, MA (US); **Peter H. Corsini**, East Sandwich, MA (US); **Daniel W. Ashcraft**, Torrance, CA (US); **John von Buelow**, Oak Park, CA (US); **Deanna Griffith**, Topanga, CA (US); **Kit Mok**, Cupertino, CA (US); **Erin Napolitano**, Los Angeles, CA (US); **Wendee Lee**, Oak Park, CA (US)

(73) Assignee: **Savant Systems LLC**, Osterville, MA (US)

(\*\*) Term: **14 Years**

(21) Appl. No.: **29/248,612**

(22) Filed: **Aug. 23, 2006**

(51) **LOC (9) Cl.** ..... **14-03**

(52) **U.S. Cl.** ..... **D14/218**

(58) **Field of Classification Search** ..... D14/218, D14/455; D13/168; D21/566; D10/104, D10/106; 345/169; 348/14.05, 114, 211.99, 348/734; 455/92, 5, 128, 151.31-151.4, 455/352, 355; 700/65

See application file for complete search history.

(56) **References Cited**

**U.S. PATENT DOCUMENTS**

D322,244 S \* 12/1991 Bishai ..... D13/168

D493,150 S \* 7/2004 Murtaugh et al. .... D13/168  
D502,929 S \* 3/2005 Copeland et al. .... D13/168  
D527,666 S \* 9/2006 Tal et al. .... D10/106  
D562,778 S \* 2/2008 Bonnaud ..... D13/168  
D563,907 S \* 3/2008 Badarello ..... D13/168  
D571,305 S \* 6/2008 Thursfield ..... D13/168

\* cited by examiner

*Primary Examiner*—T. Chase Nelson

*Assistant Examiner*—Ania K Dworzecka

(74) *Attorney, Agent, or Firm*—Cesari and McKenna, LLP

(57) **CLAIM**

The ornamental design for a remote control for multimedia controller, as shown and described.

**DESCRIPTION**

FIG. 1 is a top plan view of a remote control for multimedia controller showing our new design;

FIG. 2 is a right side elevational view thereof, the left side being a mirror image of the right side;

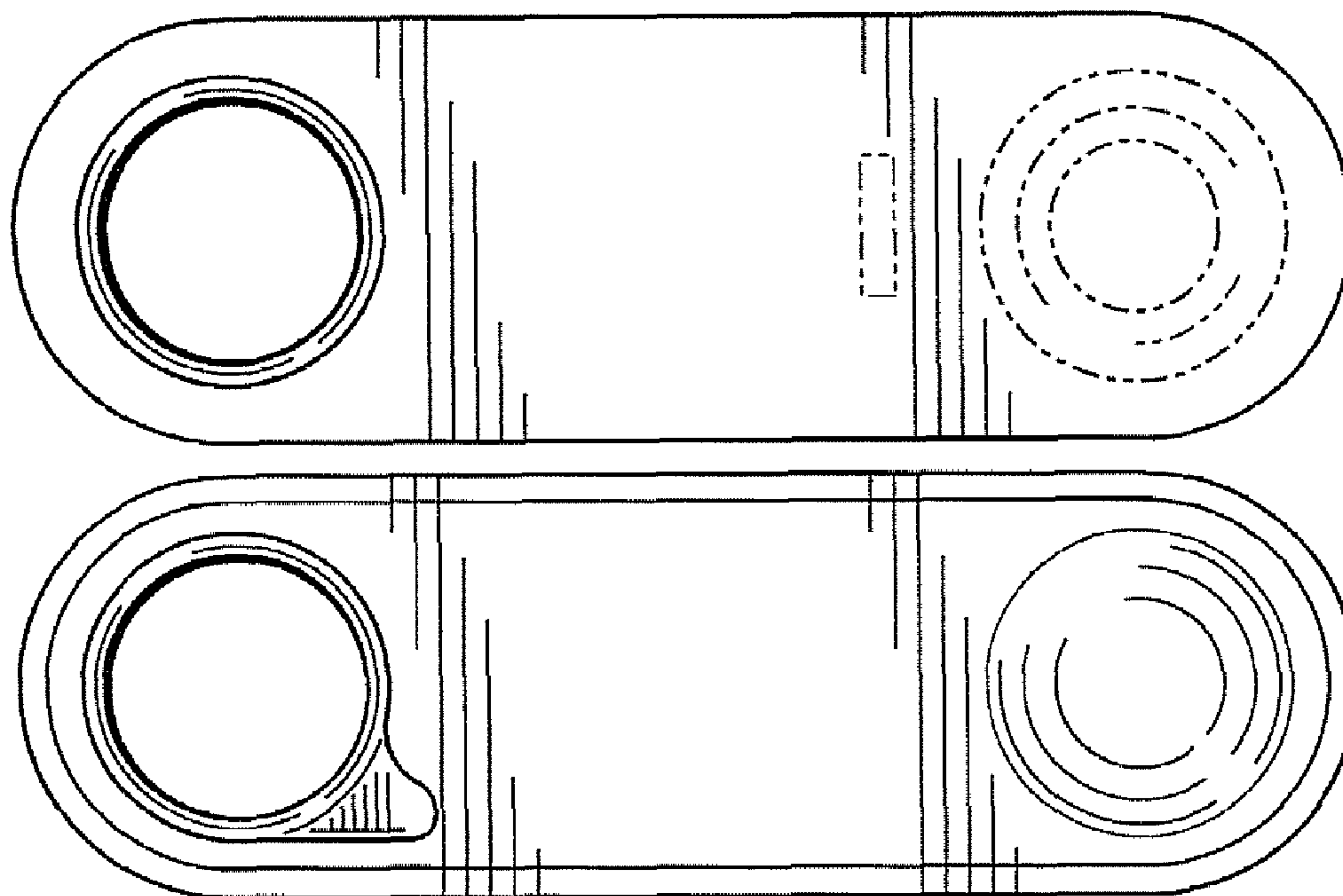
FIG. 3 is a front elevational view thereof;

FIG. 4 is a rear elevational view thereof; and,

FIG. 5 is a bottom view thereof.

The portions of the remote control shown in broken lines form no part of the claimed design.

**1 Claim, 1 Drawing Sheet**



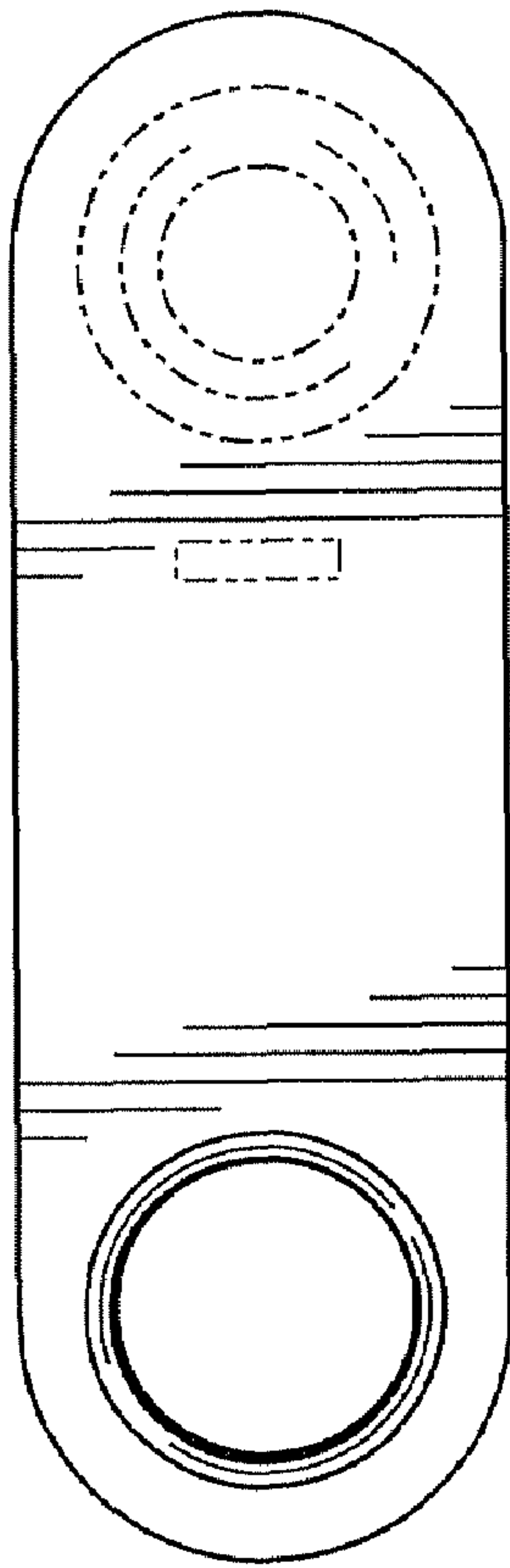


FIG. 1



FIG. 3




FIG. 2

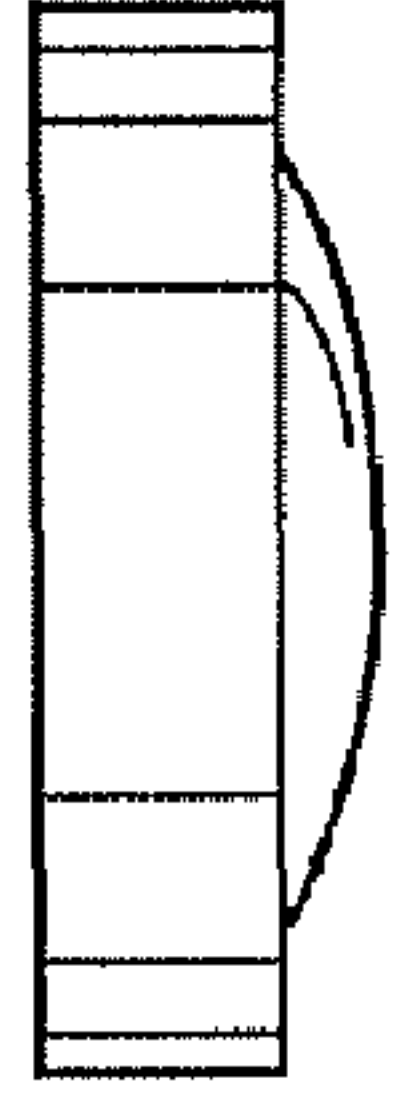


FIG. 4

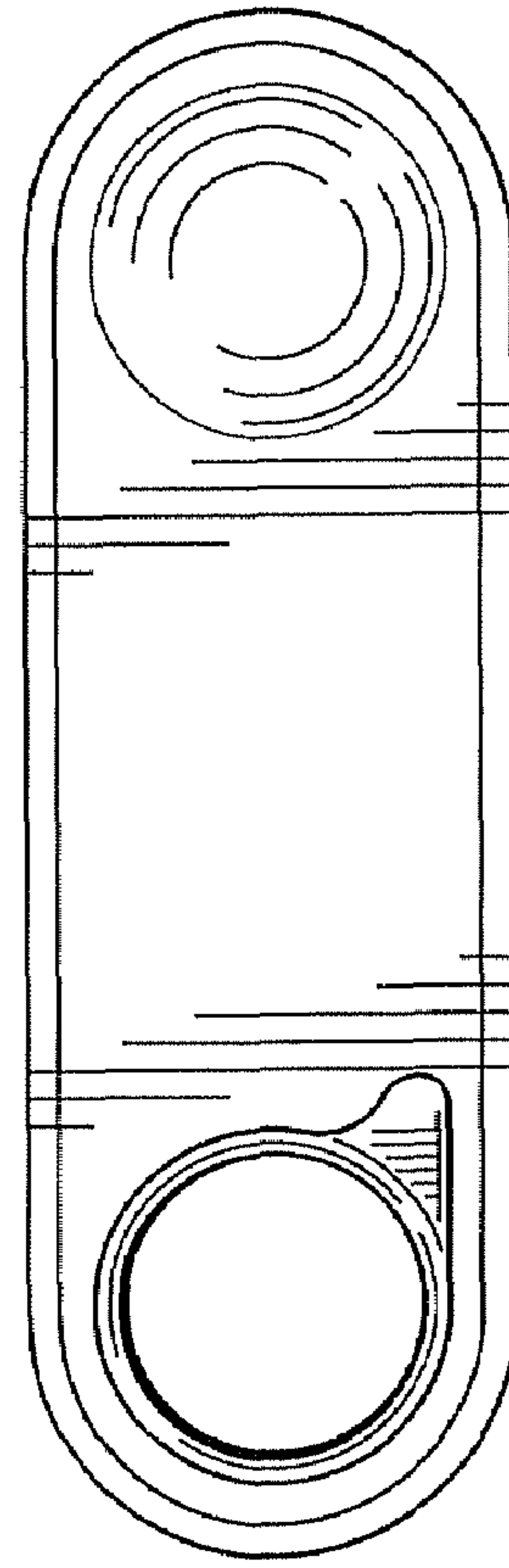


FIG. 5