



US00D596157S

(12) **United States Design Patent**
Warden et al.

(10) **Patent No.:** **US D596,157 S**
(45) **Date of Patent:** **** Jul. 14, 2009**

(54) **DUAL CONFIGURATION SPEAKER**

D562,307 S 2/2008 Warden

(75) Inventors: **Robert A. Warden**, Southborough, MA (US); **Stuart Raymond Jang**, Waltham, MA (US)

(73) Assignee: **Bose Corporation**, Framingham, MA (US)

(**) Term: **14 Years**

(21) Appl. No.: **29/327,980**

(22) Filed: **Nov. 17, 2008**

(51) **LOC (9) Cl.** **14-01**

(52) **U.S. Cl.** **D14/211; D14/214**

(58) **Field of Classification Search** D14/204, D14/210-216, 172; 181/143-144, 147-148, 181/150-153, 157, 198-199; 381/300-303, 381/306, 332-333, 336, 345, 361-364, 386-388
See application file for complete search history.

(56) **References Cited**

U.S. PATENT DOCUMENTS

- D392,976 S * 3/1998 Fenner et al. D14/214
- D478,565 S * 8/2003 Oikawa D14/211
- D480,069 S 9/2003 Carbone et al.
- D503,702 S * 4/2005 Stevens et al. D14/214
- D522,492 S 6/2006 Carbone
- D525,615 S * 7/2006 Tanaka et al. D14/214

OTHER PUBLICATIONS

Anchor Audio, Inc. Portable Sound Systems, Torrance, California, Brochure for Beacon Portable Array Sound System, 100-0149-000/4-11/06. 4 pages. Downloaded from <http://www.anchoaudio.com/pdf/BEACONmanual.pdf> on Nov. 14, 2008.

* cited by examiner

Primary Examiner—Nanda Bondade

(74) *Attorney, Agent, or Firm*—Bose Corporation

(57) **CLAIM**

The ornamental design for a dual configuration speaker, substantially as shown and described.

DESCRIPTION

FIG. 1 is a front, top and left perspective view of a dual configuration speaker showing our new design;

FIG. 2 is front view thereof;

FIG. 3 is a left side view thereof;

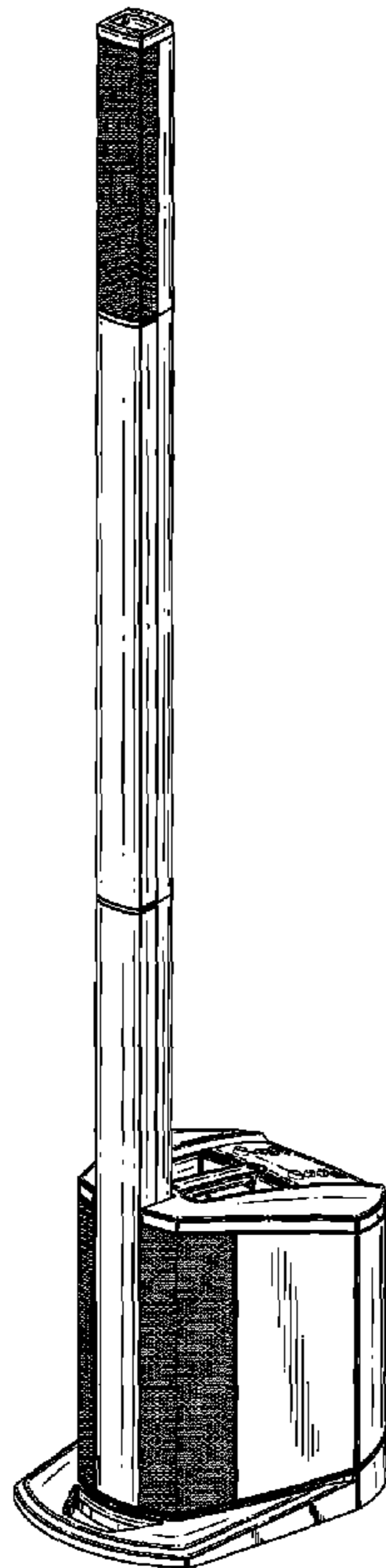
FIG. 4 is a rear view thereof;

FIG. 5 is a top view thereof; and,

FIG. 6 is a bottom view thereof.

The broken line showing on the drawing disclosure is for illustrative purposes only and forms no part of the claimed design.

1 Claim, 5 Drawing Sheets



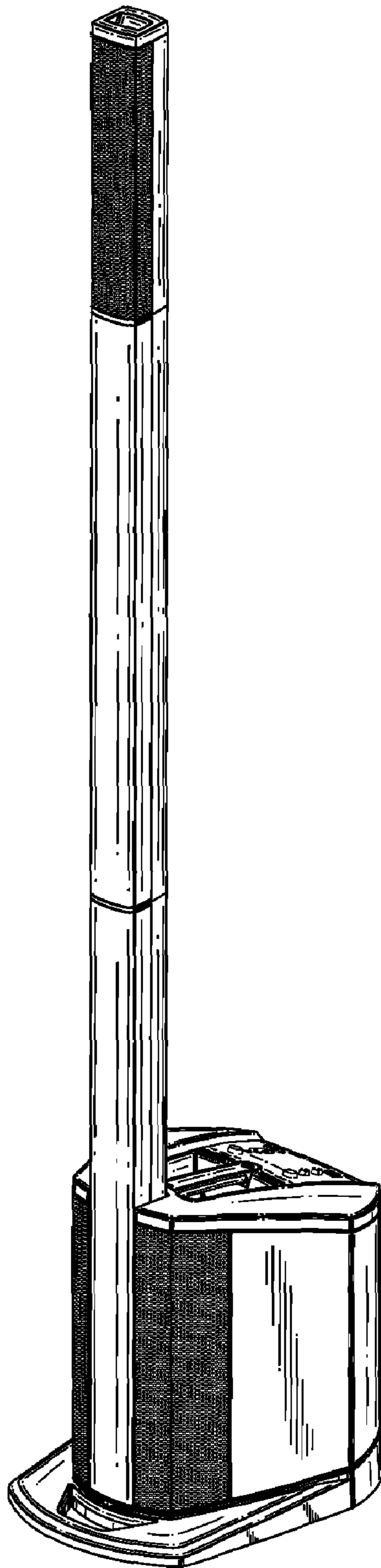


FIG. 1

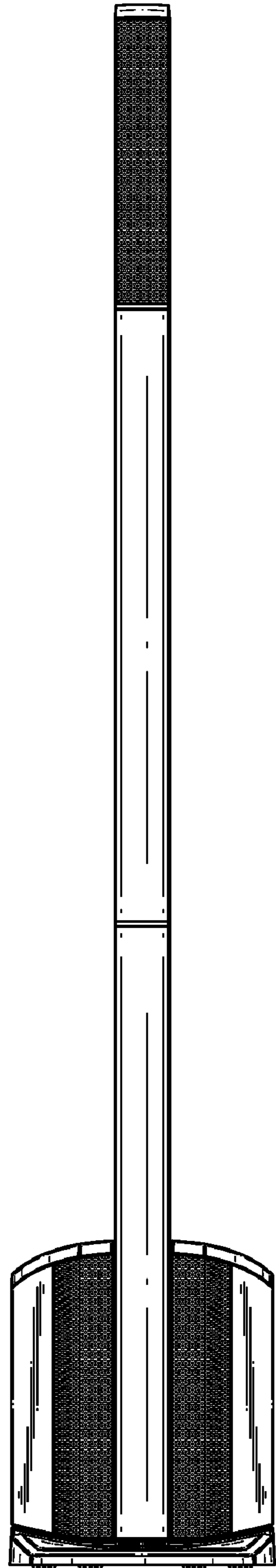


FIG. 2

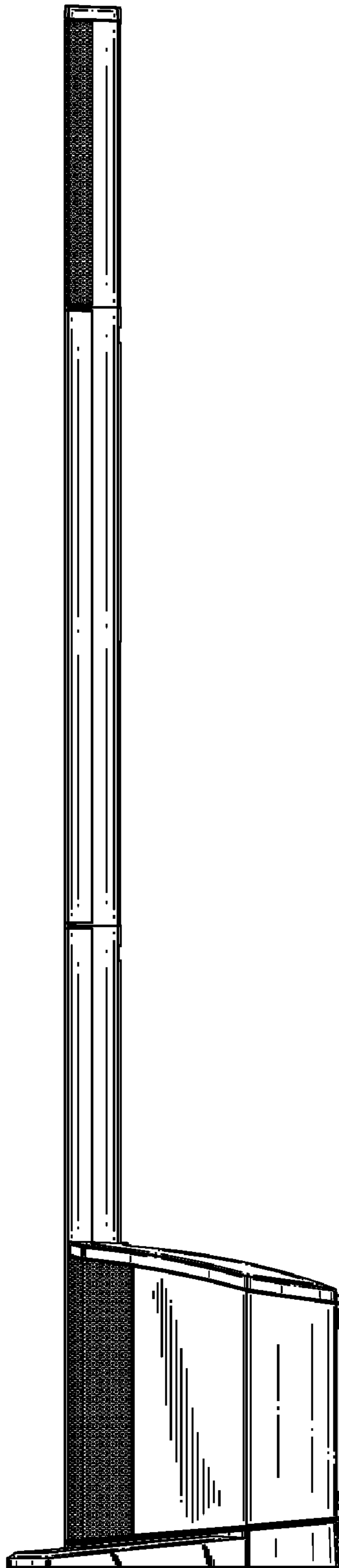


FIG. 3

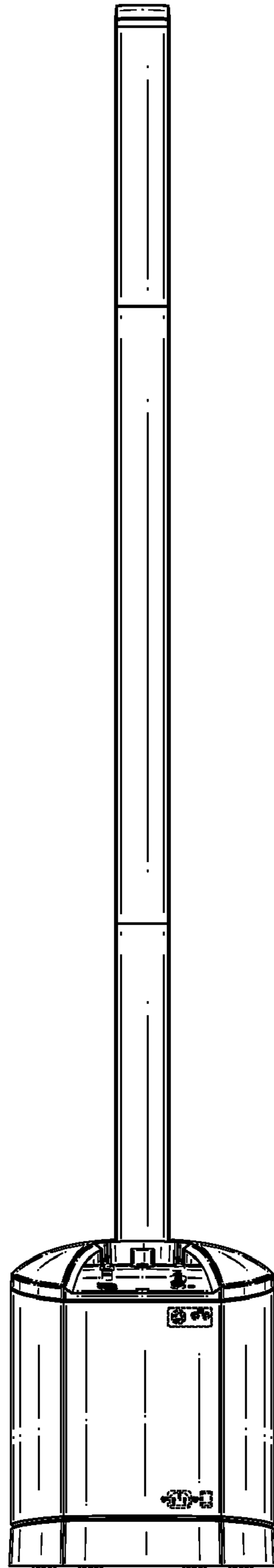


FIG. 4

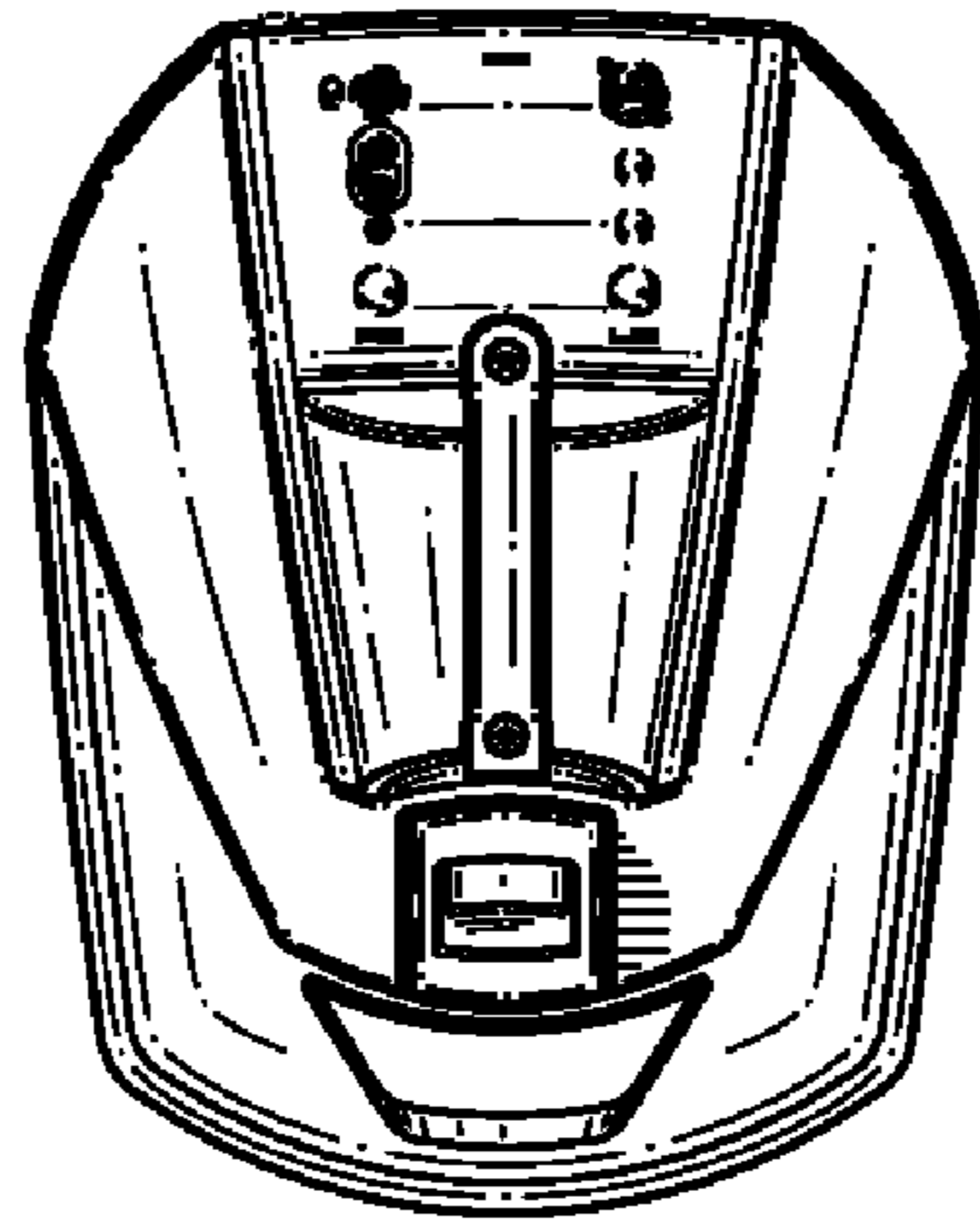


FIG. 5

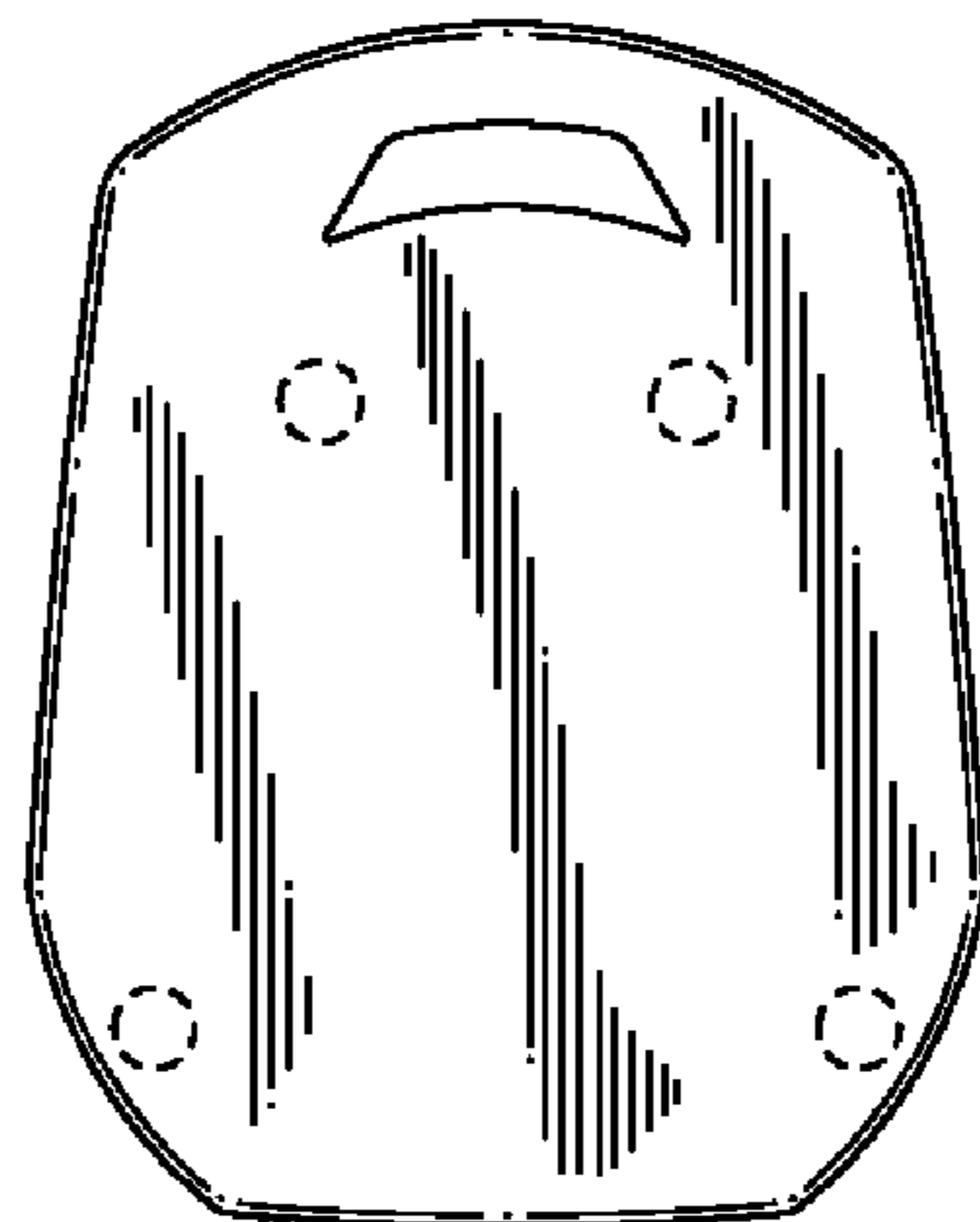


FIG. 6