



US00D596146S

(12) **United States Design Patent**  
**Vasichek et al.**

(10) **Patent No.:** **US D596,146 S**  
(45) **Date of Patent:** **\*\* Jul. 14, 2009**

(54) **DISPLAY PANEL FOR POWER MACHINE**

(75) Inventors: **Shawn R. Vasichek**, Fargo, ND (US);  
**Scott R. Rossow**, Kindred, MN (US);  
**Spencer L. Mindeman**, West Fargo, ND (US)

(73) Assignee: **Clark Equipment Company**, West Fargo, ND (US)

(\*\*) Term: **14 Years**

(21) Appl. No.: **29/299,635**

(22) Filed: **Dec. 31, 2007**

(51) **LOC (9) Cl.** ..... **13-03**

(52) **U.S. Cl.** ..... **D13/177; D13/164**

(58) **Field of Classification Search** ..... D13/152,  
D13/158-168, 177, 184, 199; D14/137-139,  
D14/151, 167, 168, 172, 174, 191-193, 214,  
D14/217, 218, 240; 361/600, 622, 678, 681;  
345/173; 338/153; 174/66; 200/5 A

See application file for complete search history.

(56) **References Cited**

**U.S. PATENT DOCUMENTS**

D413,295 S \* 8/1999 Sauter ..... D12/192  
D422,545 S \* 4/2000 Palalau et al. .... D12/192  
D432,999 S \* 10/2000 Wong et al. .... D13/177  
D436,604 S \* 1/2001 Rossow et al. .... D15/28  
6,312,773 B1 \* 11/2001 Zeiss et al. .... 428/13  
D452,693 S \* 1/2002 Mitchell ..... D14/492  
D492,630 S \* 7/2004 Kraus et al. .... D12/192

D504,629 S \* 5/2005 Tyner et al. .... D10/74  
D549,664 S \* 8/2007 McDougal et al. .... D13/162  
7,495,171 B2 \* 2/2009 Gorin et al. .... 174/66  
2006/0209641 A1 \* 9/2006 Navid ..... 369/30.06

\* cited by examiner

*Primary Examiner*—Daniel D Bui

*Assistant Examiner*—Thomas J Johannes

(74) *Attorney, Agent, or Firm*—John D. Veldhuis-Kroeze;  
Westman, Champlin & Kelly, P.A.

(57) **CLAIM**

The ornamental design for a display panel for power machine, as shown and described.

**DESCRIPTION**

Reference is hereby made to the following co-pending and commonly assigned design application: U.S. design application Ser. No. 29,299,634, filed Dec. 31, 2007 entitled “Display Panel for Power Machine”, which is hereby incorporated by reference in its entirety.

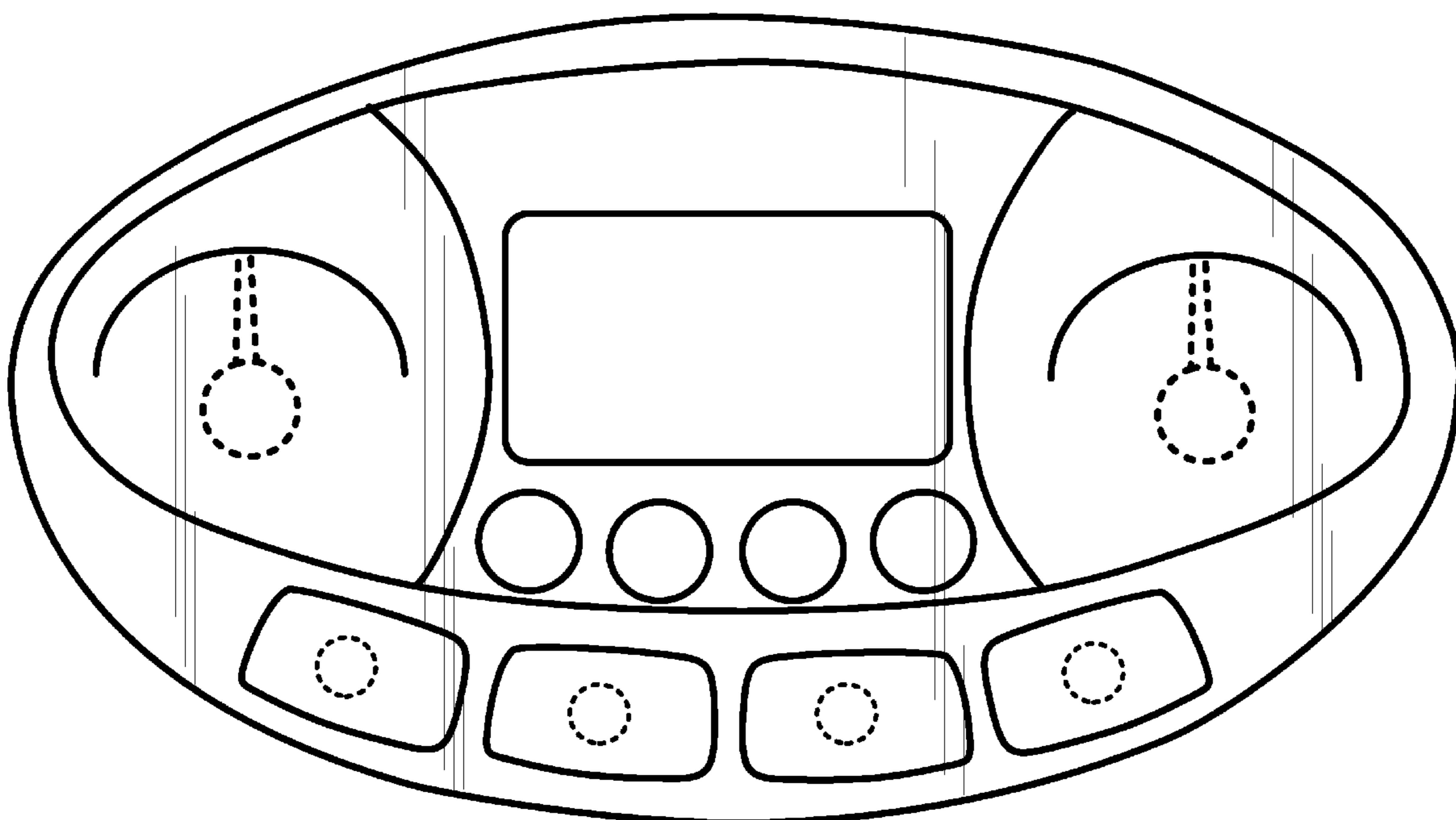
FIG. 1 is a front view of a first embodiment of a display panel for power machine, showing our new design.

FIG. 2 is a front view of a second embodiment of a display panel for power machine, showing our new design; and,

FIG. 3 is a front view of a third embodiment of a display panel for power machine, showing our new design.

Broken lines shown in the figures are provided for illustrative purposes only and form no part of the claimed design.

**1 Claim, 3 Drawing Sheets**



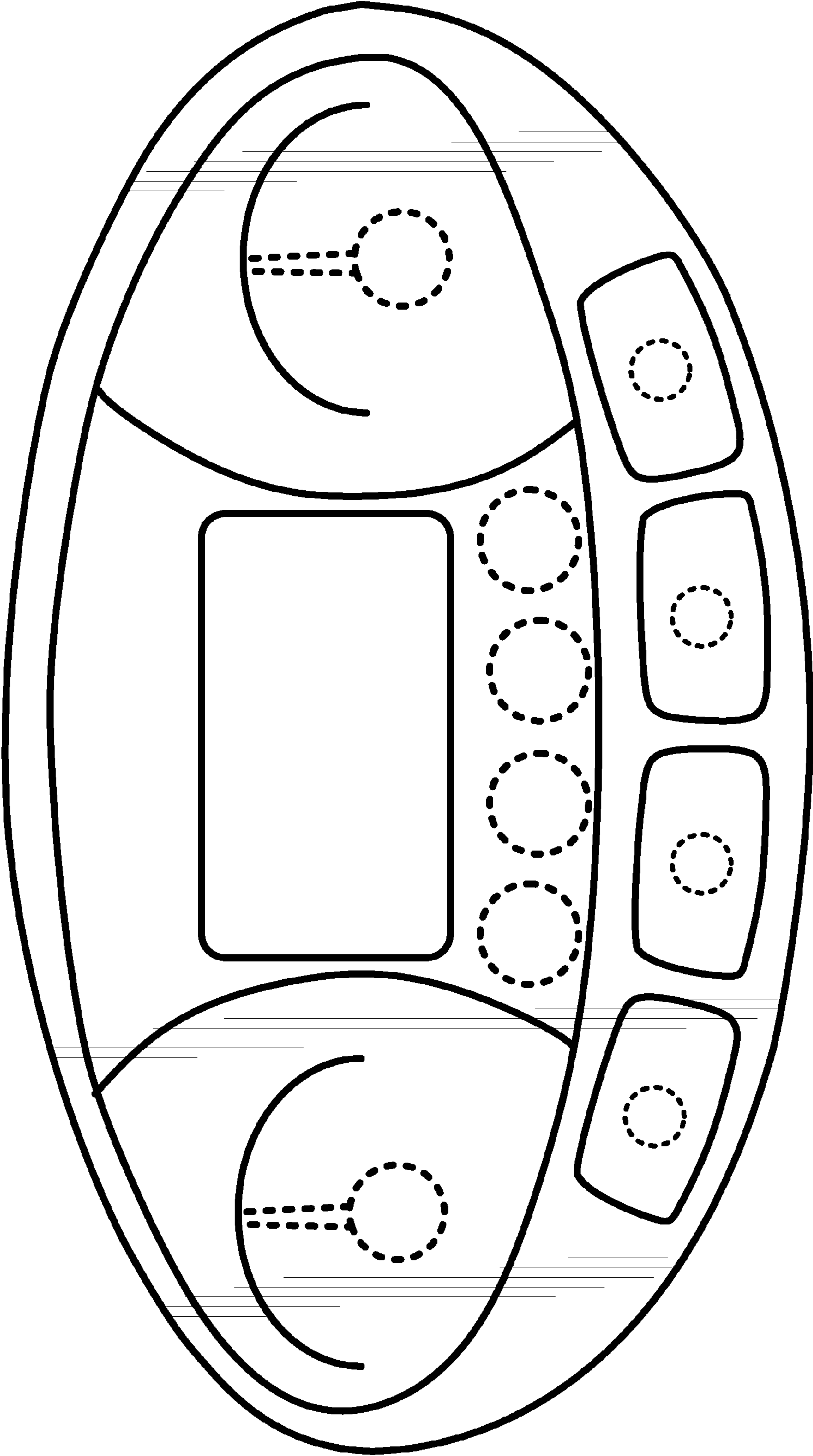


FIG. 1

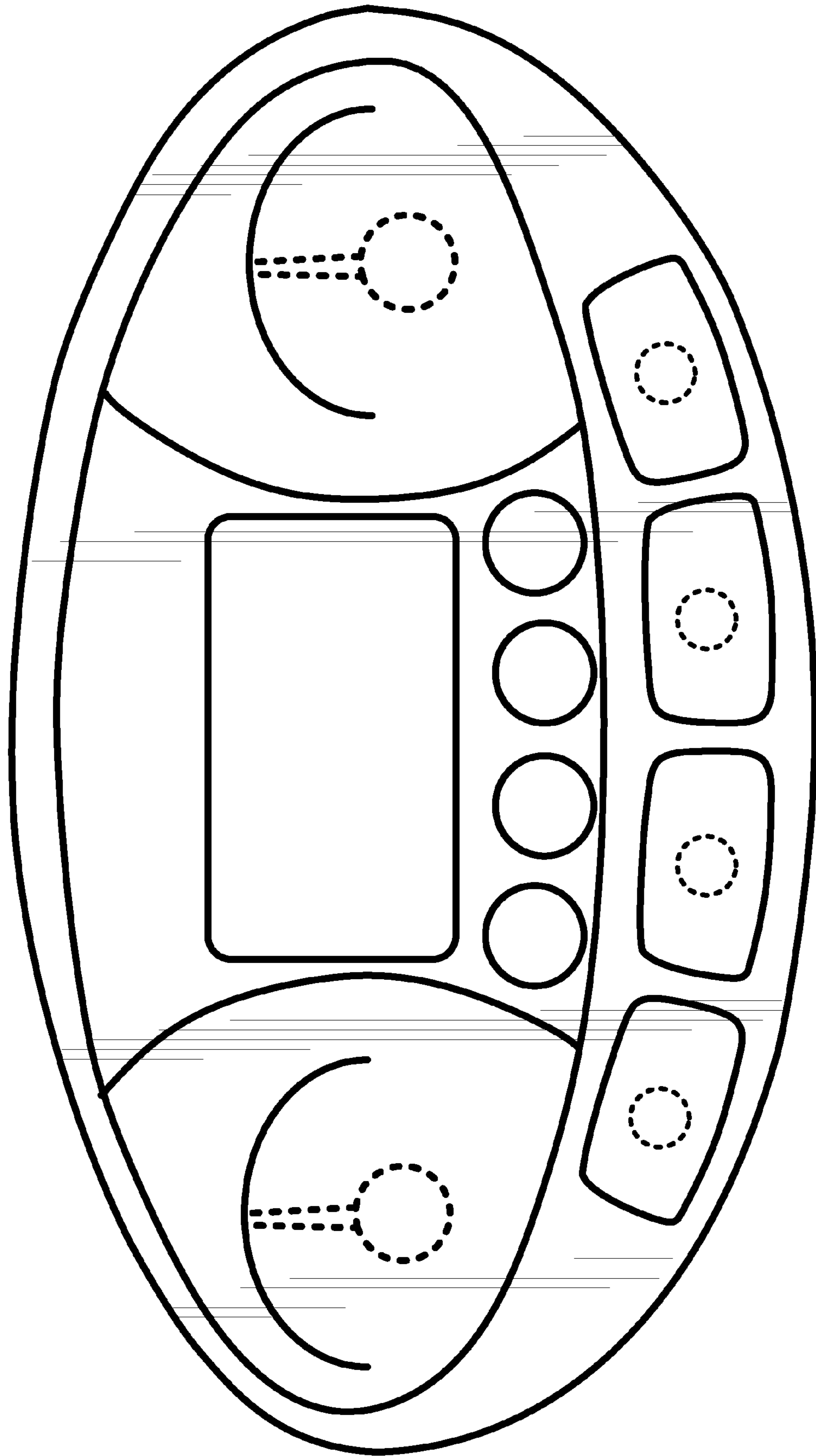


FIG. 2

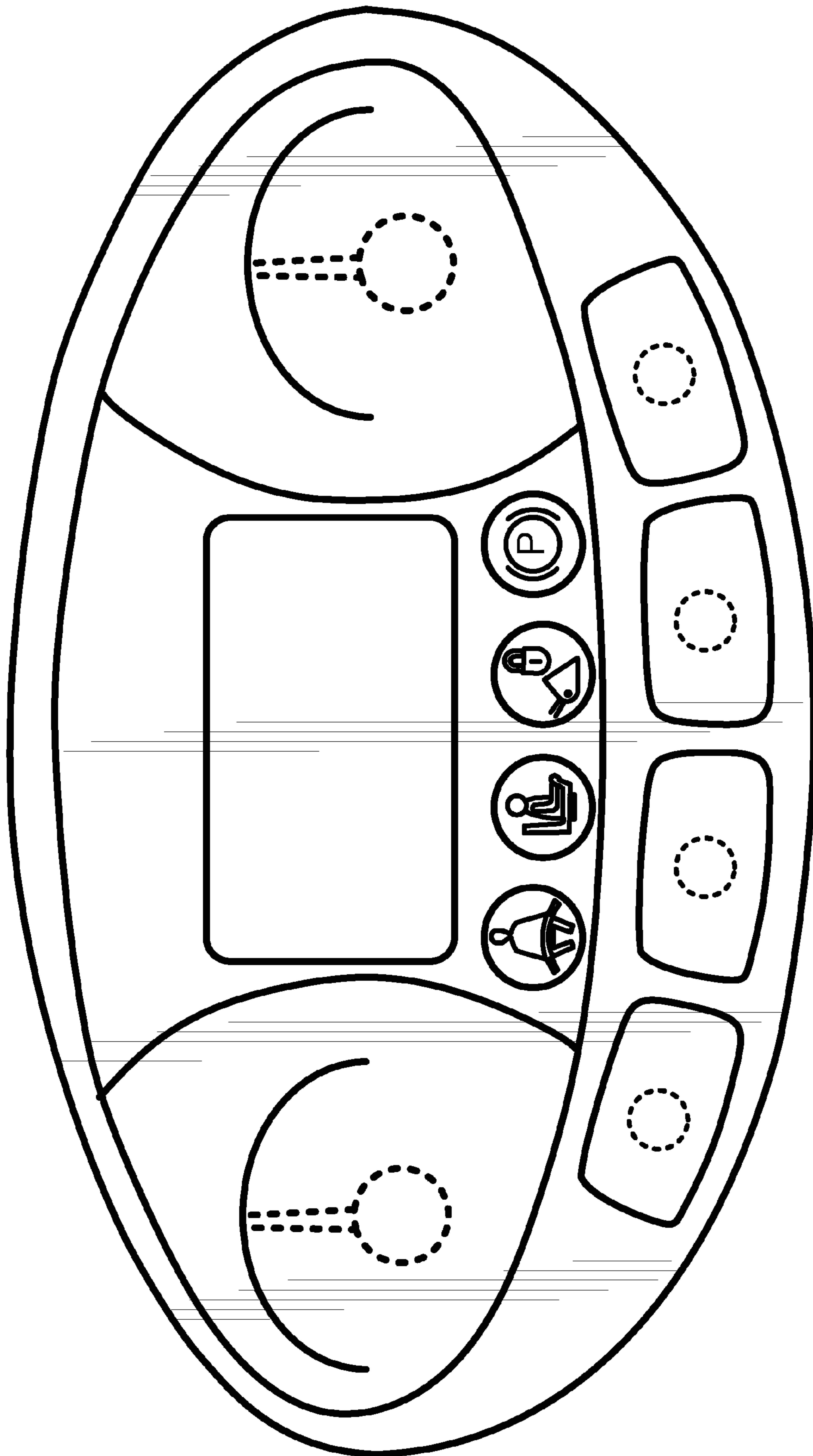


FIG. 3

UNITED STATES PATENT AND TRADEMARK OFFICE  
**CERTIFICATE OF CORRECTION**

PATENT NO. : Des. 596,146 S  
APPLICATION NO. : 29/299635  
DATED : July 14, 2009  
INVENTOR(S) : Shawn R. Vasichek et al.

Page 1 of 1

It is certified that error appears in the above-identified patent and that said Letters Patent is hereby corrected as shown below:

Title page Item [57]

CLAIM, delete “,”.

Title page

DESCRIPTION, delete “entitled “Display Panel for Power Machine”” and insert  
--currently pending,--.

Signed and Sealed this

Seventeenth Day of August, 2010



David J. Kappos  
*Director of the United States Patent and Trademark Office*