



US00D596145S

(12) **United States Design Patent**
Vasichek et al.

(10) **Patent No.:** **US D596,145 S**
(45) **Date of Patent:** **** Jul. 14, 2009**

(54) **DISPLAY PANEL FOR POWER MACHINE**

(75) Inventors: **Shawn R. Vasichek**, Fargo, ND (US);
Scott R. Rossow, Kindred, MN (US);
Spencer L. Mindeman, West Fargo, ND (US)

(73) Assignee: **Clark Equipment Company**, West Fargo, ND (US)

(**) Term: **14 Years**

(21) Appl. No.: **29/299,634**

(22) Filed: **Dec. 31, 2007**

(51) **LOC (9) Cl.** **13-03**

(52) **U.S. Cl.** **D13/177; D13/164**

(58) **Field of Classification Search** D13/152,
D13/158-168, 177, 184, 199; D14/137-139,
D14/151, 167, 168, 172, 174, 191-193, 214,
D14/217, 218, 240; 361/600, 622, 678, 681;
345/173; 338/153; 174/66; 200/5 A
See application file for complete search history.

(56) **References Cited**

U.S. PATENT DOCUMENTS

D413,295 S * 8/1999 Sauter D12/192
D422,545 S * 4/2000 Palalau et al. D12/192
D432,999 S * 10/2000 Wong et al. D13/177
D436,604 S * 1/2001 Rossow et al. D15/28
6,312,773 B1 * 11/2001 Zeiss et al. 428/13

D452,693 S * 1/2002 Mitchell D14/492
D492,630 S * 7/2004 Kraus et al. D12/192
D504,629 S * 5/2005 Tyner et al. D10/74
D549,664 S * 8/2007 McDougal et al. D13/162
7,495,171 B2 * 2/2009 Gorin et al. 174/66
2006/0209641 A1 * 9/2006 Navid 369/30.06

* cited by examiner

Primary Examiner—Daniel D Bui

Assistant Examiner—Thomas J Johannes

(74) *Attorney, Agent, or Firm*—John D. Veldhuis-Kroeze;
Westman, Champlin & Kelly, P.A.

(57) **CLAIM**

The ornamental design for a display panel for power machine, as shown and described.

DESCRIPTION

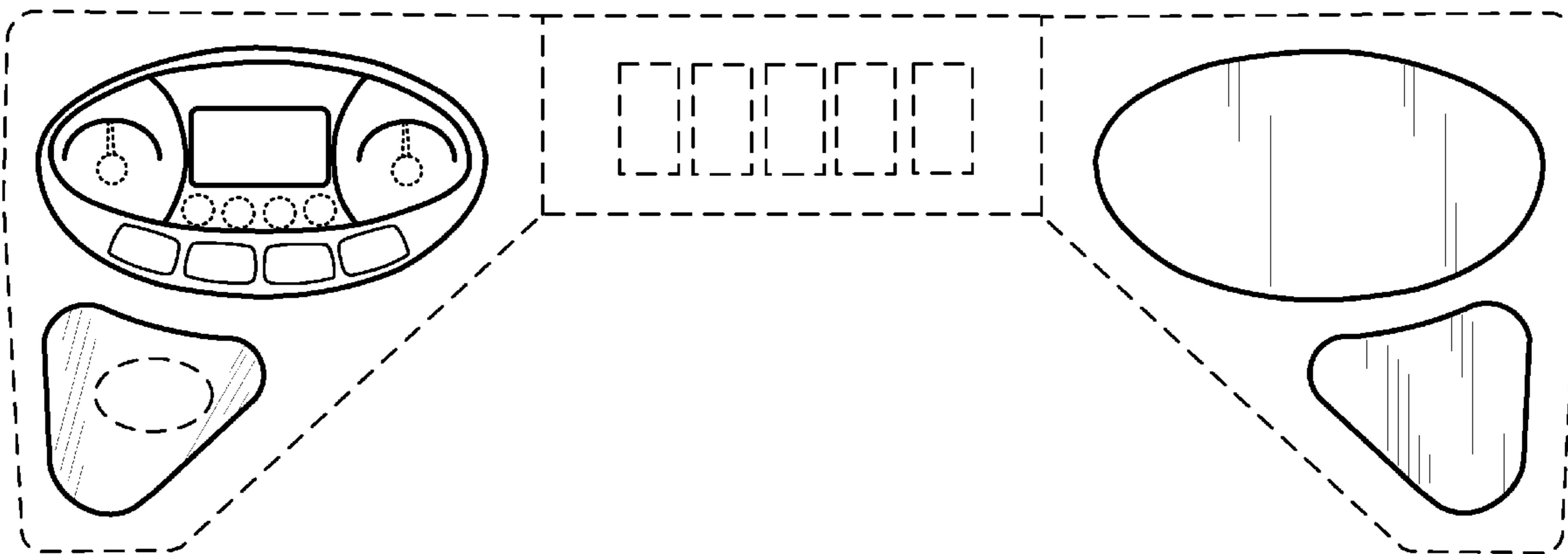
FIG. 1 is a front view of a first embodiment of a display panel for power machine, showing our new design.

FIG. 2 is a front view of a second embodiment of a display panel for power machine, showing our new design; and,

FIG. 3 is a front view of yet another embodiment of a display panel for power machine. Other views (not shown) of the display panel include no surface ornamentation and form no part of the claimed design.

Broken lines shown in the figures are provided for illustrative purposes only and form no part of the claimed design.

1 Claim, 3 Drawing Sheets



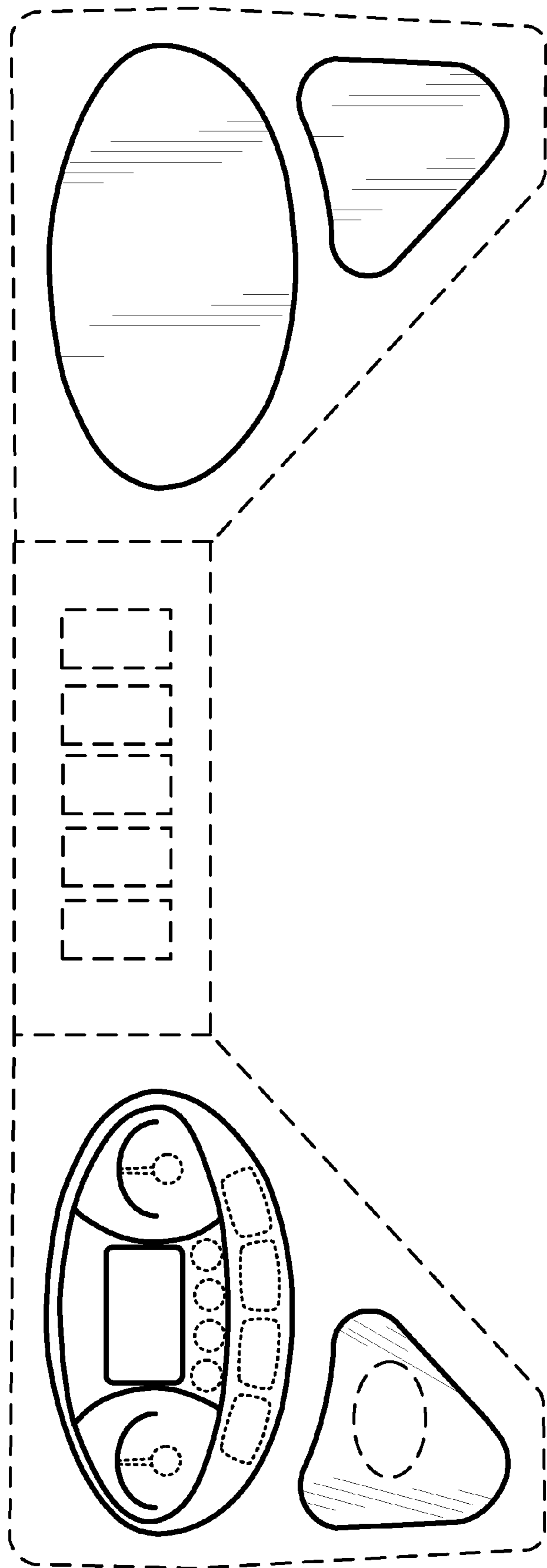


FIG. 1

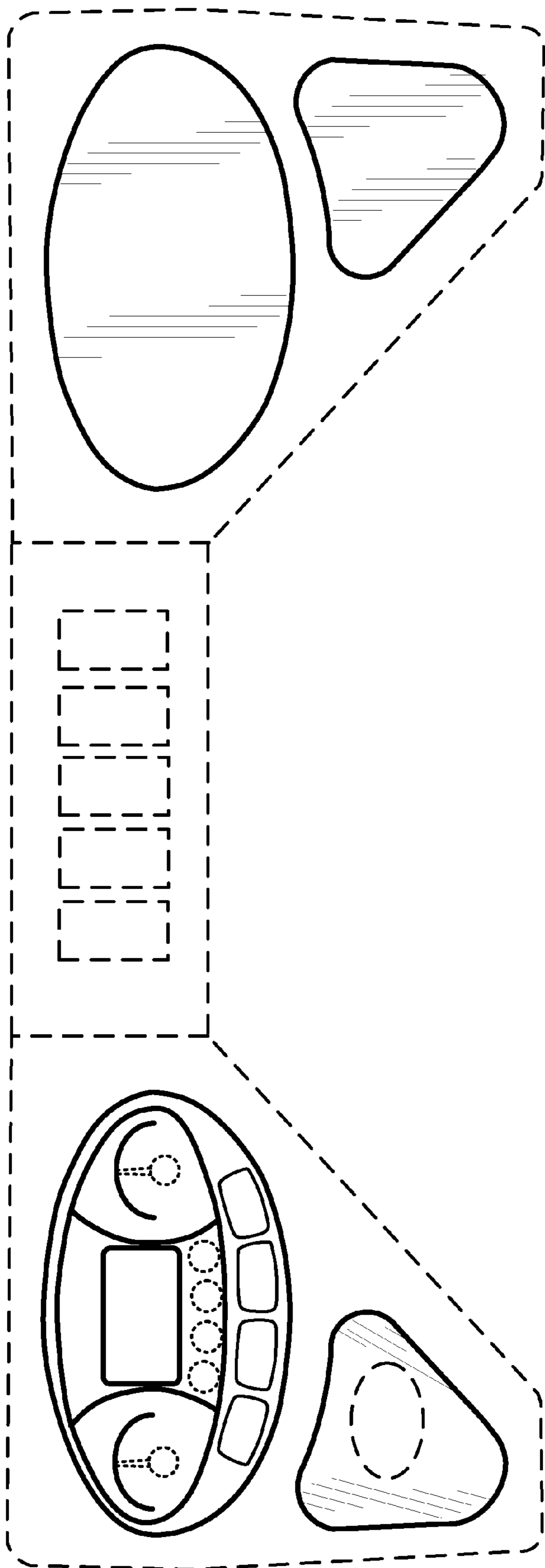


FIG. 2

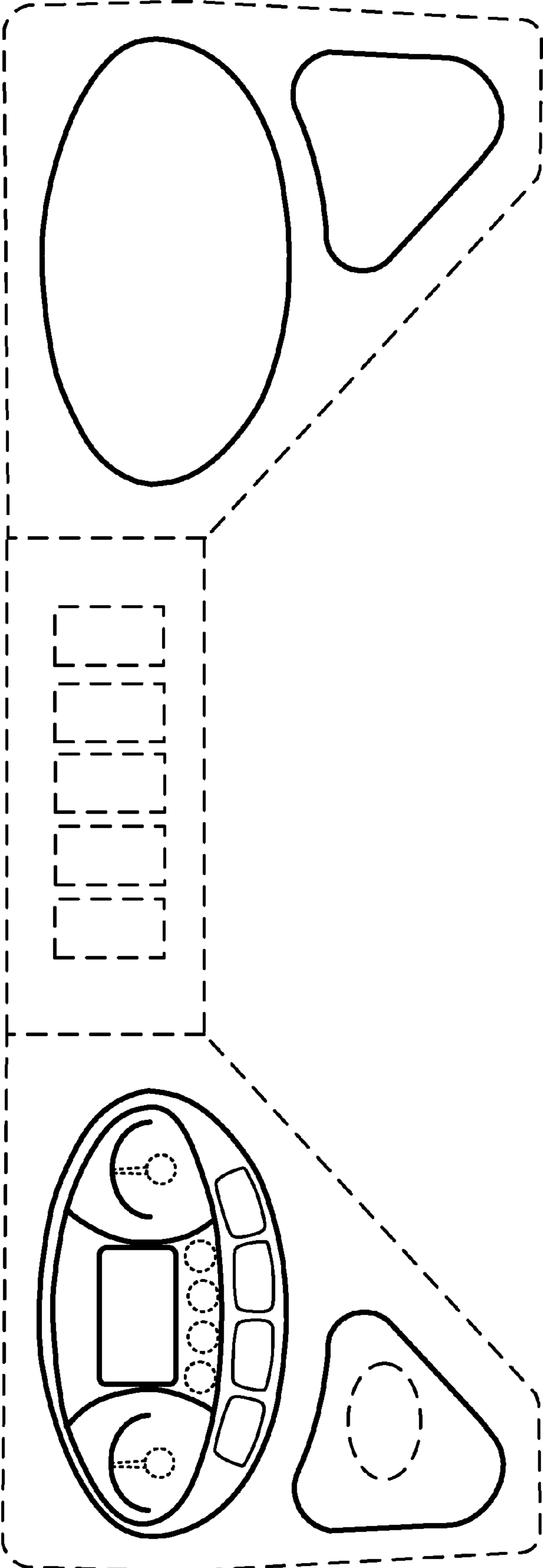


FIG. 3

UNITED STATES PATENT AND TRADEMARK OFFICE
CERTIFICATE OF CORRECTION

PATENT NO. : Des. 596,145 S
APPLICATION NO. : 29/299634
DATED : July 14, 2009
INVENTOR(S) : Shawn R. Vasichek et al.

Page 1 of 1

It is certified that error appears in the above-identified patent and that said Letters Patent is hereby corrected as shown below:

DESCRIPTION, insert --Reference is hereby made to the following co-pending and commonly assigned design application: U.S. Design Application Serial No. 29/299,635, filed December 31, 2007, currently pending, which is hereby incorporated by reference in its entirety.-- after DESCRIPTION.

DESCRIPTION, delete "FIG. 1 is a front view of a first embodiment of a display panel for power machine, showing our new design."


DESCRIPTION, delete "FIG. 2 is a front view of a second embodiment of a display panel for power machine, showing our new design; and," and insert --FIG. 1 is a front view of a first embodiment of a Display Panel for Power Machine, showing our new design.--.

DESCRIPTION, delete "FIG. 3 is a front view of yet another embodiment of a display panel for power machine. Other views (not shown) of the display panel include no surface ornamentation and form no part of the claimed design." and insert --FIG. 2 is a front view of a second embodiment of a Display Panel for Power Machine, showing our new design.--.

Delete "FIG. 3" of the drawing sheets of the issued patent.

Signed and Sealed this

Eighteenth Day of May, 2010



David J. Kappos
Director of the United States Patent and Trademark Office