



US00D596127S

(12) **United States Design Patent**
Nania et al.

(10) **Patent No.:** **US D596,127 S**
(45) **Date of Patent:** **** Jul. 14, 2009**

(54) **ELECTRICAL CONNECTOR**

(75) Inventors: **Francesco A. Nania**, Clinton, MA (US);
Christopher Coughlan, Hudson, MA
(US); **Arnold S. Feinberg**, Stoughton,
MA (US); **Thomas H Kannally, Jr.**,
Northborough, MA (US); **Vadim L.**
Radunsky, Framingham, MA (US)

(73) Assignee: **Hypertronics Corporation**, Hudson,
MA (US)

(**) Term: **14 Years**

(21) Appl. No.: **29/194,315**

(22) Filed: **Nov. 21, 2003**

(51) **LOC (9) Cl.** **13-03**
(52) **U.S. Cl.** **D13/147**
(58) **Field of Classification Search** D13/123,
D13/133, 146-147, 151, 154, 184, 199; D26/4;
174/88 C; 379/399; 439/277, 359, 362,
439/372

See application file for complete search history.

(56) **References Cited**

U.S. PATENT DOCUMENTS

2,410,618 A	11/1946	Zelov	
3,287,031 A	11/1966	Simmons et al.	
D225,740 S *	1/1973	Thompson D13/146
3,810,073 A	5/1974	Zajac et al.	
4,155,619 A	5/1979	Bray et al.	
4,191,443 A	3/1980	Doyle	
4,229,064 A	10/1980	Vetter et al.	
4,268,115 A	5/1981	Slemon et al.	
4,316,647 A	2/1982	Bailey et al.	
4,330,166 A	5/1982	Cooper et al.	
4,412,717 A	11/1983	Monroe	
4,422,716 A	12/1983	Morimoto et al.	
4,448,470 A	5/1984	Peterson	
4,472,012 A	9/1984	Michaels	
4,614,029 A	9/1986	Neumann et al.	
4,647,127 A	3/1987	Weingartner	
4,657,327 A	4/1987	Weingartner	

4,685,758 A	8/1987	Yoshida	
4,708,662 A	11/1987	Klein	
4,726,788 A	2/1988	F'Geppert	
4,762,389 A	8/1988	Kaihara	
4,770,443 A	9/1988	Yamamoto	
D300,425 S *	3/1989	Sumita D13/133
4,812,136 A	3/1989	Molitor	
4,820,204 A	4/1989	Batty	
4,834,678 A	5/1989	Emadi et al.	
4,891,021 A	1/1990	Hayes et al.	
4,915,421 A	4/1990	Dennany Jr.	
4,936,662 A	6/1990	Griffin	
4,938,718 A	7/1990	Guendel	
5,042,891 A	8/1991	Mulholland et al.	
5,067,909 A	11/1991	Behning	

(Continued)

Primary Examiner—Daniel D Bui
(74) *Attorney, Agent, or Firm*—Finnegan, Henderson,
Farabow, Garrett & Dunner, LLP

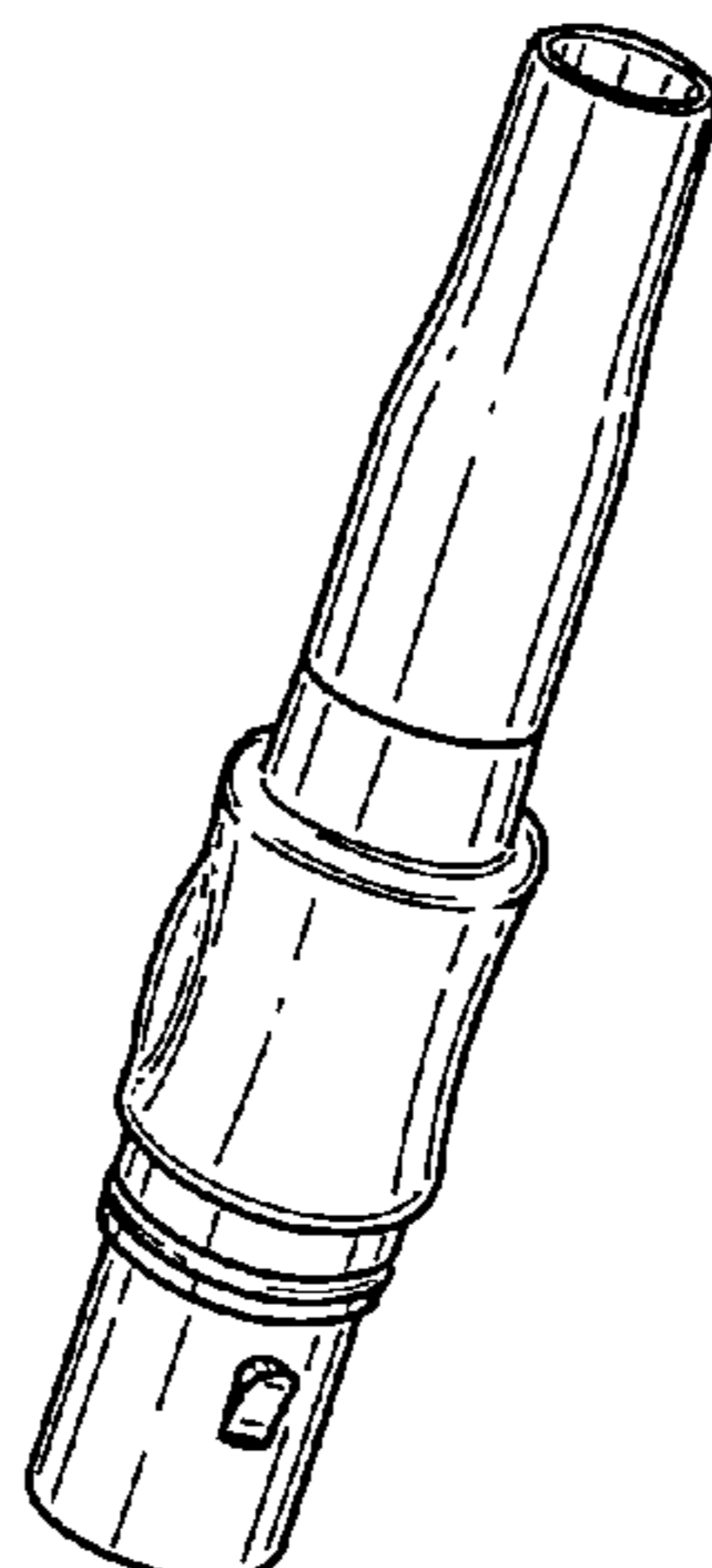
(57) **CLAIM**

The ornamental design for an electrical connector, as shown
and described.

DESCRIPTION

FIG. 1 is a perspective view of an electrical connector show-
ing our new design;
FIG. 2 is a top view thereof;
FIG. 3 is a side view thereof, the opposite side being a mirror
image thereto;
FIG. 4 is a bottom view thereof;
FIG. 5 is a rear view thereof; and,
FIG. 6 is a front view thereof.
The broken line portion of the figure drawings shown in
FIGS. 5 and 6 is included to show unclaimed subject matter
only and forms no part of the claimed design.

1 Claim, 1 Drawing Sheet



US D596,127 S

Page 2

U.S. PATENT DOCUMENTS		
5,101,463	A	3/1992 Cubukciyan et al.
5,127,843	A	7/1992 Henry et al.
5,195,905	A	3/1993 Pesci
5,212,752	A	5/1993 Stephenson et al.
5,265,183	A	11/1993 Feng et al.
5,288,243	A	2/1994 Mergless
5,356,315	A	10/1994 Jankowski et al.
5,394,494	A	2/1995 Jennings et al.
5,449,302	A	9/1995 Yarbrough et al.
D368,697	S *	4/1996 Hoard
D372,221	S *	7/1996 Anthony D13/146
5,637,010	A	6/1997 Jost et al.
5,666,970	A	9/1997 Smith
5,683,270	A	11/1997 Warislohner
5,704,809	A	1/1998 Davis
5,727,963	A	3/1998 LeMaster
5,746,619	A	5/1998 Harting et al.
D399,188	S *	10/1998 Lin D13/146
D399,189	S *	10/1998 Lin D13/146
5,890,929	A	4/1999 Mills et al.
D415,469	S *	10/1999 Lee D13/146
5,984,378	A	11/1999 Ostrander et al.
6,045,404	A	4/2000 Myer
6,056,577	A	5/2000 Blanchet
D434,003	S *	11/2000 Brisson D13/146
6,161,579	A	12/2000 Vulliet
D438,844	S *	3/2001 Meyer et al. D13/155
6,290,525	B1	9/2001 Jacobi
6,296,508	B1	10/2001 Kuwahara et al.
6,416,334	B1	7/2002 Plishner
6,454,613	B2	9/2002 Valceschini
6,508,669	B2	1/2003 Wang
D494,136	S *	8/2004 Vesecky D13/127
D512,965	S *	12/2005 Dobler D13/146
2002/0182924	A1	12/2002 Mo

* cited by examiner

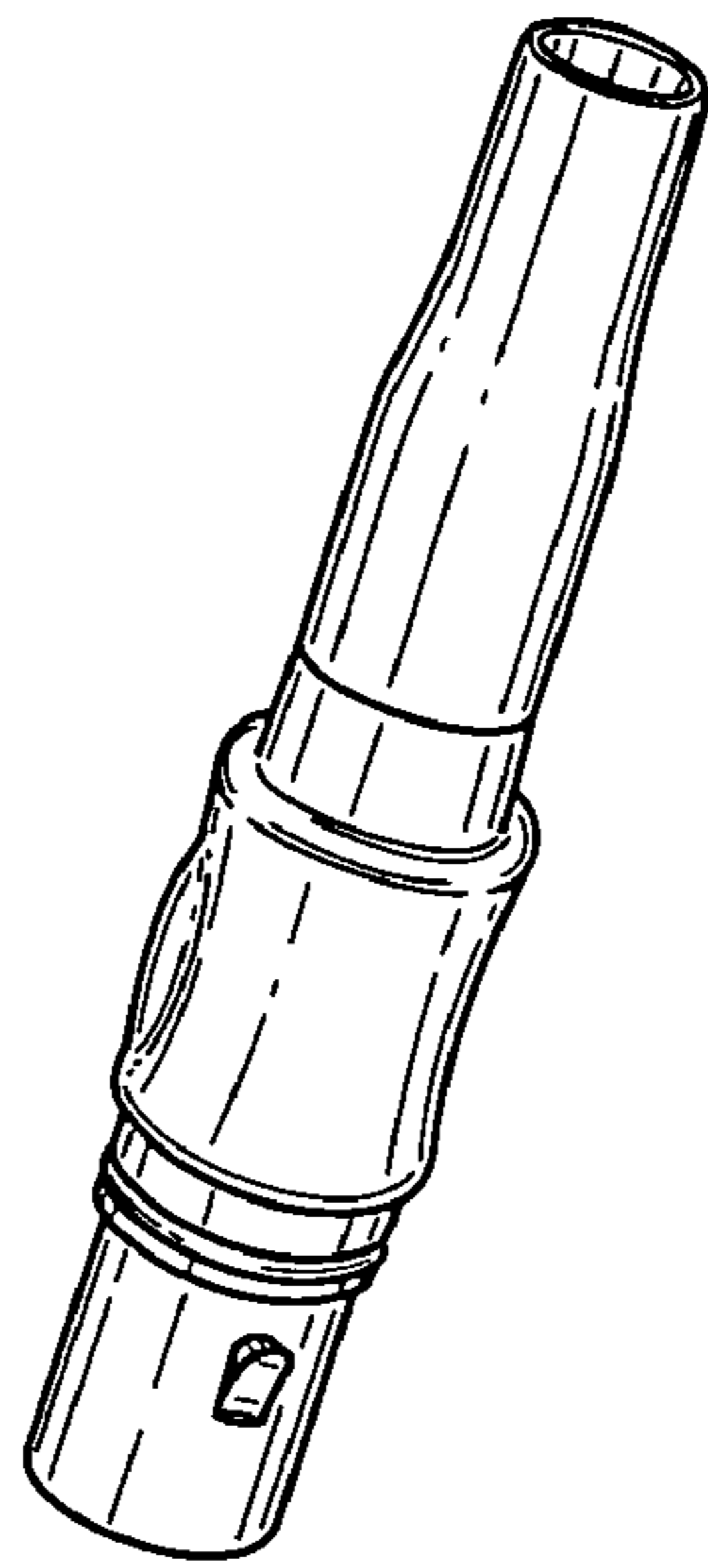


FIG. 1

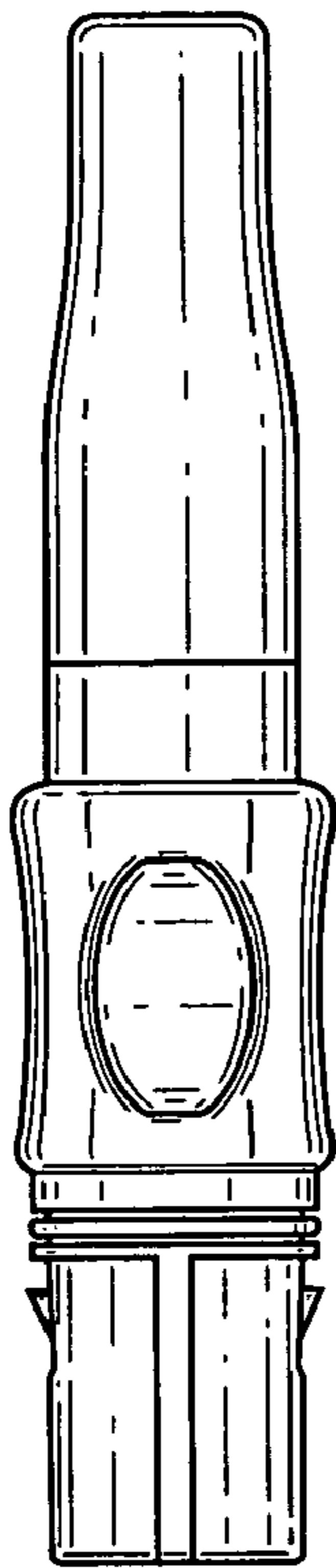


FIG. 2

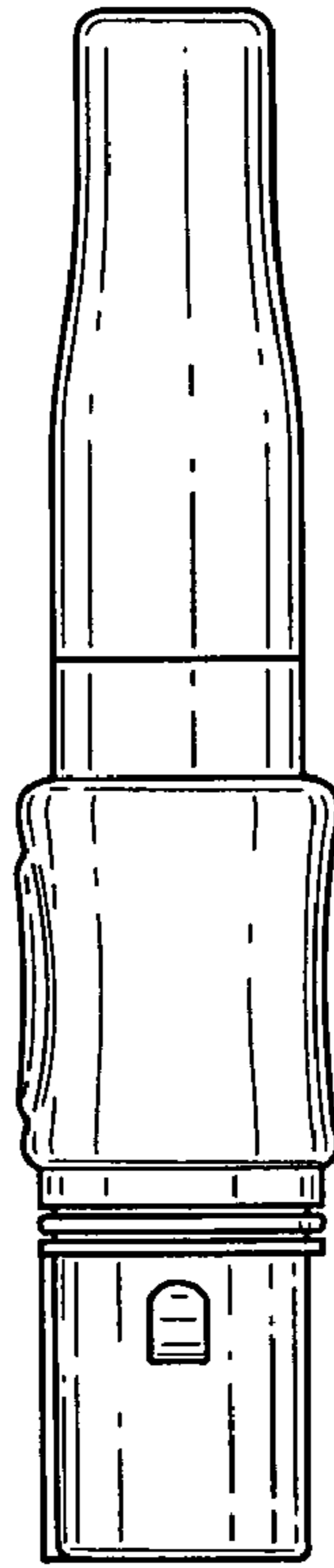


FIG. 3

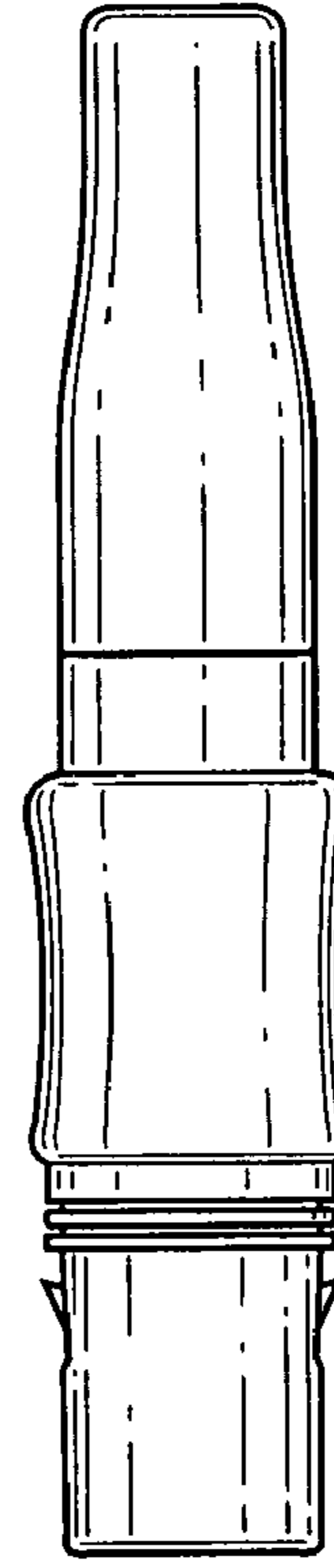


FIG. 4

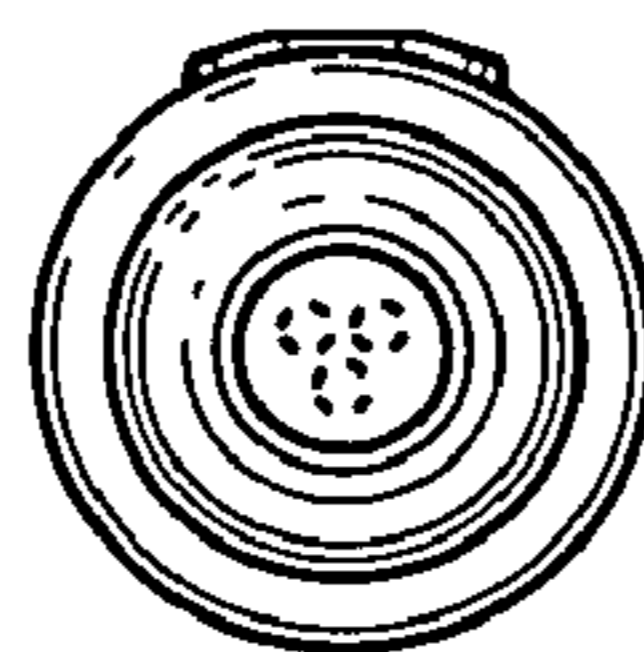


FIG. 5




FIG. 6