

US00D596114S

(12) **United States Design Patent**
Kawakami et al.

(10) **Patent No.:** **US D596,114 S**
(45) **Date of Patent:** **** Jul. 14, 2009**

(54) **AUTOMOBILE TIRE**

(75) Inventors: **Kazuki Kawakami**, Osaka (JP);
Tamotsu Mizutani, Osaka (JP);
Mitsunobu Onoe, Osaka (JP)

(73) Assignee: **Toyo Tire & Rubber Co., Ltd.**, Osaka (JP)

(**) Term: **14 Years**

(21) Appl. No.: **29/277,141**

(22) Filed: **Feb. 15, 2007**

(30) **Foreign Application Priority Data**

Jan. 29, 2007 (JP) 2007-004941

(51) **LOC (9) Cl.** **12-15**

(52) **U.S. Cl.** **D12/601**

(58) **Field of Classification Search** D12/500–502,
D12/533, 545, 551–556, 558, 559, 563–565,
D12/568, 580, 586–591, 593, 594, 599–601;
D21/563, 779; 152/209.1, 209.16, 209.18,
152/209.28

See application file for complete search history.

(56) **References Cited**

U.S. PATENT DOCUMENTS

D328,268 S *	7/1992	Constant	D12/586
D386,725 S *	11/1997	Matsuda et al.	D12/601
D398,892 S *	9/1998	Williams	D12/601
D414,147 S *	9/1999	Matsuda	D12/600
D442,526 S *	5/2001	Lassan et al.	D12/586
D458,213 S *	6/2002	Guspodin	D12/590
D462,314 S *	9/2002	Regallis et al.	D12/588
D483,322 S	12/2003	Knowles et al.		

D499,693 S *	12/2004	Williams	D12/590
D584,680 S *	1/2009	Hutz	D12/586
D586,733 S *	2/2009	Shinohara	D12/588

OTHER PUBLICATIONS

Dean Equus L-Si Tire, 2005 Tread Design Guide, p. 16, Row 4, Item 3.*

Remington Emerald LX AT Tire, 2005 Tread Design Guide, p. 44, Row 4, Item 1.*

* cited by examiner

Primary Examiner—Caron Veynar

Assistant Examiner—Garth Rademaker

(74) *Attorney, Agent, or Firm*—Westerman, Hattori, Daniels & Adrian, LLP.

(57) **CLAIM**

The ornamental design for an automobile tire, as shown and described.

DESCRIPTION

FIG. 1 is a front view of an automobile tire;

FIG. 2 is a rear view thereof;

FIG. 3 is a left side view thereof;

FIG. 4 is a right side view thereof;

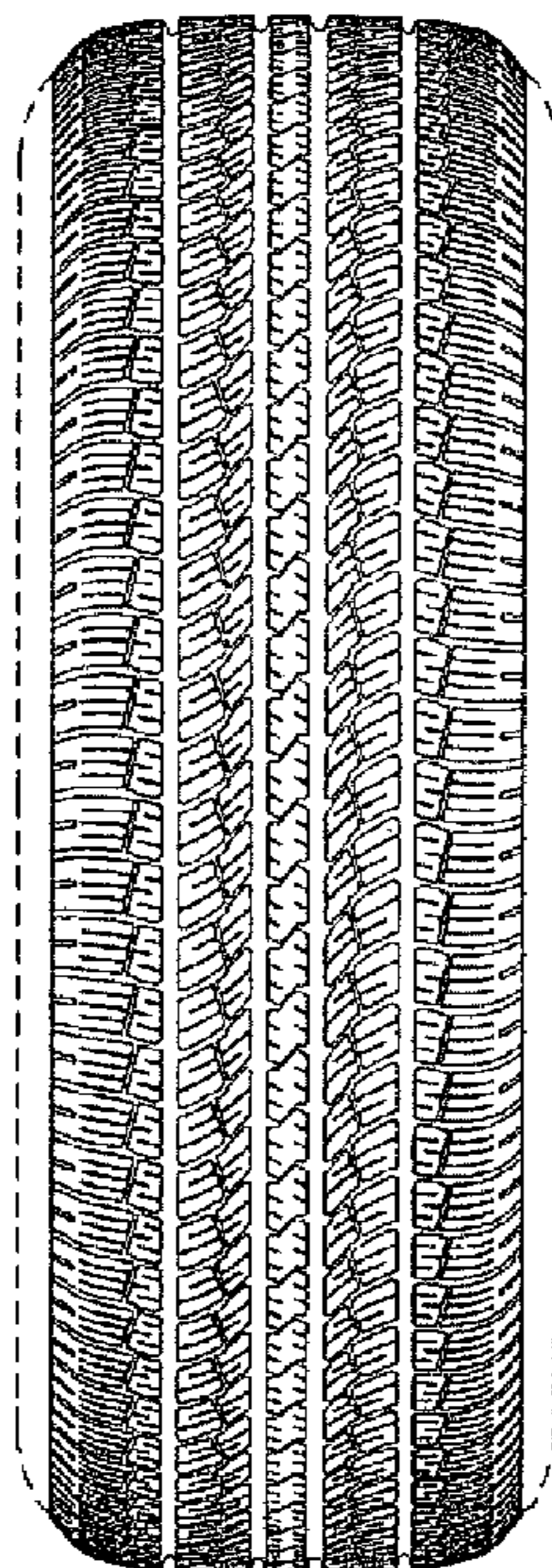
FIG. 5 is a perspective view thereof;

FIG. 6 is a front view thereof, shown with a portion of the groove area shown in black; and,

FIG. 7 is a cross-section view thereof, taken along line 7—7 in FIG. 6 and shown at an enlarged scale.

The broken lines depict environmental subject matter only and form no part of the claimed design.

1 Claim, 7 Drawing Sheets



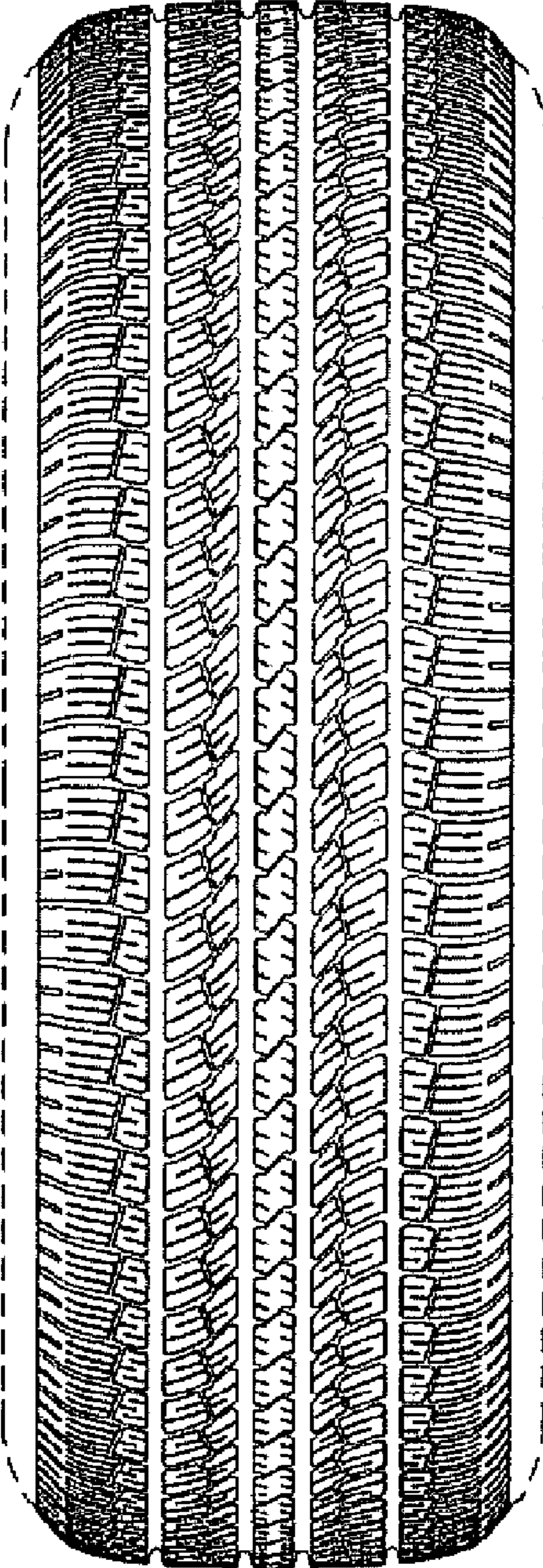


FIG. 1

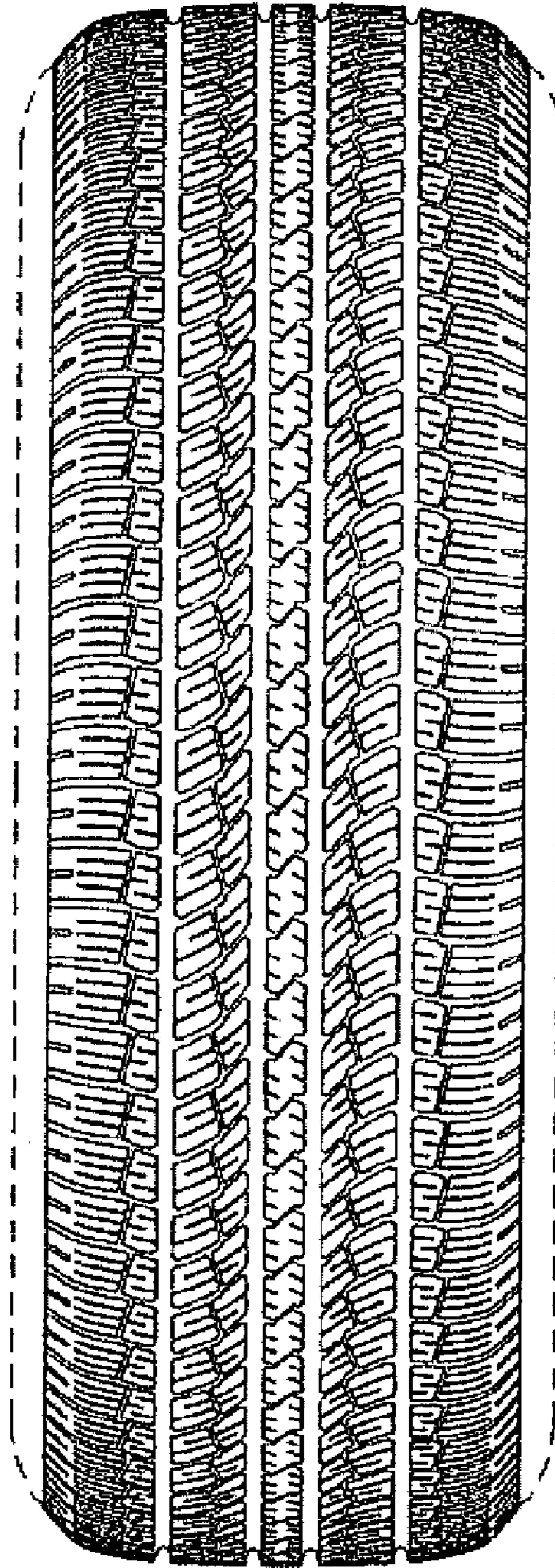


FIG.2




FIG.3




FIG.4

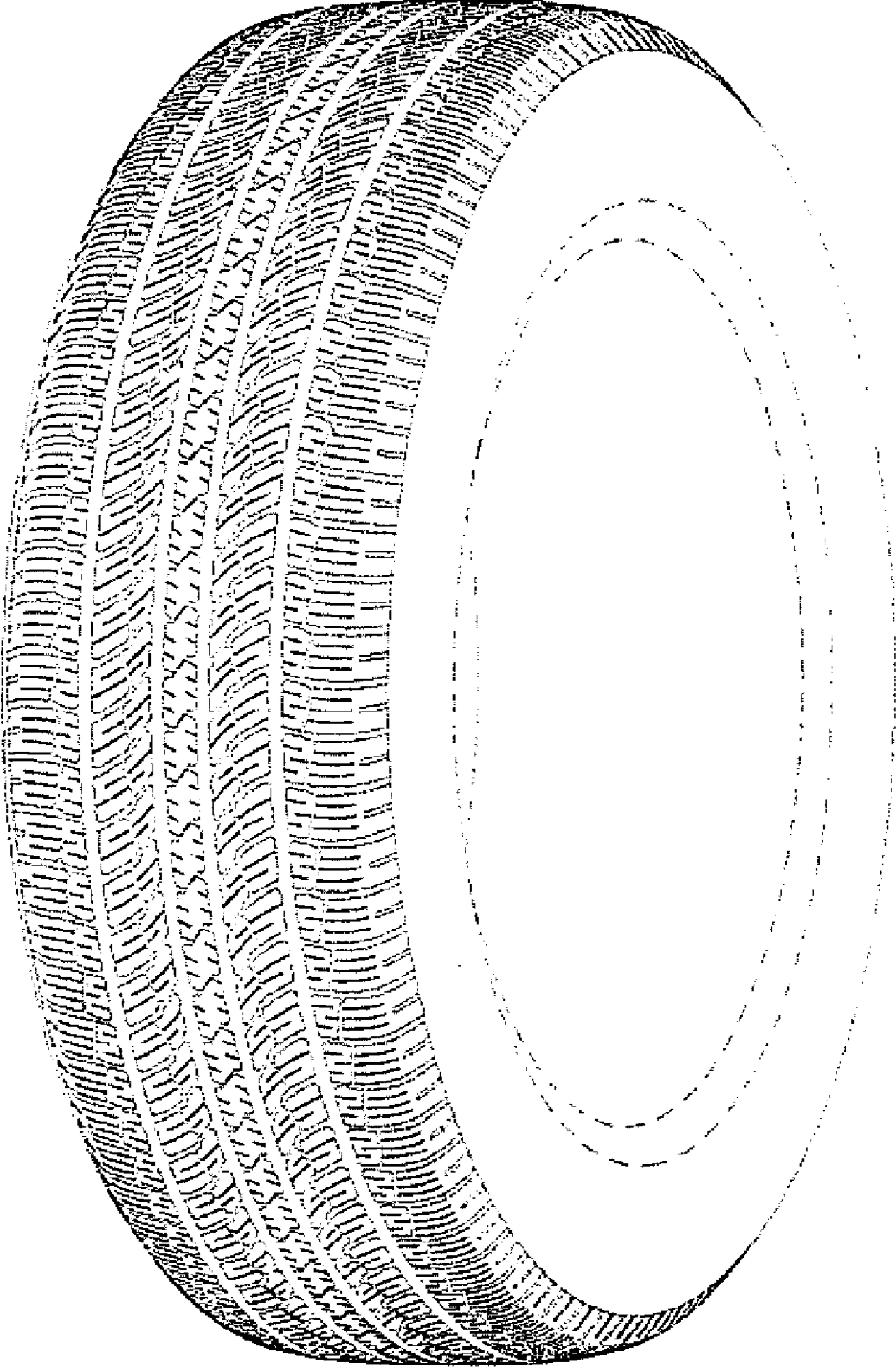


FIG.5

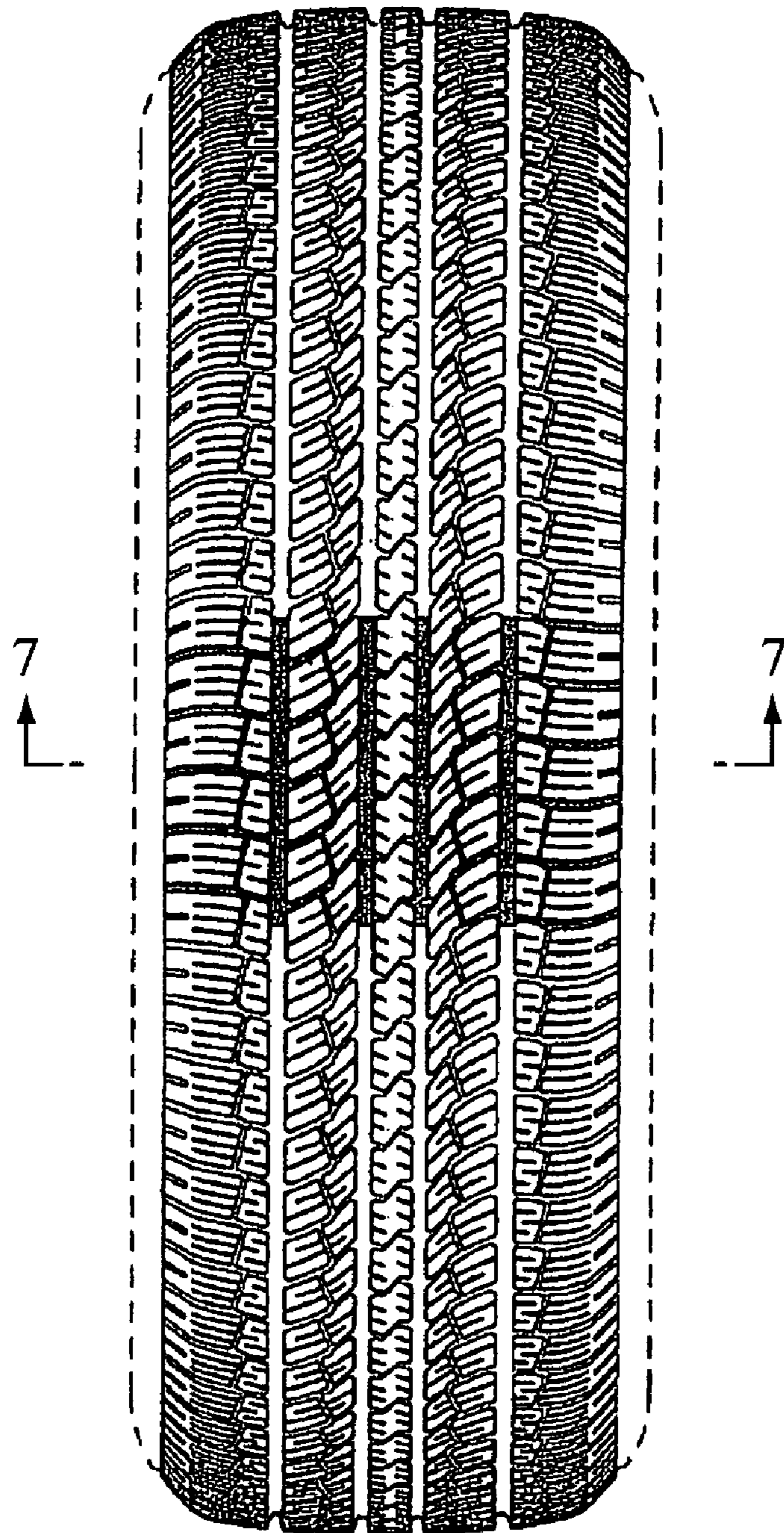


FIG. 6



FIG. 7