



US00D596110S

(12) **United States Design Patent**  
**Smith**

(10) **Patent No.:** **US D596,110 S**

(45) **Date of Patent:** **\*\* Jul. 14, 2009**

(54) **TIRE TREAD**

(75) Inventor: **Scott H. Smith**, New Haven, CT (US)

(73) Assignee: **Bridgestone Firestone North American Tire, LLC**, Nashville, TN (US)

(\*\*) Term: **14 Years**

(21) Appl. No.: **29/306,051**

(22) Filed: **Apr. 1, 2008**

(51) **LOC (9) Cl.** ..... **12-15**

(52) **U.S. Cl.** ..... **D12/585**

(58) **Field of Classification Search** ..... D12/568,  
D12/581-585, 592-603, 900-901; 152/209.1,  
152/209.8-209.15, 209.18, 209.25, 209.28  
See application file for complete search history.

(56) **References Cited**

**U.S. PATENT DOCUMENTS**

D379,338 S	5/1997	Guspodin et al.	
D405,401 S	2/1999	Ikeda	
D410,601 S	6/1999	Murata et al.	
D412,144 S	7/1999	Demagall et al.	
D423,424 S	4/2000	Ikeda	
D424,987 S	5/2000	Vineste	
D436,331 S *	1/2001	Hanya	..... D12/585
D444,429 S	7/2001	Vineste	
D444,741 S	7/2001	Williams	
D451,854 S	12/2001	Hanya	
D451,862 S	12/2001	Graas et al.	
D470,102 S	2/2003	Shirouzu	
D471,859 S	3/2003	Fukunaga et al.	
D471,860 S	3/2003	Murata	
6,595,253 B2	7/2003	Ikeda	

D481,991 S *	11/2003	Graas et al.	..... D12/585
D491,133 S *	6/2004	Tahira	..... D12/585
D509,787 S	9/2005	Okubo	
D525,191 S	7/2006	Okubo	
D547,717 S *	7/2007	Yamane et al.	..... D12/585
D559,774 S *	1/2008	Kurata	..... D12/585
D578,471 S *	10/2008	Guspodin et al.	..... D12/585
D581,350 S *	11/2008	Froger	..... D12/585
D584,221 S *	1/2009	Himuro	..... D12/584

\* cited by examiner

*Primary Examiner*—Stacia Cadmus

(74) *Attorney, Agent, or Firm*—Thomas R. Kingsbury

(57) **CLAIM**

The ornamental design for a tire tread, as shown and described.

**DESCRIPTION**

FIG. 1 is a side perspective view of a tire tread showing my new design, it being understood that the tread pattern is repeated throughout the circumference of the tire tread, the opposite side being the same as that shown;

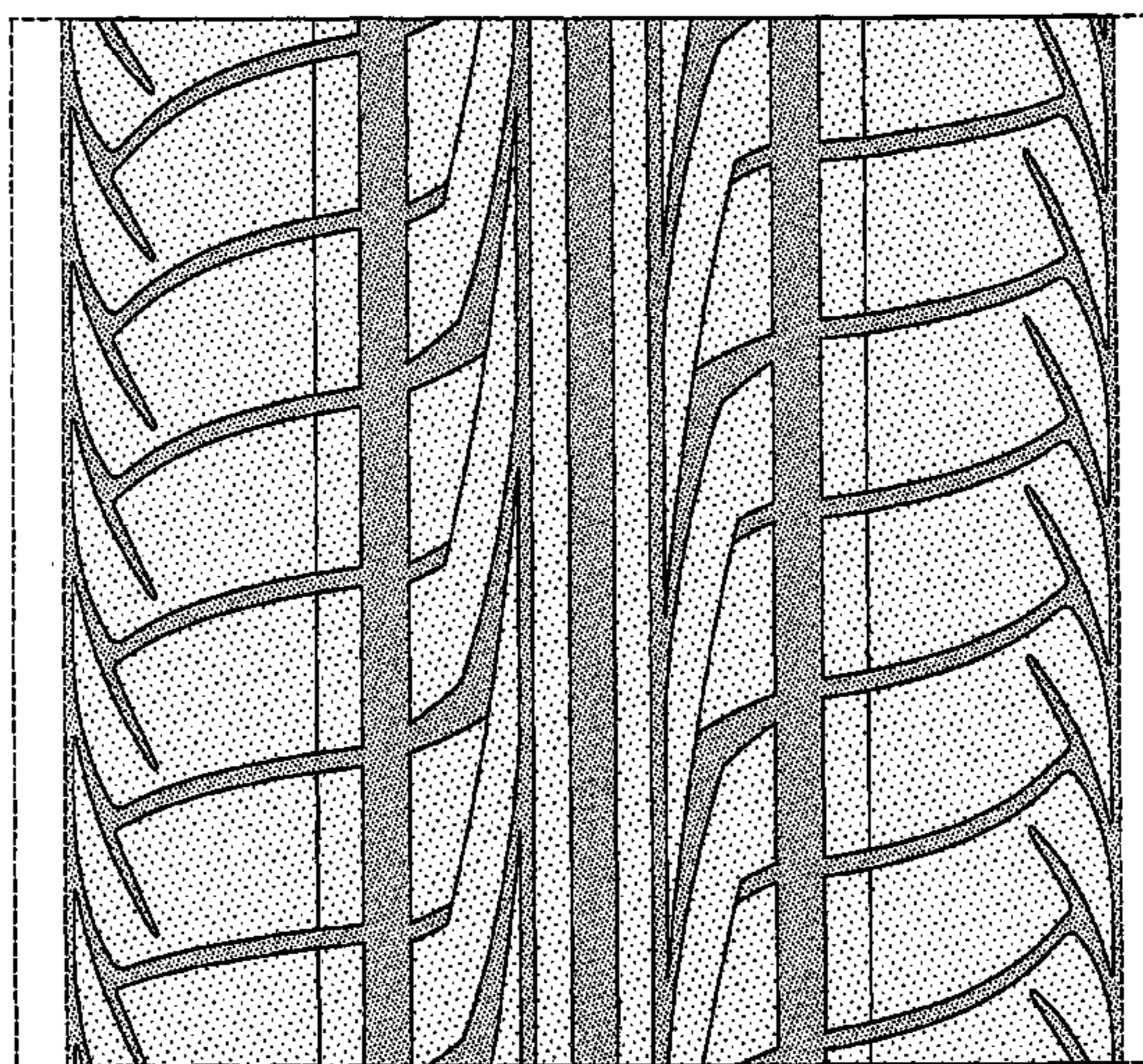
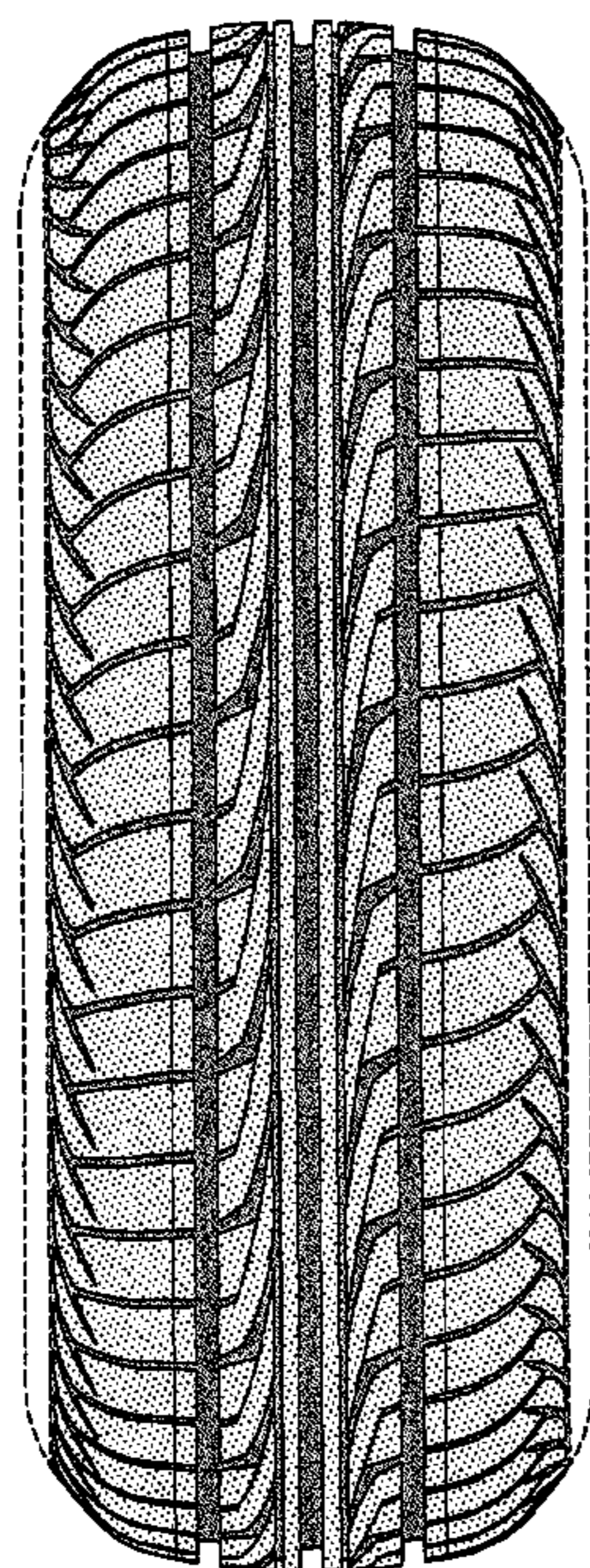
FIG. 2 is a front elevational view thereof,

FIG. 3 is a side elevational view of the right side thereof, the opposite side being identical thereto; and,

FIG. 4 is an enlarged fragmentary front elevational view thereof.

In the drawings, the broken lines defining the sidewall, inner bead and the peripheral boundary between the claimed tire tread and the unclaimed sidewall depict environmental subject matter that forms no part of the claimed design.

**1 Claim, 4 Drawing Sheets**



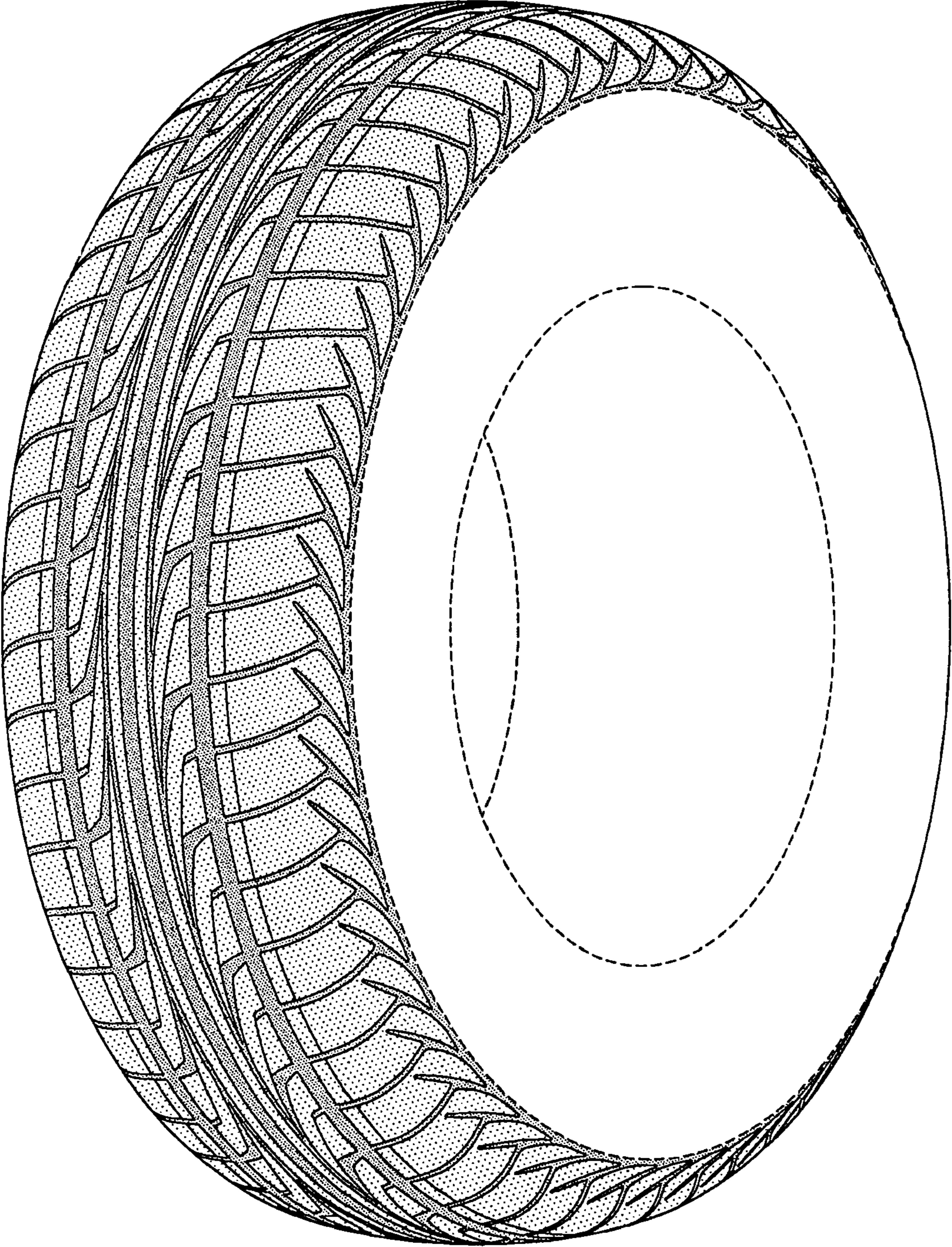


FIG-1

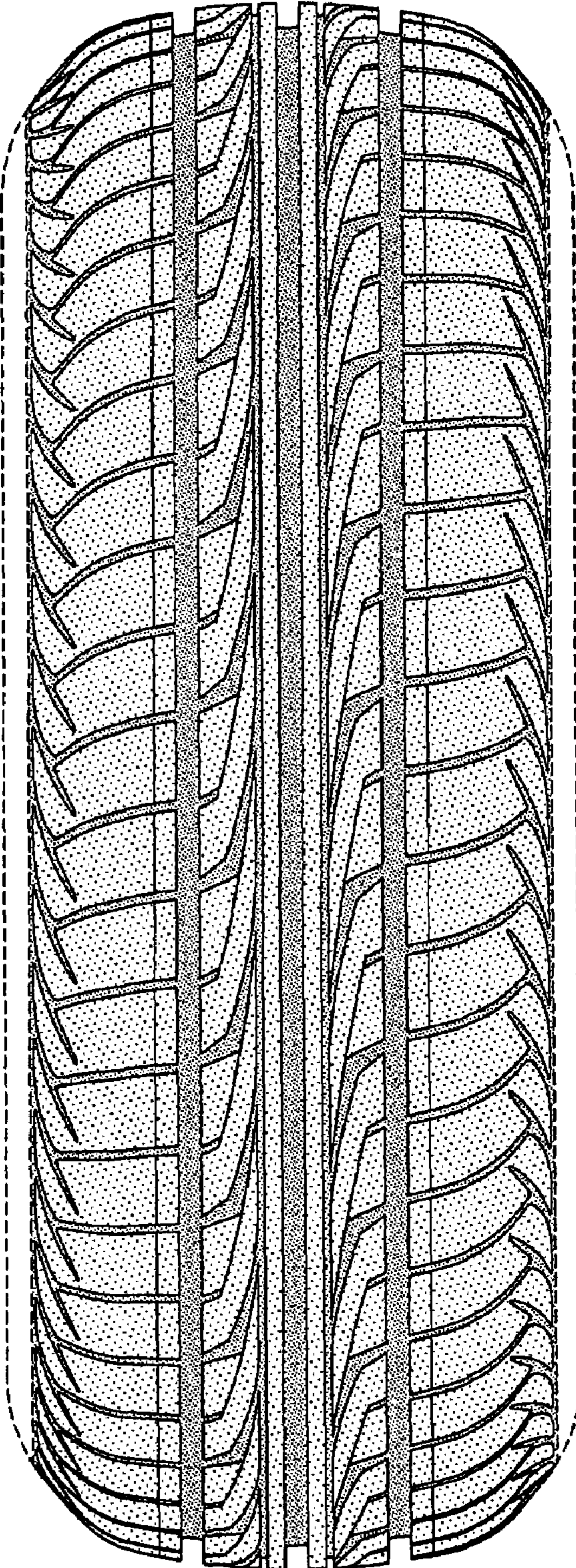


FIG-2

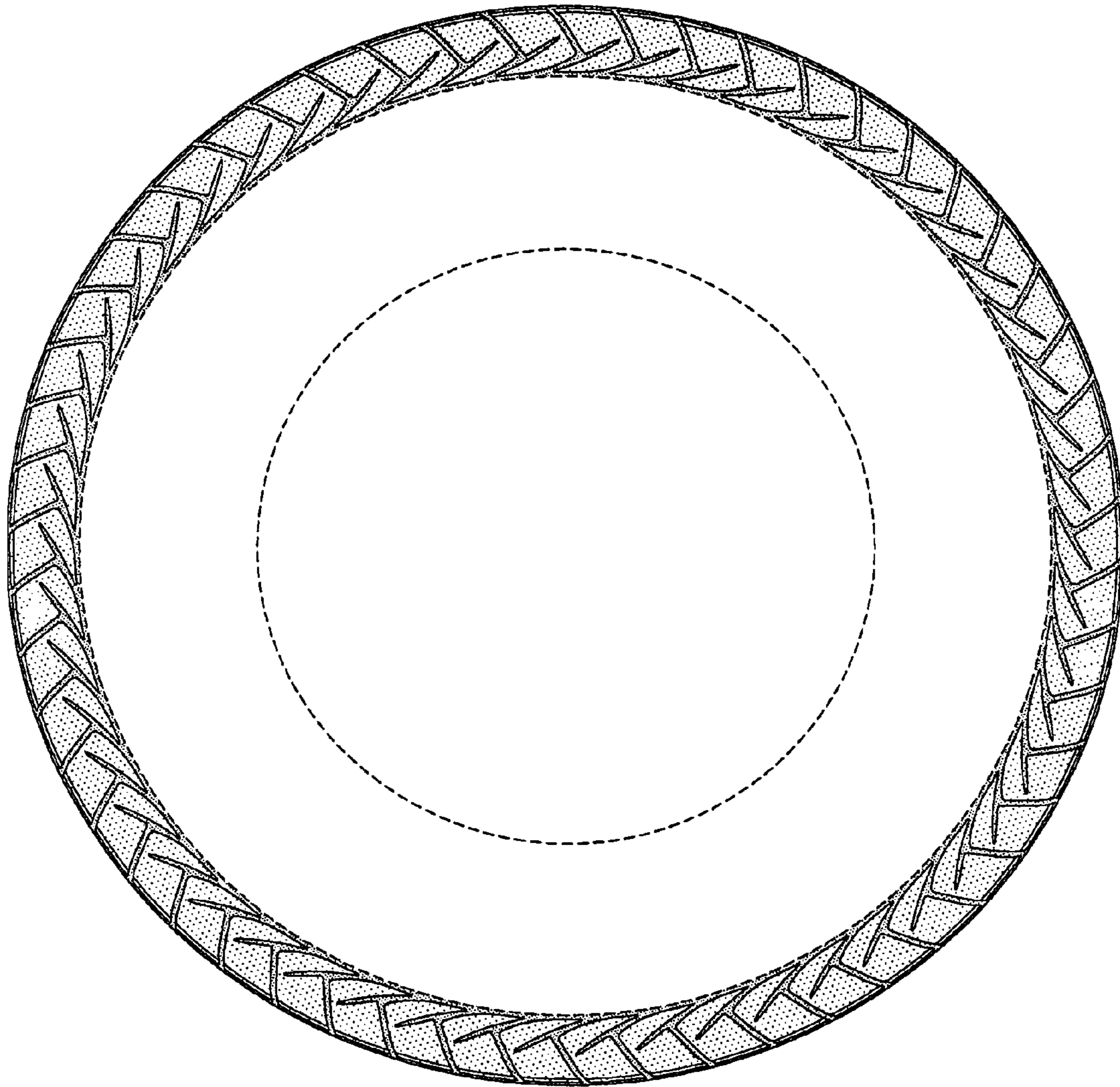


FIG-3

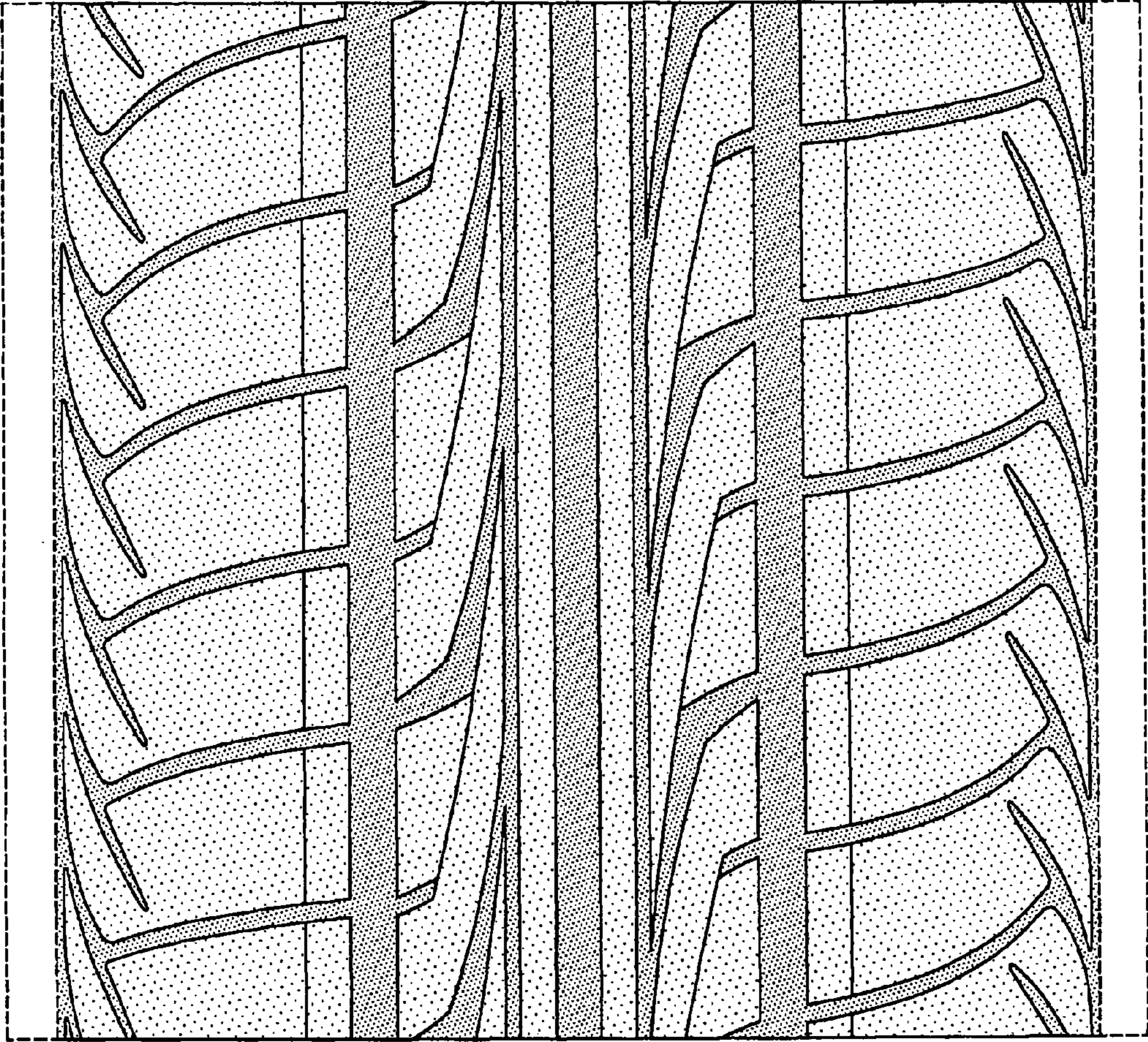


FIG-4