

US00D596105S

(12) **United States Design Patent**
QuanGuo

(10) **Patent No.:** **US D596,105 S**
(45) **Date of Patent:** **** Jul. 14, 2009**

(54) **GPS CAR CUSHION**

(76) Inventor: **Yang QuanGuo**, Room 201-301,
Entrance Building 4, Post Apartment,
West LaoDong Road, ChangZhou,
JiangSu (CN)

(**) Term: **14 Years**

(21) Appl. No.: **29/313,053**

(22) Filed: **Dec. 3, 2008**

(51) **LOC (9) Cl.** **12-16**

(52) **U.S. Cl.** **D12/400**

(58) **Field of Classification Search** D12/400,
D12/82-83, 197, 199, 421, 196, 210, 223,
D12/190; 40/218; D29/101.1-101.5
See application file for complete search history.

(56) **References Cited**

U.S. PATENT DOCUMENTS

D503,667 S * 4/2005 Keefer et al. D12/197
D515,002 S * 2/2006 Looho D12/210
D519,433 S * 4/2006 Finn et al. D12/210
D566,640 S * 4/2008 Holz et al. D12/197

D572,648 S * 7/2008 Musser D12/210
D576,093 S * 9/2008 Chung D12/210
D582,327 S * 12/2008 Ratcliffe D12/197
D585,348 S * 1/2009 Yan et al. D12/197
D587,187 S * 2/2009 Moran D12/400

* cited by examiner

Primary Examiner—Caron Veynar
Assistant Examiner—Katrina A Kile

(57) **CLAIM**

The ornamental design for a GPS car cushion, as shown.

DESCRIPTION

FIG. 1 is a front view of “GPS car cushion” showing my new design.

FIG. 2 is a bottom view thereof.


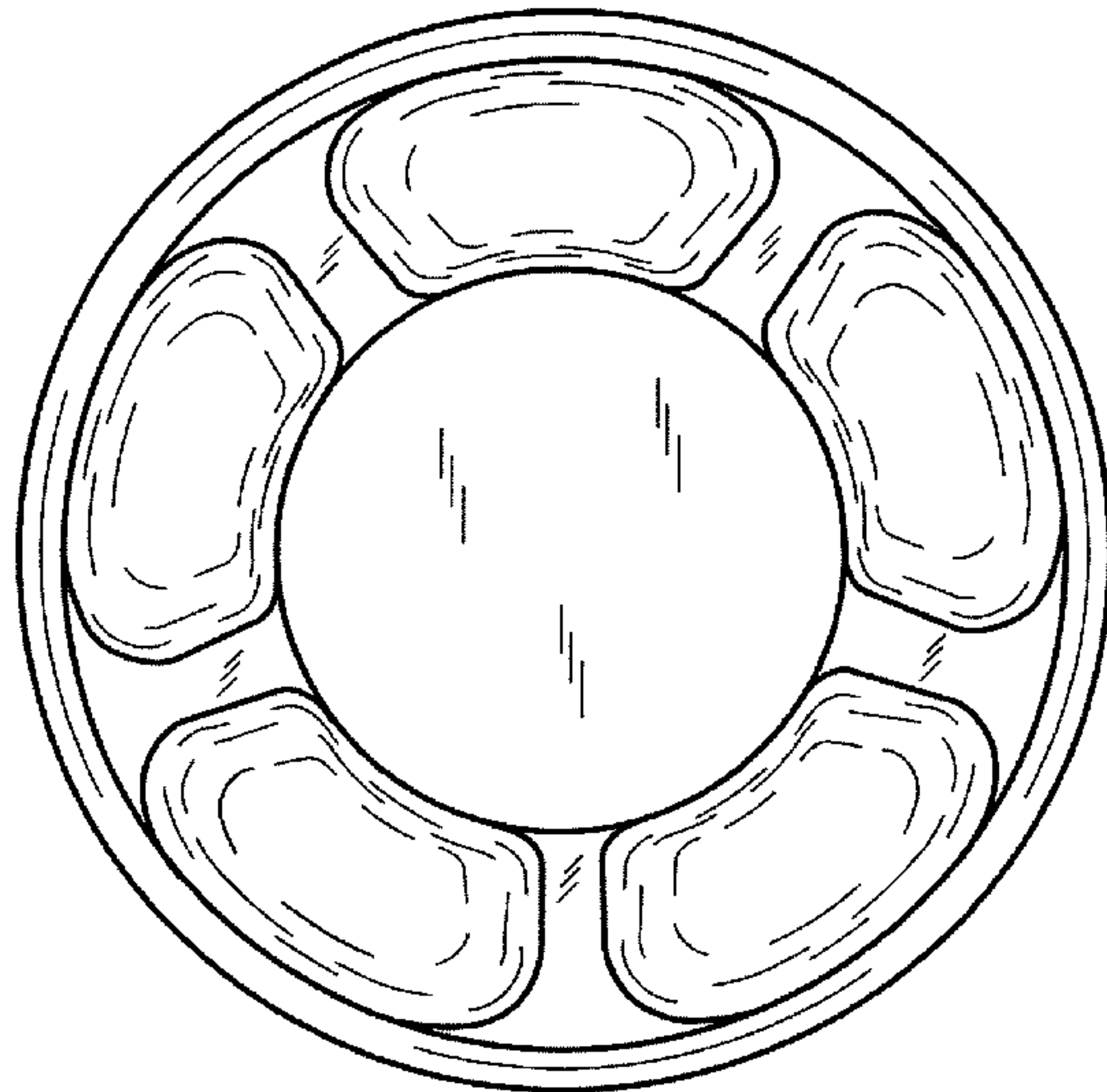
FIG. 3 is a top view thereof.

FIG. 4 is a right side view thereof.

FIG. 5 is a left side view thereof; and,

FIG. 6 is a back view, thereof.

1 Claim, 3 Drawing Sheets



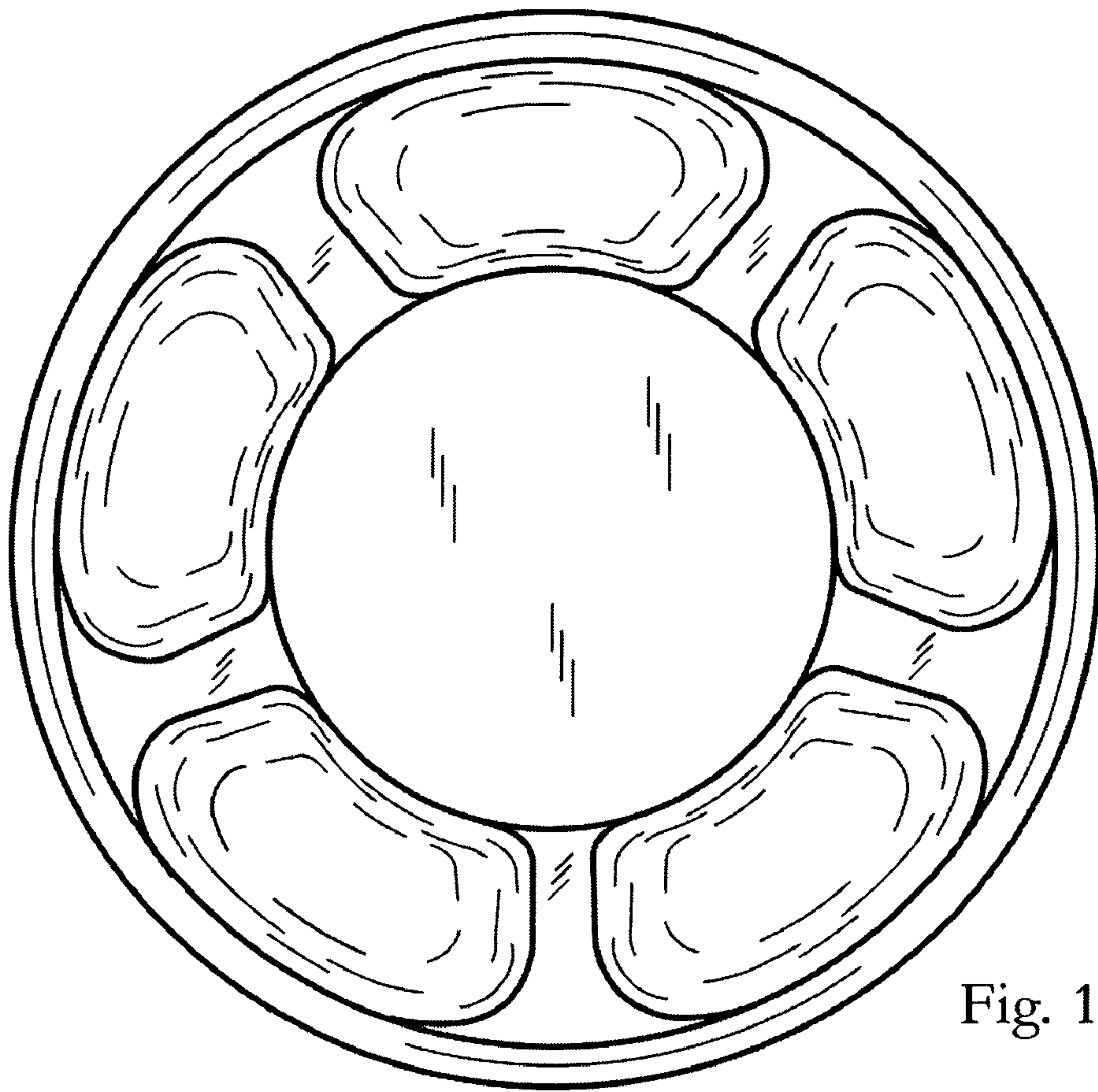


Fig. 1

Fig. 2


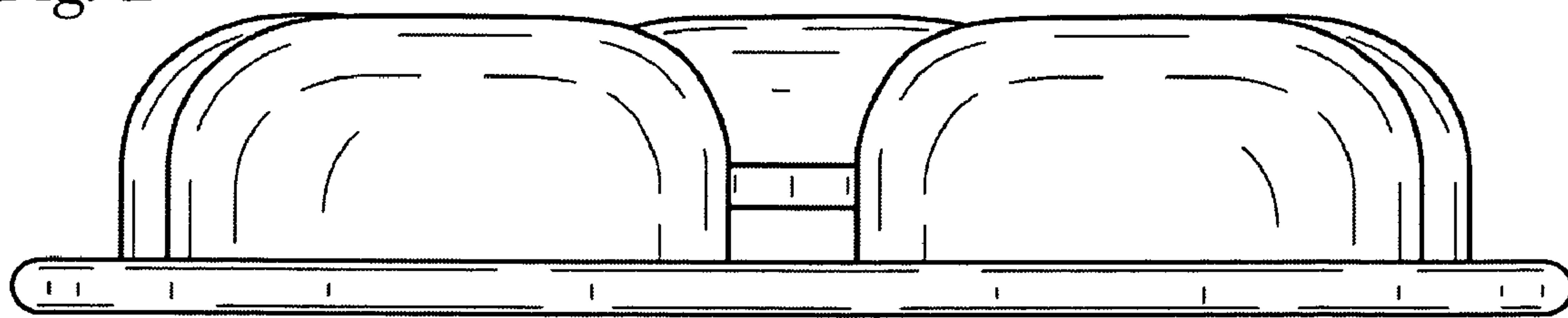


Fig. 3

Fig.4

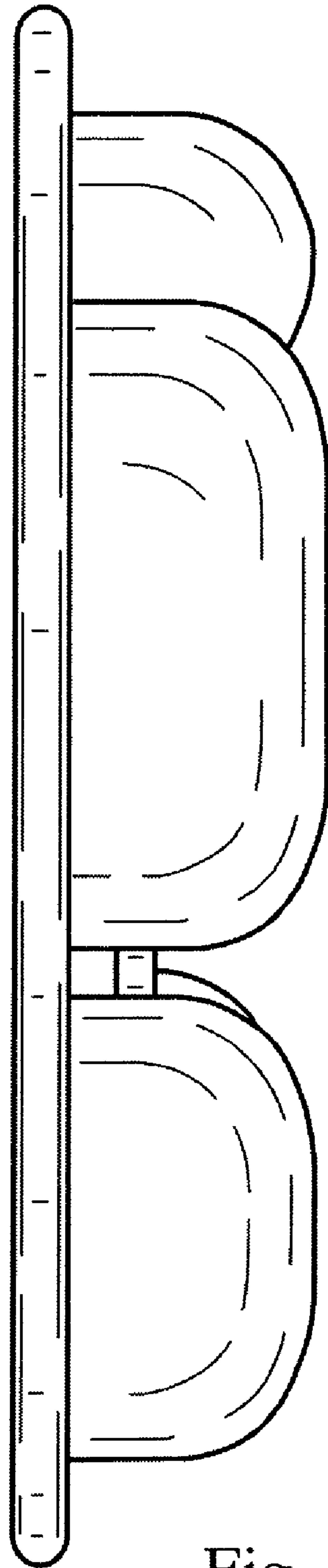
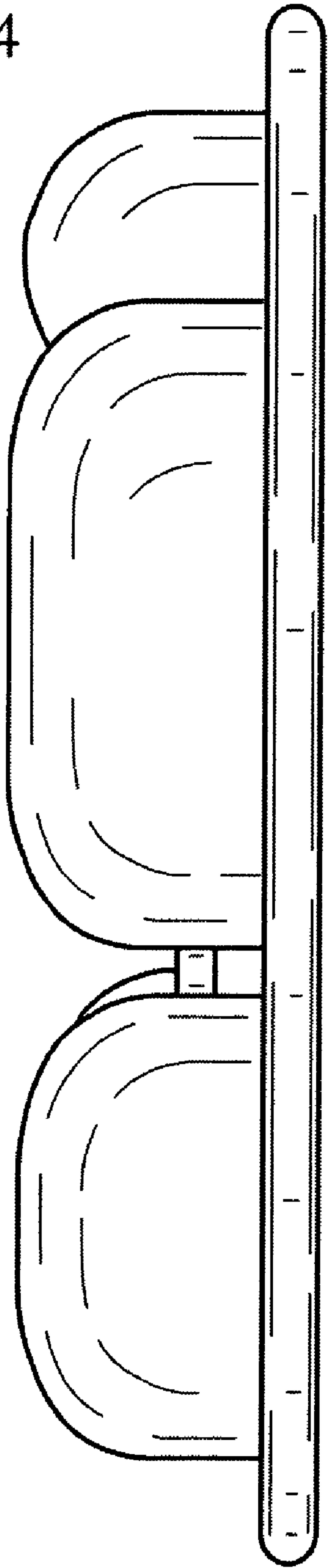


Fig. 5

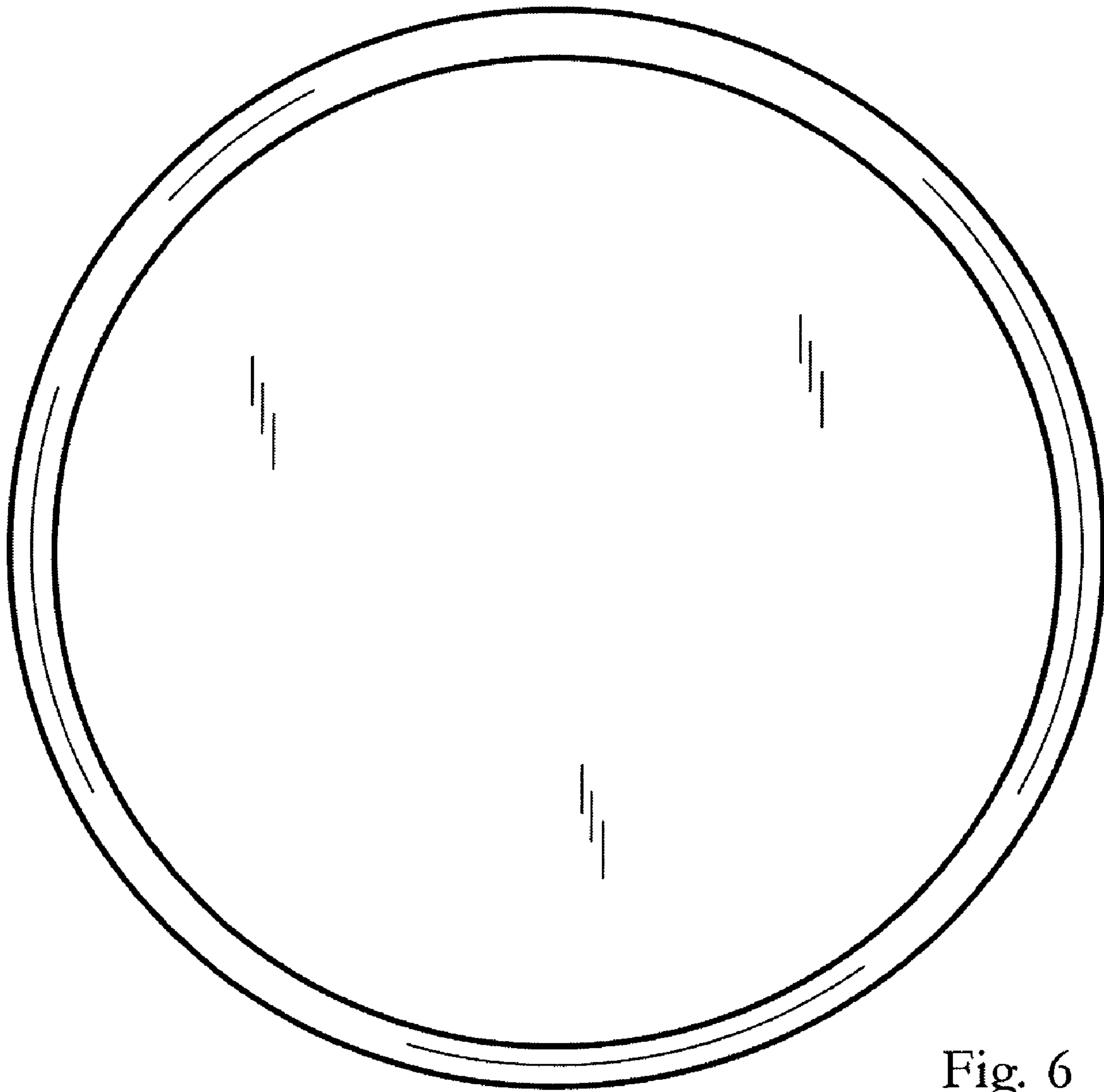


Fig. 6