

US00D596092S

(12) **United States Design Patent**
Liu et al.

(10) **Patent No.:** **US D596,092 S**
(45) **Date of Patent:** **** Jul. 14, 2009**

(54) **BRAKE FRICTION PAD**

(75) Inventors: **Weiming Liu**, Windsor (CA); **Rodney G. Silvey**, Cookeville, TN (US); **Jason Heath Mahan**, Lafayette, TN (US)

(73) Assignee: **Federal-Mogul World Wide, Inc.**, Southfield, MI (US)

(**) Term: **14 Years**

(21) Appl. No.: **29/282,914**

(22) Filed: **Aug. 1, 2007**

(51) **LOC (9) Cl.** **12-16**

(52) **U.S. Cl.** **D12/180**

(58) **Field of Classification Search** D12/180,
D12/174, 400; D15/138-140; 72/339; 188/73.31-73.39,
188/73.43, 73.45, 218 XL, 73.1, 250 B, 250 E,
188/250 R, 251 R; 192/107 M, 107 R; 428/443;
488/1.11 W, 1.11 R

See application file for complete search history.

(56) **References Cited**

U.S. PATENT DOCUMENTS

1,506,578 A *	8/1924	Grandahl	72/477
1,950,262 A *	3/1934	Norton	428/443
D235,630 S	7/1975	Rath	
4,056,174 A *	11/1977	Wienand et al.	188/73.36
4,173,681 A	11/1979	Durrieu et al.	
4,200,173 A	4/1980	Evans et al.	
4,220,223 A	9/1980	Rinker et al.	
4,290,508 A *	9/1981	Baum	188/73.38
4,428,463 A *	1/1984	Burgdorf et al.	188/73.38
D277,175 S *	1/1985	Caplygin	D12/180
4,527,669 A *	7/1985	Meyer et al.	188/73.38
4,705,146 A	11/1987	Tarter	
4,823,920 A *	4/1989	Evans	188/73.34
4,993,520 A	2/1991	Goddard et al.	

5,145,037 A	9/1992	Kobayashi et al.
5,413,194 A	5/1995	Kulis, Jr. et al.
5,443,133 A	8/1995	Dreilich et al.
5,456,339 A	10/1995	Zeng
5,535,859 A	7/1996	Zeng

(Continued)

FOREIGN PATENT DOCUMENTS

EP 0443360 A1 2/1991

(Continued)

OTHER PUBLICATIONS

Assembly Drawing for: FMSI 7530A-D650, Automotive Data Book Bulletin #2-941 Nov. 30, 1994, Friction Material Standards Institute, Madison, CT.

(Continued)

Primary Examiner—Philip S Hyder
Assistant Examiner—Cynthia Underwood

(74) *Attorney, Agent, or Firm*—Robert L. Stearns; Dickinson Wright PLLC

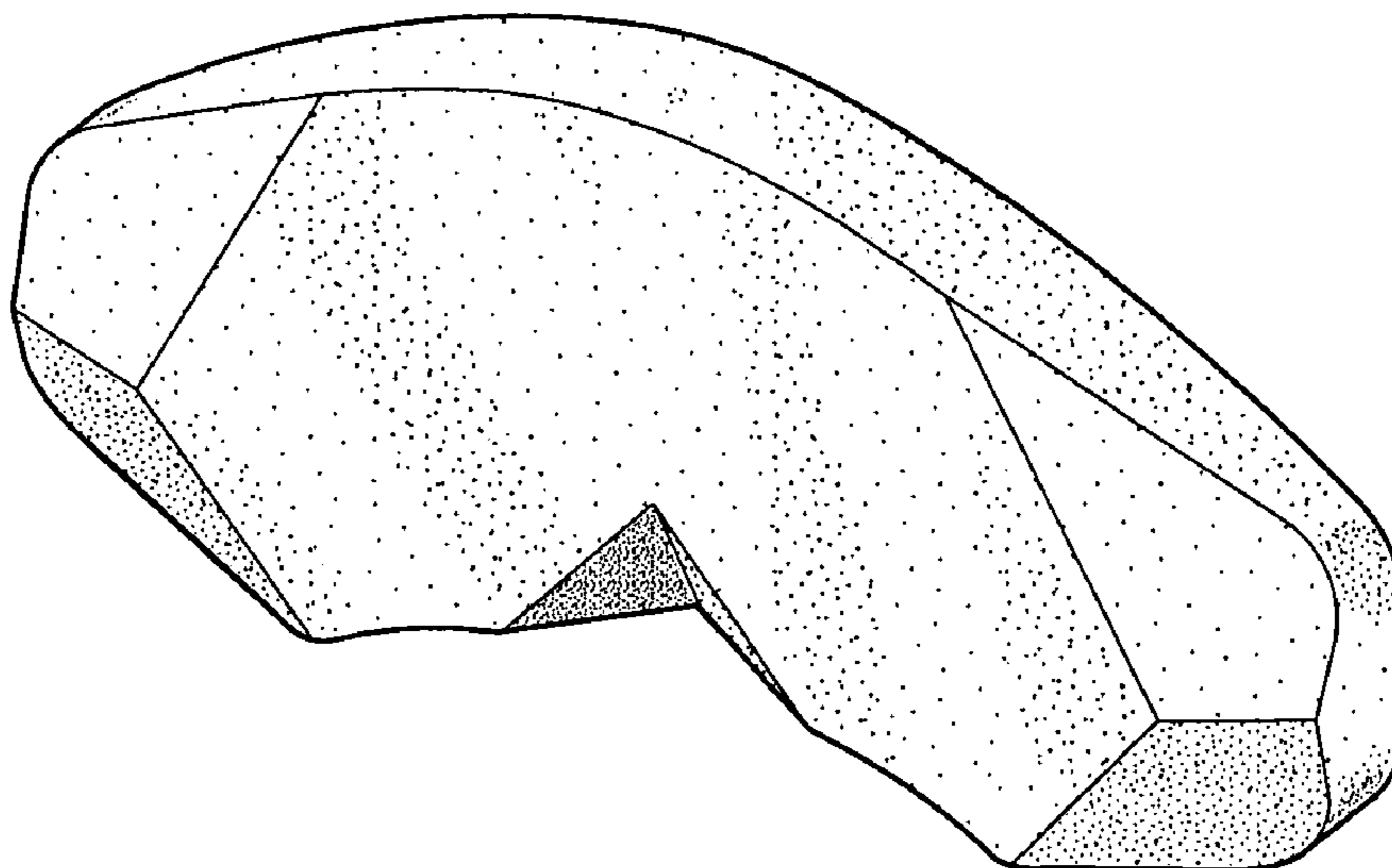
(57) **CLAIM**

The ornamental design for an exterior surface configuration of a brake friction pad, as shown and described.

DESCRIPTION

FIG. 1 is a perspective view of an exterior surface configuration of a brake friction pad;
FIG. 2 is a front view thereof;
FIG. 3 is a top view thereof;
FIG. 4 is a bottom view thereof; and,
FIG. 5 is a right side elevational view thereof, the left side elevational view being a mirror image of the right side elevational view.

1 Claim, 2 Drawing Sheets



US D596,092 S

Page 2

U.S. PATENT DOCUMENTS

5,561,895 A 10/1996 Clark
5,564,533 A 10/1996 Parsons
5,730,257 A 3/1998 Clark
5,799,754 A * 9/1998 Kazuro et al. 188/1.11 W
5,875,873 A * 3/1999 Kay et al. 188/73.38
6,032,767 A 3/2000 Roehling
6,142,263 A * 11/2000 Lotfipour 188/73.37
6,283,258 B1 9/2001 Chen et al.
6,382,027 B1 5/2002 Uhlig
6,481,544 B2 11/2002 Brecht et al.
6,843,128 B2 1/2005 Chen et al.
D506,423 S 6/2005 Matsumoto
D507,773 S 7/2005 Ono
7,111,709 B2 * 9/2006 Baba 188/73.37
7,222,701 B2 * 5/2007 Pham 188/250 G
7,234,573 B2 6/2007 Kurz et al.
7,275,625 B2 10/2007 Oi et al.
2003/0178266 A1 9/2003 Hulten et al.
2004/0154885 A1 * 8/2004 Gotti et al. 188/250 B
2005/0023091 A1 2/2005 Ol et al.
2007/0039789 A1 2/2007 Sano
2008/0011562 A1 * 1/2008 Hilbrandt 188/250 B

FOREIGN PATENT DOCUMENTS

FR 2482687 11/1981

FR 2555271 A3 11/1984
GB 2216066 A 10/1989
GB 2277968 A 11/1994
JP 01224531 A 9/1989
JP 05164158 A 6/1993
JP 051414555 A 6/1993
JP 06159406 A 6/1994
WO WO9113268 9/1991

OTHER PUBLICATIONS

Drawing#7530A Outer, Automotive Data Book Bulletin #2-941 Nov. 30, 1994, Friction Material Standards Institute, Madison, CT.
Drawing#7530A Inner, Automotive Data Book Bulletin #2-941 Nov. 30, 1994, Friction Material Standards Institute, Madison, CT.
Shoe FMS D650 Inner, Automotive Data Book Bulletin #2-941 Nov. 30, 1994, Friction Material Standards Institute, Madison, CT.
Shoe FMS D650 Outer, Automotive Data Book Bulletin #2-941 Nov. 30, 1994, Friction Material Standards Institute, Madison, CT.
FMSI 7488 Inner, Automotive Data Book Bulletin #5-921 Mar. 26, 1993, Friction Material Standards Institute, Madison, CT.
Drawing No. 42-1243-000 Sheet 1, Integrally Molded Disc Brake Assembly, from Friction Products, Winchester VA, Dated May 24, 1995.
Weiming Liu, Greg M. Vyletel, Jerry Li, "A Rapid Design Tool and Methodology for Reducing High Frequency Brake Squeal", SAE International 2006, Paper No. 2006-01-3205.

* cited by examiner

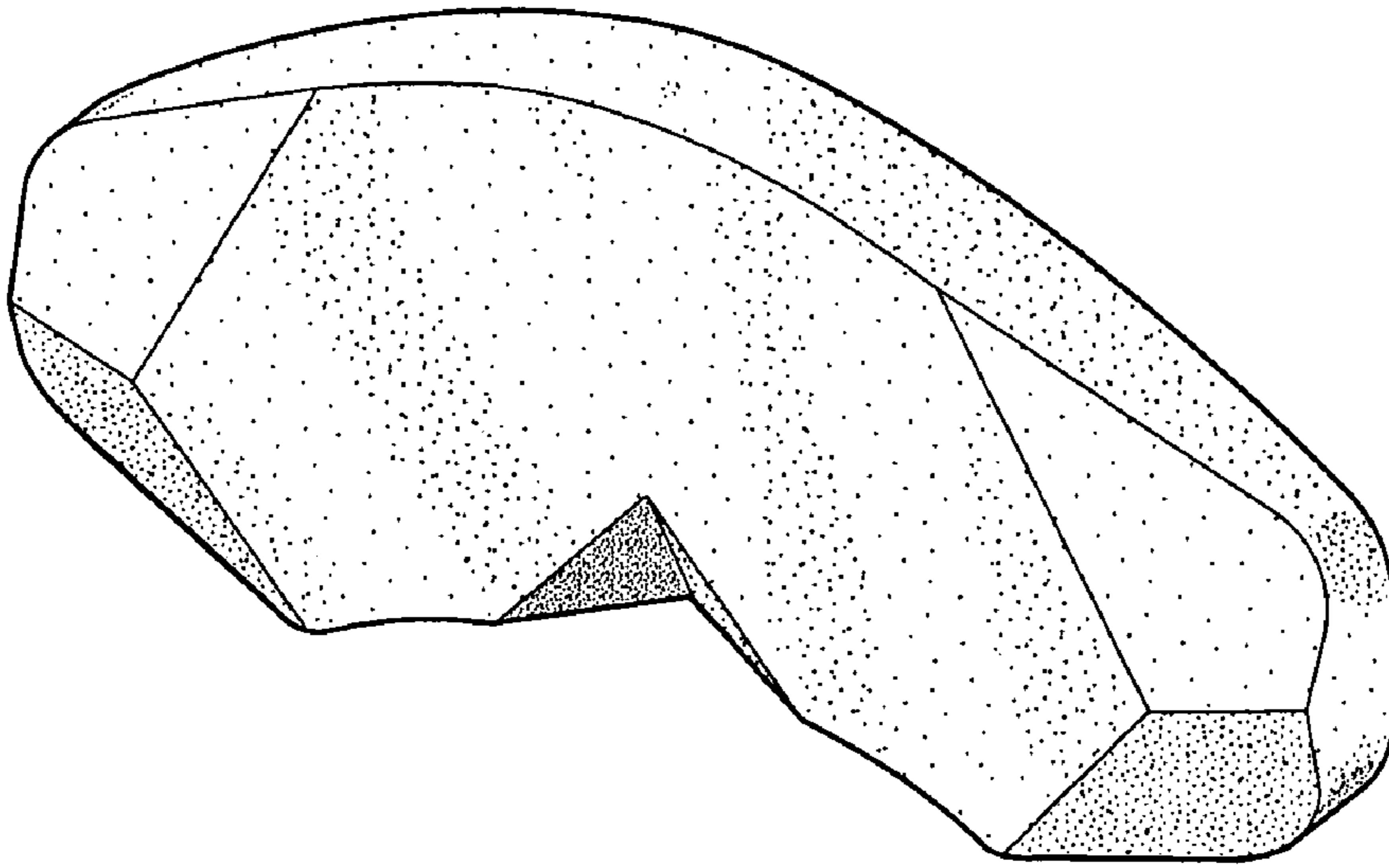


Fig. 1

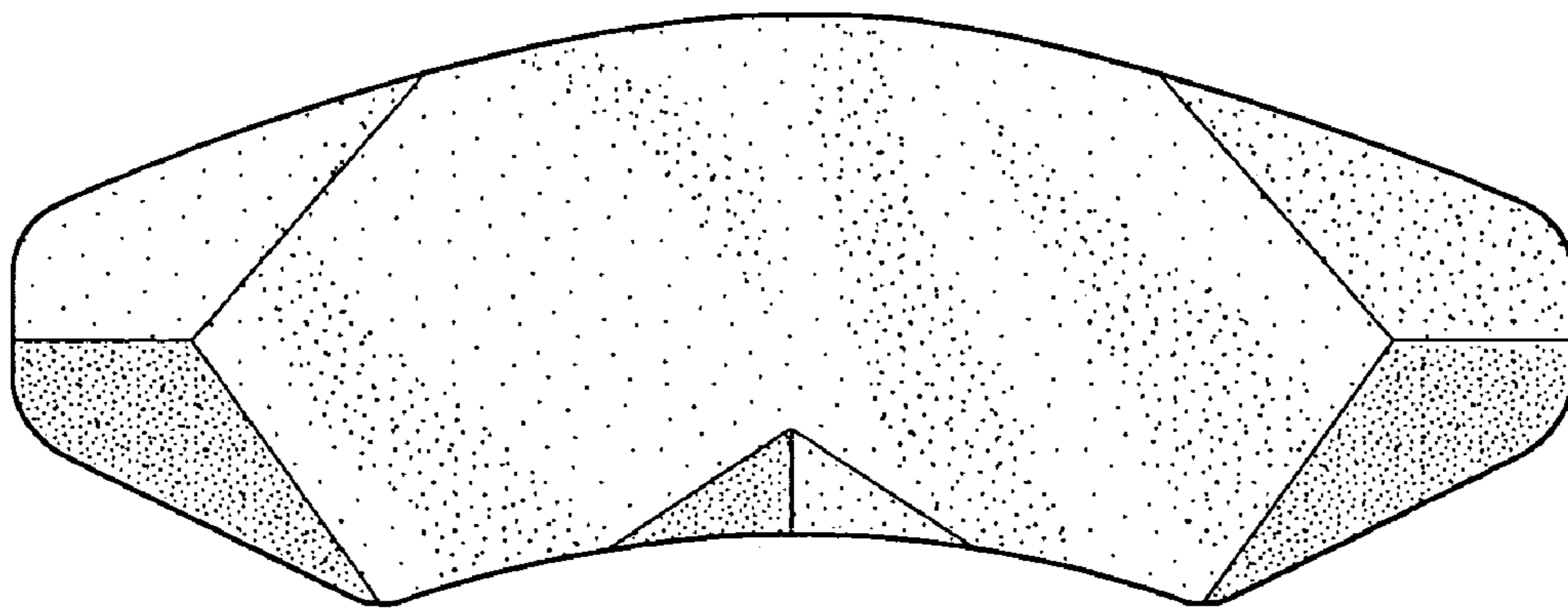


Fig. 2




Fig. 3

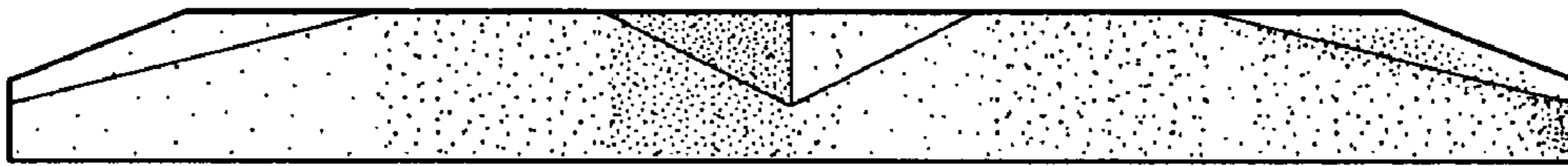


Fig. 4

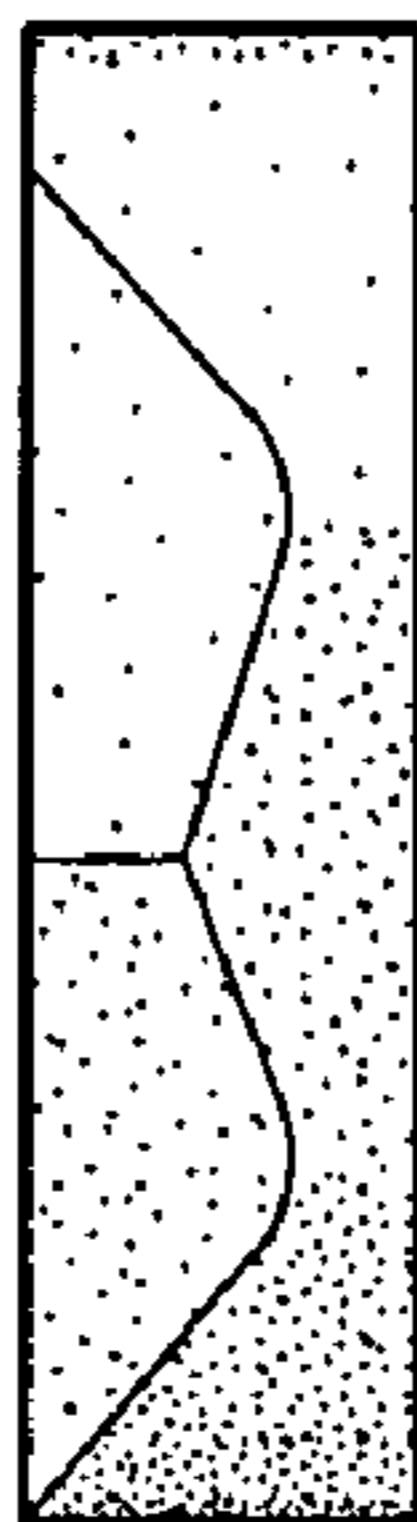


Fig. 5