



US00D596083S

(12) **United States Design Patent**
Watanabe et al.

(10) **Patent No.:** **US D596,083 S**
(45) **Date of Patent:** **** Jul. 14, 2009**

(54) **MOTORCYCLE OR MOTORCYCLE REPLICA**

(75) Inventors: **Tokumaru Watanabe**, Saitama-ken (JP); **Arihide Tsujimoto**, Saitama-ken (JP)

(73) Assignee: **Honda Motor Co., Ltd.**, Tokyo (JP)

(**) Term: **14 Years**

(21) Appl. No.: **29/298,430**

(22) Filed: **Dec. 5, 2007**

(30) **Foreign Application Priority Data**

Jun. 8, 2007 (JP) 2007-015309

(51) **LOC (9) Cl.** **12-11**

(52) **U.S. Cl.** **D12/110**

(58) **Field of Classification Search** D12/110;
180/219, 220, 225, 229

See application file for complete search history.

(56) **References Cited**

U.S. PATENT DOCUMENTS

D341,798 S *	11/1993	Murata et al.	D12/110
D403,277 S *	12/1998	Kokubu et al.	D12/110
D470,439 S *	2/2003	Ban et al.	D12/110
D500,464 S *	1/2005	Ban et al.	D12/110
D559,739 S *	1/2008	Sawabe et al.	D12/110

* cited by examiner

Primary Examiner—Cathron C Brooks

Assistant Examiner—Linda Brooks

(74) *Attorney, Agent, or Firm*—Westerman, Hattori, Daniels & Adrian, LLP.

(57) **CLAIM**

The ornamental design for a motorcycle or motorcycle replica, as shown and described.

DESCRIPTION

FIG. 1 is a perspective view from the left side of a motorcycle or motorcycle replica thereof.

FIG. 2 is a perspective view from the left side thereof, opposite the side shown in FIG. 1.

FIG. 3 is a perspective view from the right side thereof.

FIG. 4 is a perspective view from the right side thereof, opposite the side shown in FIG. 3.

FIG. 5 is a front elevation view thereof.

FIG. 6 is a rear elevation view thereof.

FIG. 7 is a left side elevation view thereof.

FIG. 8 is a right side elevation view thereof.

FIG. 9 is a top plan view thereof (the kickstand being shown in the folded position); and,

FIG. 10 is a bottom plan view thereof (the kickstand being shown in the folded position).

The portions shown in broken lines form no part of the claimed design.

1 Claim, 10 Drawing Sheets




FIG. 1




FIG. 2




FIG. 3




FIG. 4




FIG. 5




FIG. 6




FIG. 7




FIG. 8

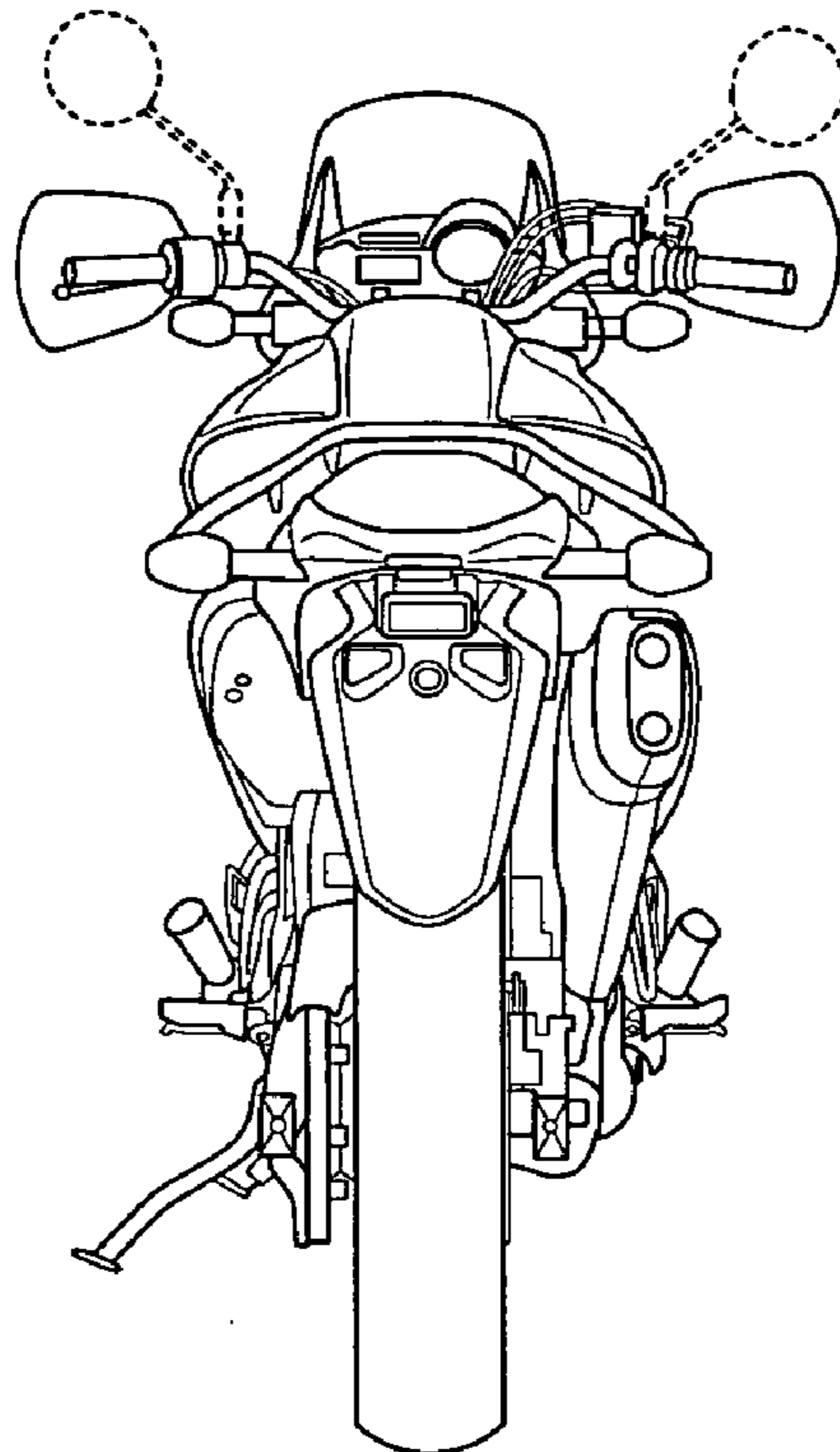


FIG. 9

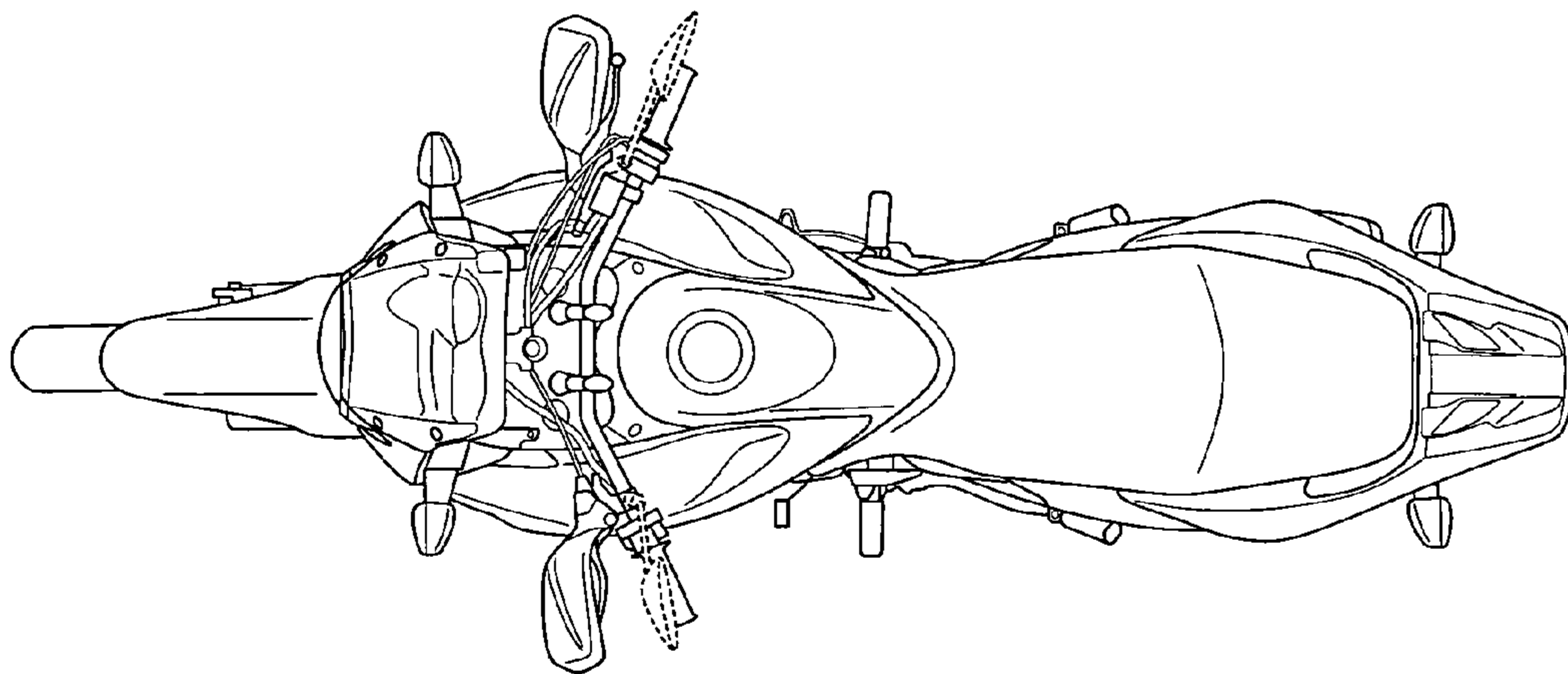


FIG. 10

