



US00D596081S

(12) **United States Design Patent**
Longpre et al.

(10) **Patent No.:** **US D596,081 S**
(45) **Date of Patent:** **** Jul. 14, 2009**

(54) **ASSEMBLY OF ELEMENTS OF A ROAD VEHICLE**

(75) Inventors: **Guillaume Longpre**, Granby (CA);
Denys Lapointe, St-Bruno (CA);
Martin Portelance, Chicoutimi (CA);
Etienne Guay, Orford (CA); **Nicolas Deluy**, Sherbrooke (CA)

(73) Assignee: **Bombardier Recreational Products Inc.**, Valcourt (CA)

(**) Term: **14 Years**

(21) Appl. No.: **29/300,555**

(22) Filed: **Apr. 8, 2008**

Related U.S. Application Data

(60) Division of application No. 29/284,587, filed on Sep. 12, 2007, now abandoned, which is a continuation-in-part of application No. 29/279,940, filed on May 11, 2007.

(51) **LOC (9) Cl.** **12-11**

(52) **U.S. Cl.** **D12/107**

(58) **Field of Classification Search** D12/3,
D12/85, 86, 87, 107, 110, 112, 126; 180/16,
180/210–217, 219, 220, 225, 229, 233, 311,
180/312, 223; 280/202, 282, 288.1–288.4;
296/180, 181.1, 192, 193.01, 193.03–193.05,
296/193.08, 193.09, 77.1, 78.1

See application file for complete search history.

(56) **References Cited**

U.S. PATENT DOCUMENTS

D175,558 S * 9/1955 Laub D12/110
4,423,795 A * 1/1984 Winchell et al. 180/215

(Continued)

OTHER PUBLICATIONS

Fig 18 of U.S. Appl. No. 29/156,028 now Design No. D485,788 (Figure cancelled during prosecution).

French Certified Copy of Design Application No. FR025060 Filed on Aug. 23, 2003 (see parent U.S. Appl. No. 29/279,940 for a copy of the french certified copy).

Primary Examiner—Cathron C Brooks

Assistant Examiner—Linda Brooks

(74) *Attorney, Agent, or Firm*—Osler, Hoskin & Harcourt LLP

(57) **CLAIM**

The ornamental design for an assembly of elements of a road vehicle, as shown and described.

DESCRIPTION

FIG. 1 is a perspective view from the front and left side showing an assembly of elements of a road vehicle according to our design;

FIG. 2 is a front elevation view thereof;

FIG. 3 is a rear elevation view thereof;

FIG. 4 is a left side elevation view thereof, the right side elevation view being a mirror image thereof;

FIG. 5 is a top plan view thereof;

FIG. 6 is a perspective view from the front and left side of the assembly of elements of a road vehicle shown in FIG. 1, with more of the unclaimed features of the road vehicle;

FIG. 7 is a front elevation view of the assembly of elements of a road vehicle shown in FIG. 2, with more of the unclaimed features of the road vehicle;


FIG. 8 is a rear elevation view of the assembly of elements of a road vehicle shown in FIG. 3, with more of the unclaimed features of the road vehicle;

FIG. 9 is a left side elevation view of the assembly of elements of a road vehicle shown in FIG. 4, with more of the unclaimed features of the road vehicle, the right side elevation view being a mirror image thereof; and,

FIG. 10 is a top plan view of the assembly of elements of a road vehicle shown in FIG. 5, with more of the unclaimed features of the road vehicle.

Throughout the Figures, the dashed broken lines show unclaimed portions of the road vehicle and form no part of the claimed design. The dash-dot broken lines represent the boundary between claimed and unclaimed areas and form no part of the claimed design. Portions of the article not shown in the drawings, and portions of the article shown in the drawings but not shaded, form no part of the claimed design.

1 Claim, 8 Drawing Sheets



US D596,081 S

Page 2

U.S. PATENT DOCUMENTS

D292,565	S	*	11/1987	Badsey	D12/110	2003/0221891	A1	12/2003	Fecteau et al.	
6,446,744	B2		9/2002	Wubbolts et al.		2004/0032120	A1	2/2004	Vaisanen et al.	
6,604,594	B2		8/2003	Wubbolts et al.		2004/0035623	A1	2/2004	Fecteau et al.	
6,655,487	B2		12/2003	Mallette et al.		2004/0035624	A1	2/2004	Fecteau et al.	
D485,788	S		1/2004	Guay et al.		2004/0035625	A1	2/2004	Talbot et al.	
6,866,110	B2		3/2005	Mallette et al.		2004/0035626	A1	2/2004	Girouard et al.	
6,948,581	B2		9/2005	Fecteau et al.		2004/0129473	A1	7/2004	Talbot et al.	
D529,841	S	*	10/2006	Vey	D12/110	2004/0129483	A1	7/2004	Girouard et al.	
D547,242	S	*	7/2007	Lambri	D12/110	2004/0140140	A1	7/2004	Guay et al.	
D547,701	S	*	7/2007	Vey	D12/110	2005/0039967	A1	2/2005	Aube et al.	
2001/0040064	A1		11/2001	Girouard et al.		2006/0255550	A1*	11/2006	Pfeil et al. 280/5.509	
2002/0129984	A1		9/2002	Wubbolts et al.		2007/0075514	A1*	4/2007	Saiki	280/124.103
2003/0221890	A1		12/2003	Fecteau et al.		2007/0256882	A1*	11/2007	Bedard et al.	180/312

* cited by examiner




FIG. 1

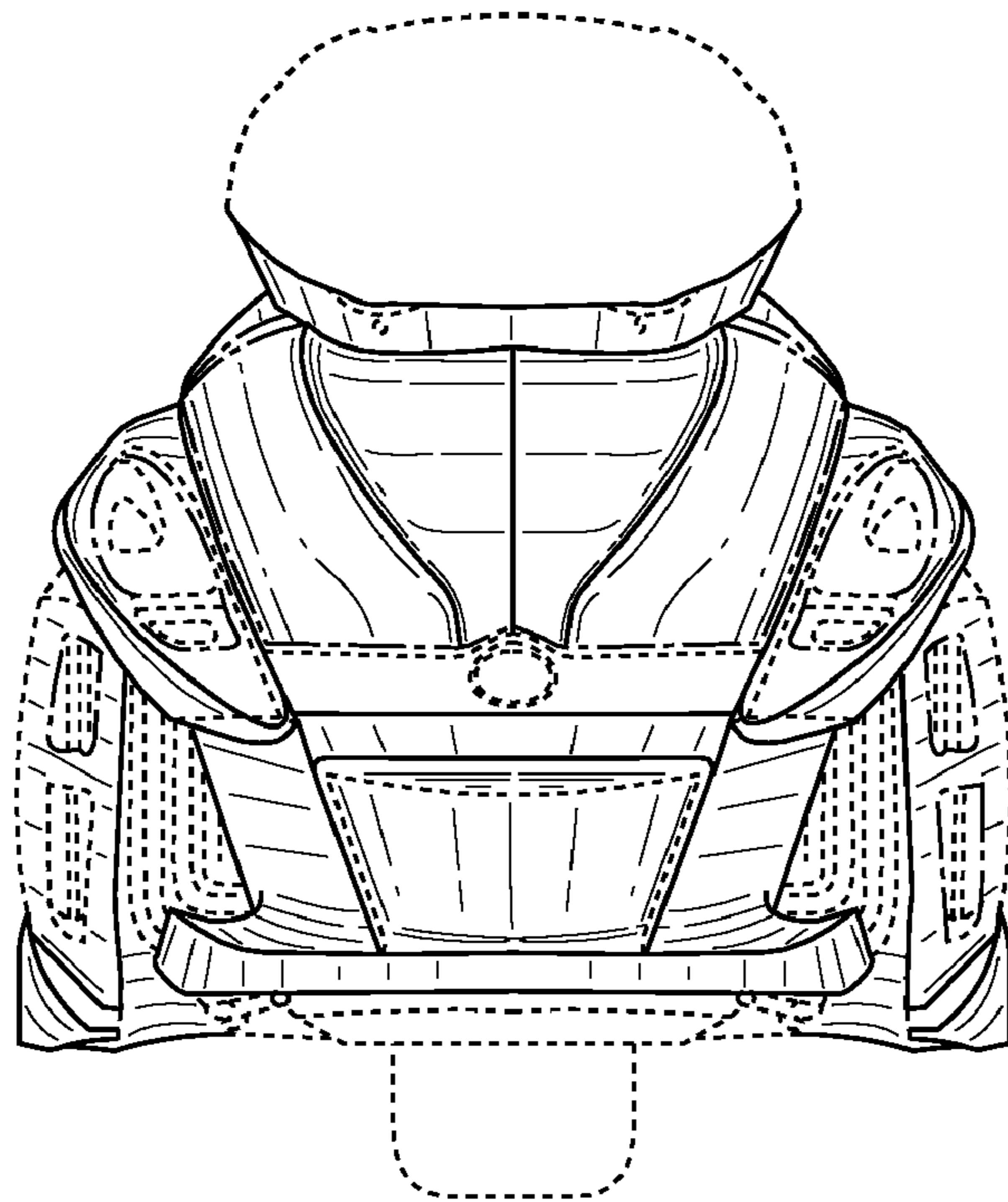


FIG. 2

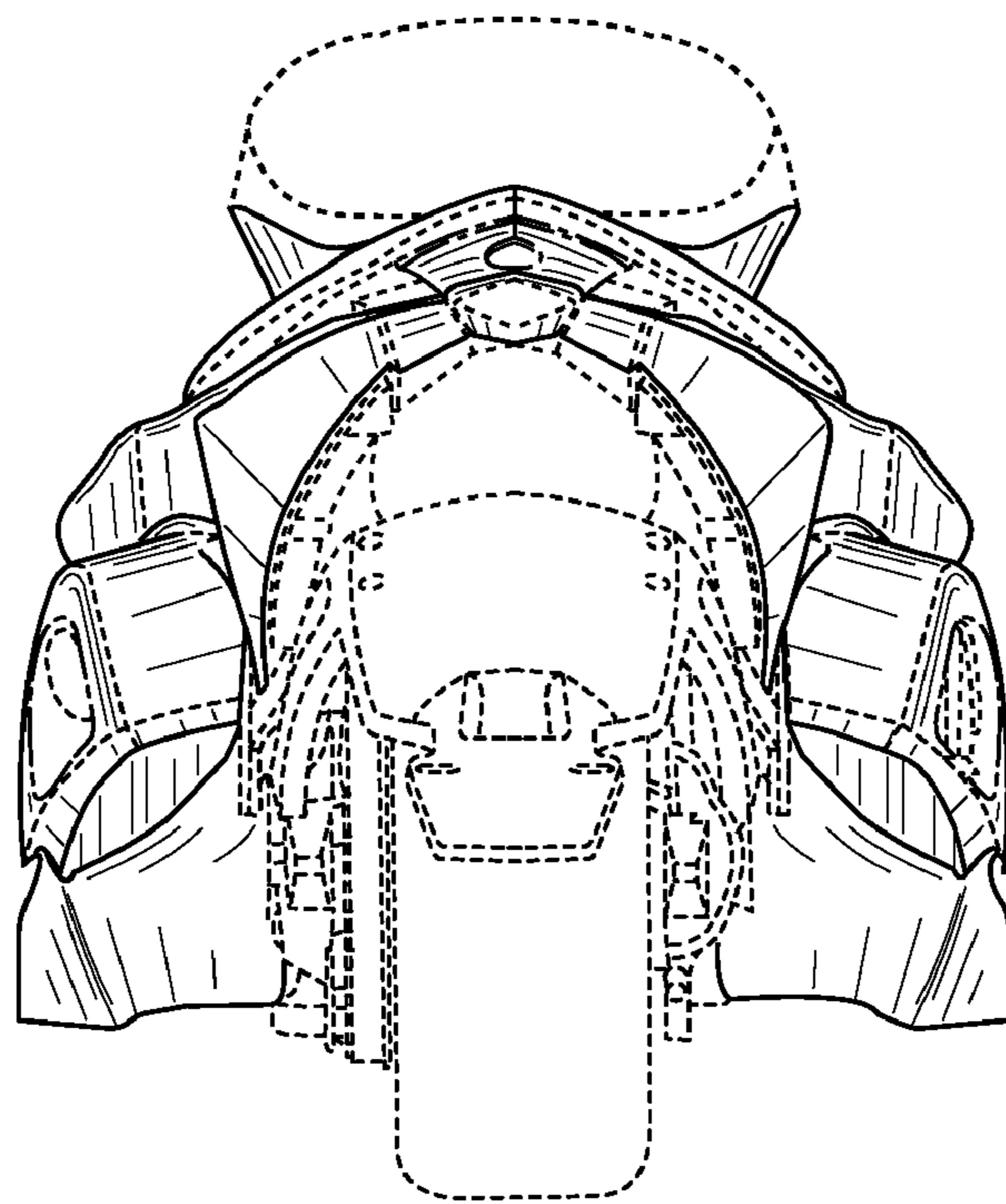


FIG. 3

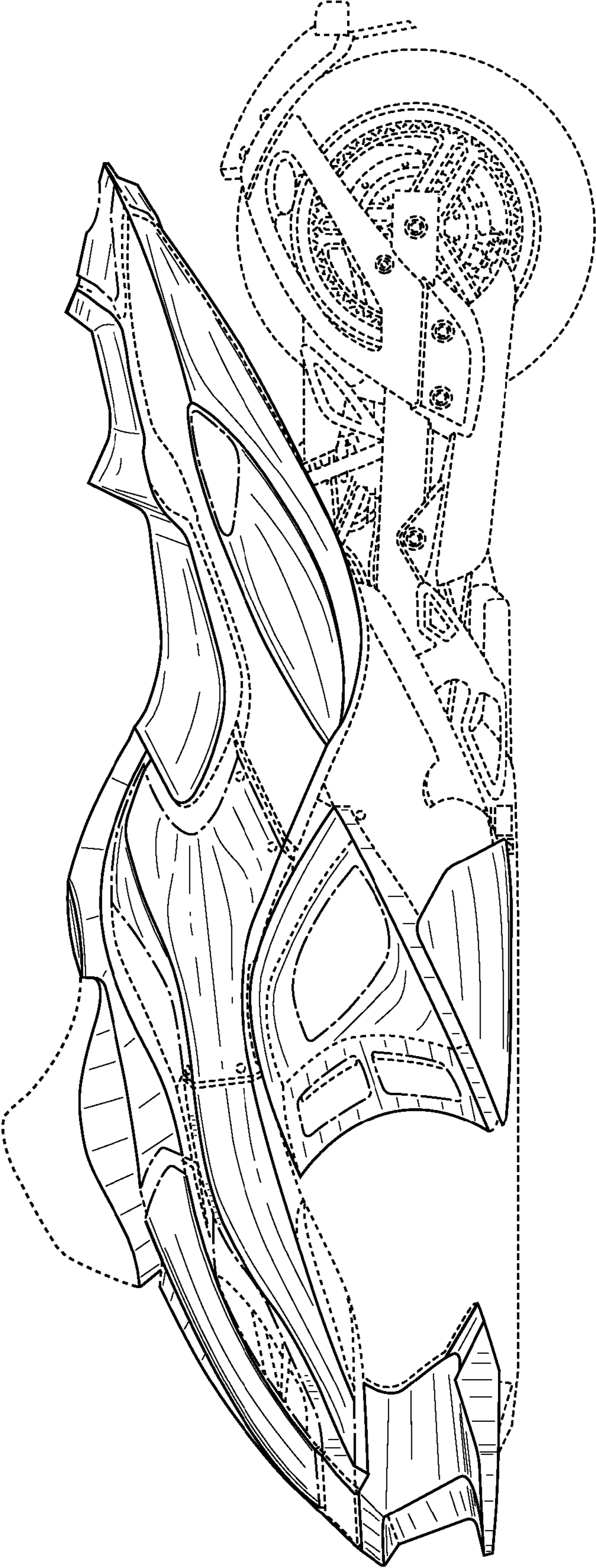


FIG. 4

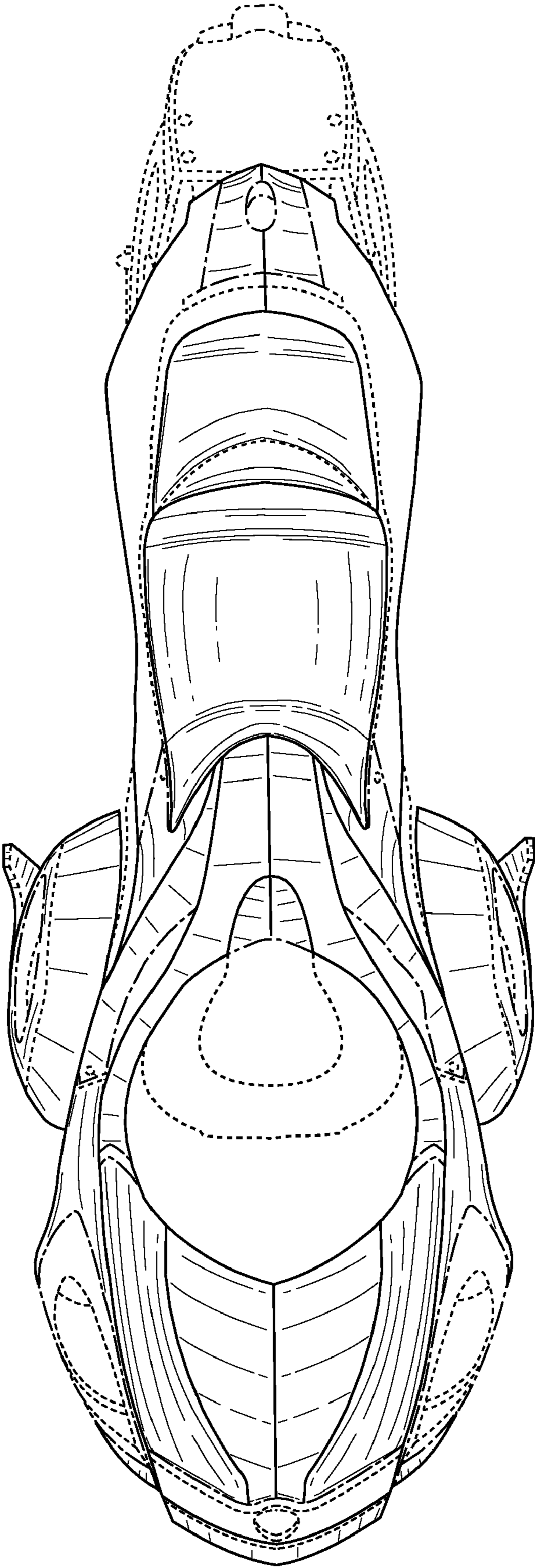


FIG. 5

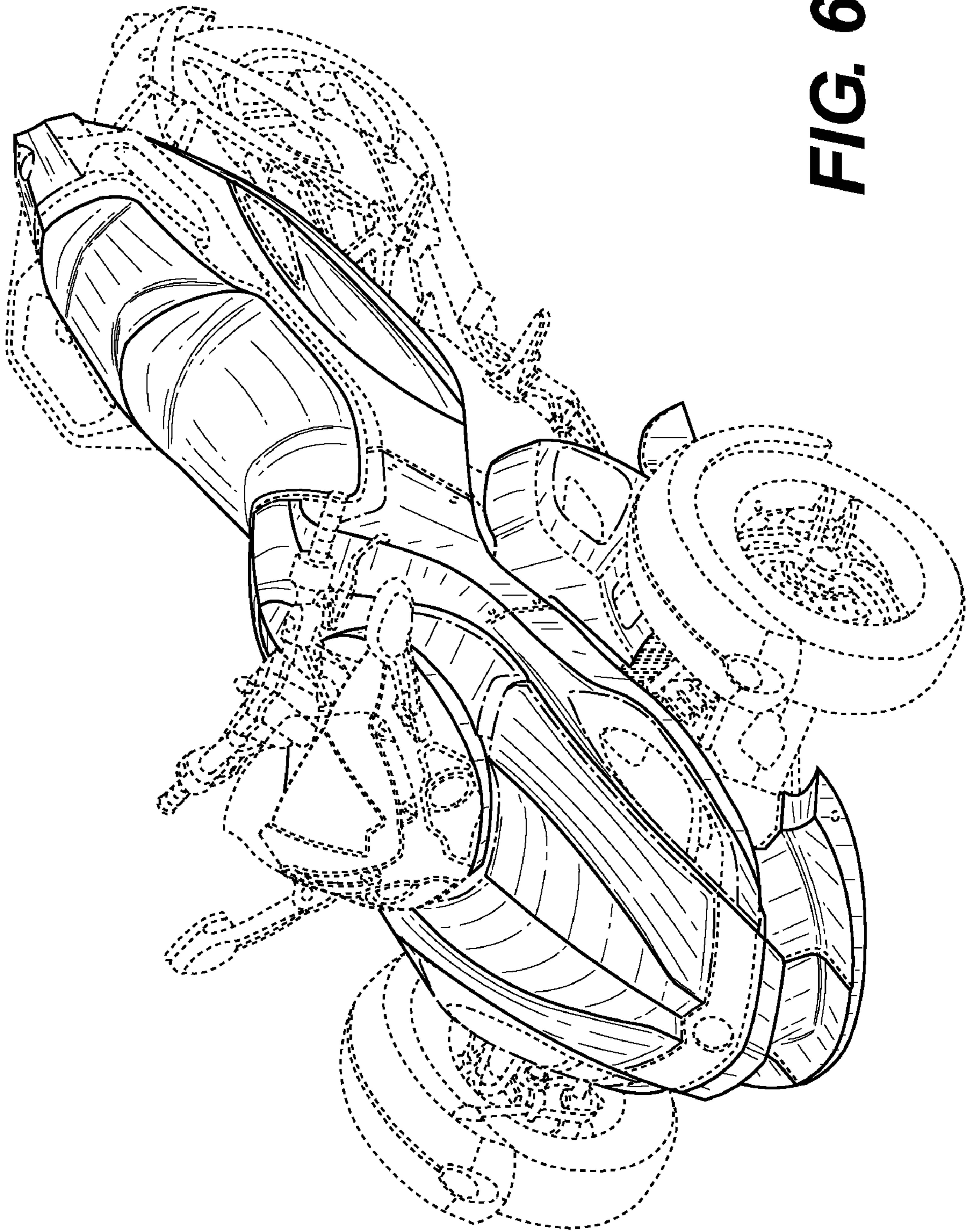


FIG. 6

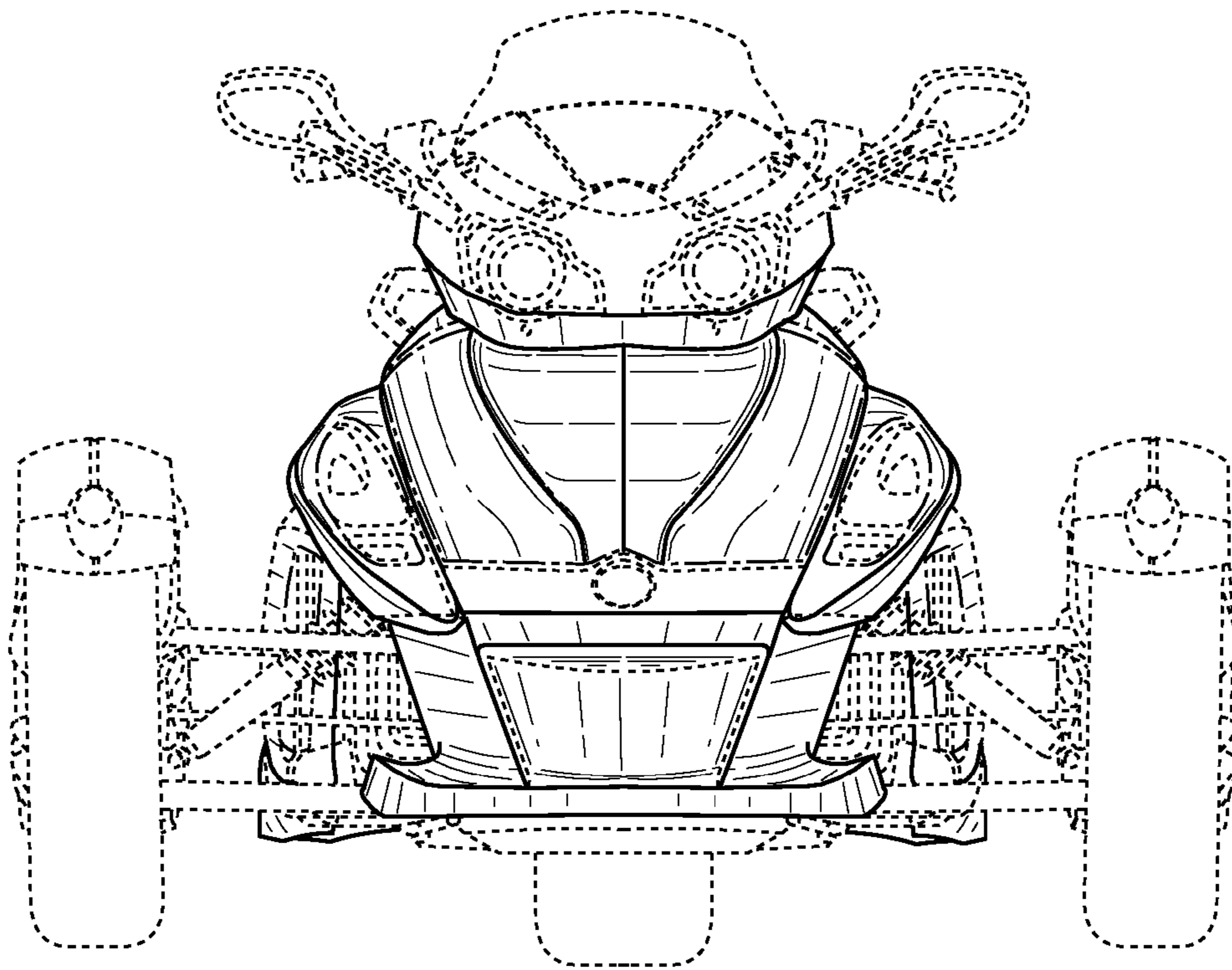


FIG. 7

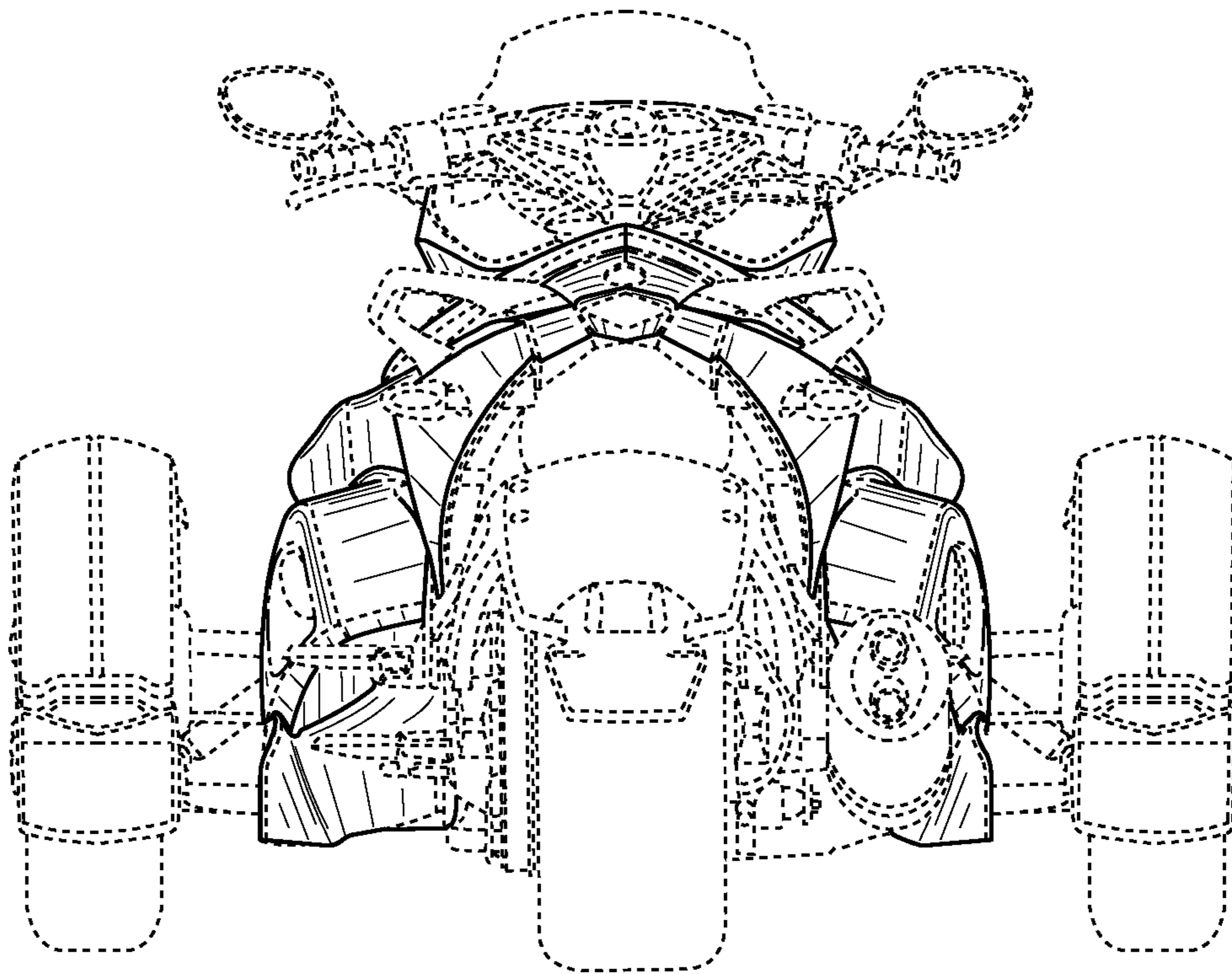


FIG. 8

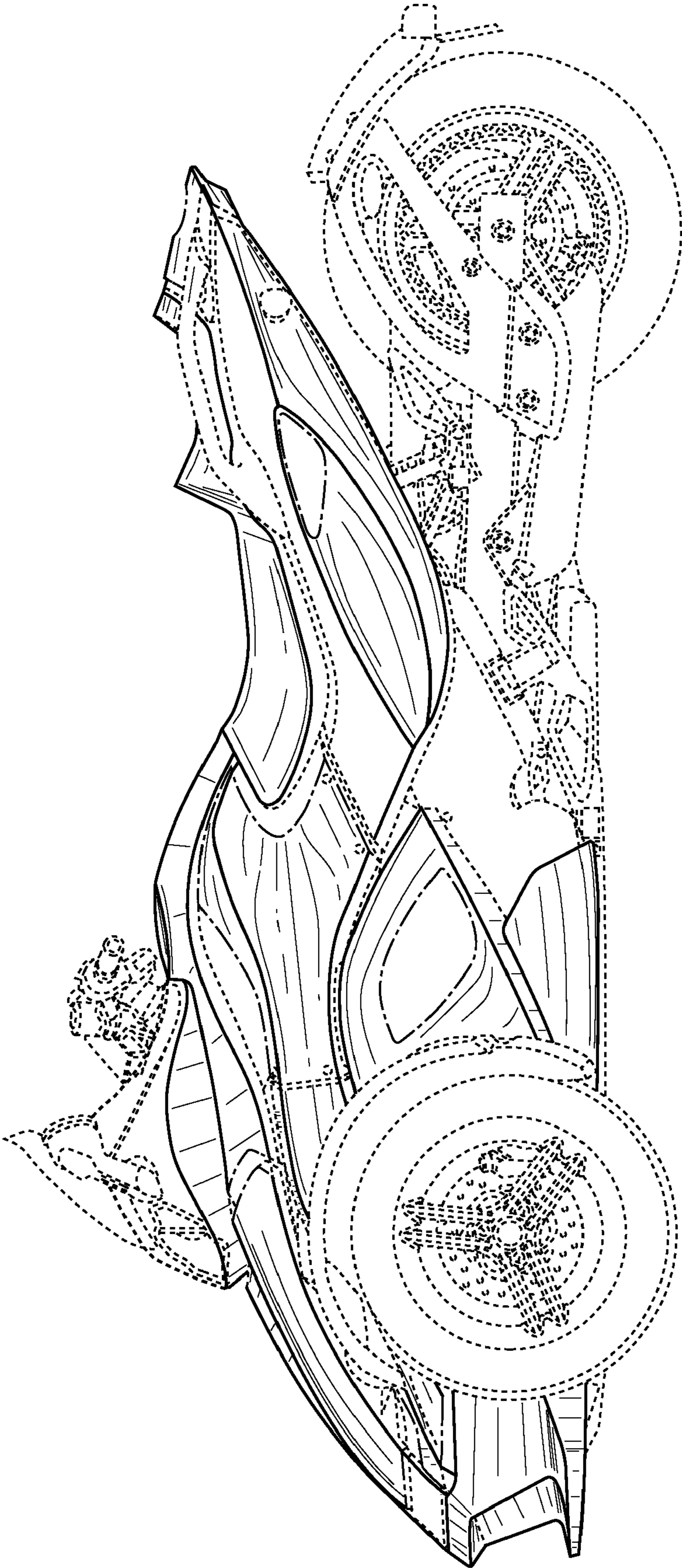


FIG. 9

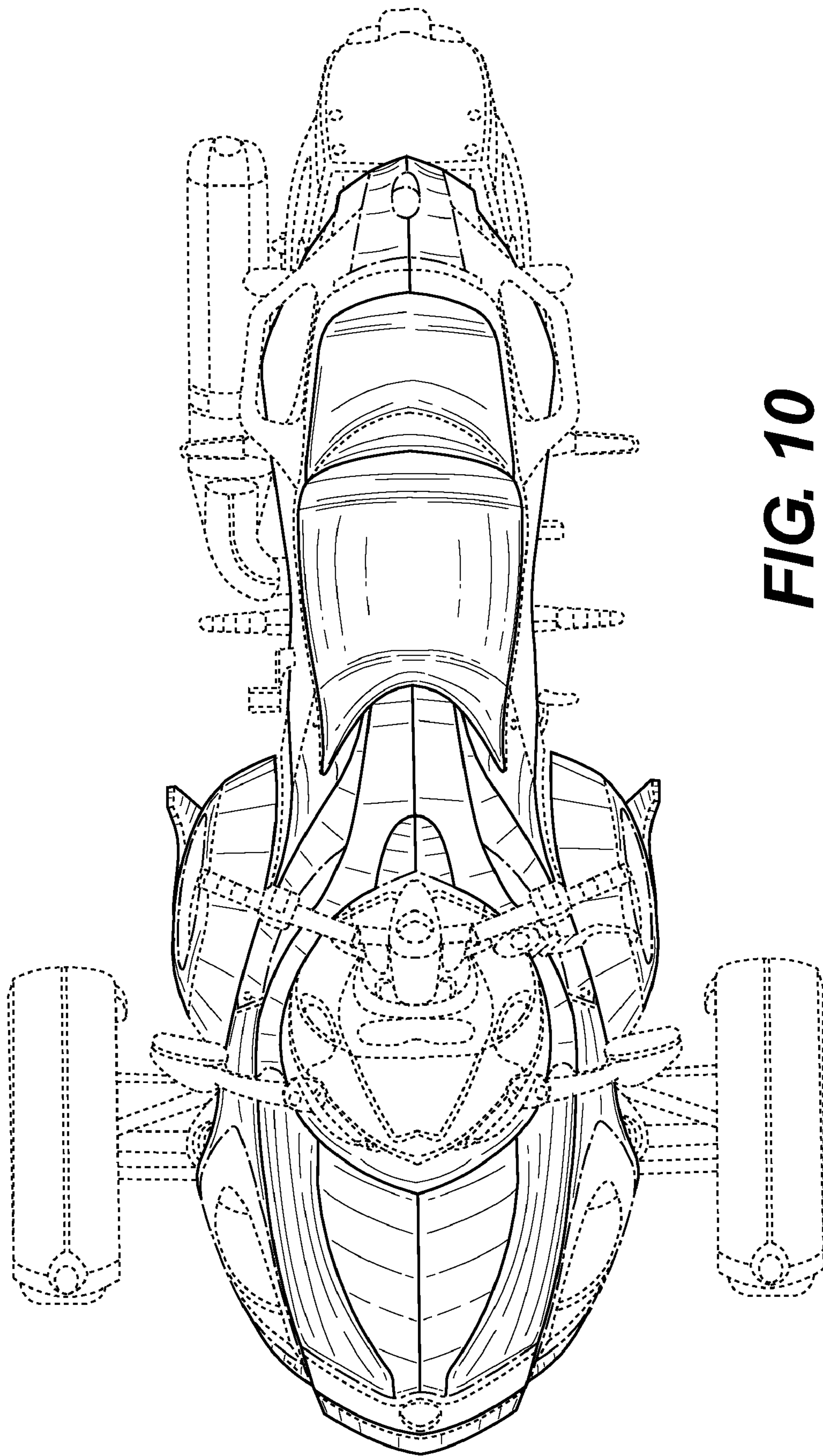


FIG. 10