



US00D596079S

(12) **United States Design Patent**  
**Pfeiffer et al.**

(10) **Patent No.:** **US D596,079 S**  
(45) **Date of Patent:** **\*\* Jul. 14, 2009**

(54) **VEHICLE, TOY, AND/OR OTHER REPLICAS**

(57) **CLAIM**

(75) Inventors: **Peter Pfeiffer**, Boeblingen (DE);  
**Karlheinz Bauer**, Esslingen (DE);  
**Juergen Bollmann**, Schoenberg (DE);  
**Gorden Wagener**, Stuttgart (DE)

The ornamental design for a vehicle, toy, and/or other replicas, as shown and described.

(73) Assignee: **Daimler AG**, Stuttgart (DE)

**DESCRIPTION**

(\*\*) Term: **14 Years**

This application is related to the following co-pending applications, filed on even date herewith:

(21) Appl. No.: **29/287,947**

Application Ser. No. 29/287,934, entitled "Front Portion of a Vehicle, Toy, and/or Other Replicas";

(22) Filed: **Oct. 3, 2007**

Application Ser. No. 29/287,935, entitled "Rear Portion of a Vehicle, Toy, and/or Other Replicas";

(51) **LOC (9) Cl.** ..... **12-08**

Application Ser. No. 29/287,945, entitled "Bumper for a Vehicle";

(52) **U.S. Cl.** ..... **D12/92**

Application Ser. No. 29/287,950, entitled "Hood for a Vehicle"; and

(58) **Field of Classification Search** ..... D12/86,  
D12/90-92; 296/181.1, 181.5  
See application file for complete search history.

Application Ser. No. 29/287,952, entitled "Bumper for a Vehicle".

(56) **References Cited**

FIG. 1 is a left, front perspective view of a vehicle, toy, and/or other replicas according to our novel design, the right, front perspective view being mirror symmetrical;

**U.S. PATENT DOCUMENTS**

D439,550 S *	3/2001	Sacco et al.	.....	D12/91
D456,314 S *	4/2002	Pfeiffer	.....	D12/92
D464,592 S *	10/2002	Sinkwitz	.....	D12/92
D506,706 S *	6/2005	Pfeiffer et al.	.....	D12/91
D552,015 S *	10/2007	Pfeiffer	.....	D12/92
D560,555 S *	1/2008	Pfeiffer	.....	D12/92
D560,556 S *	1/2008	Pfeiffer	.....	D12/92
D569,768 S *	5/2008	Bauer et al.	.....	D12/92
D588,499 S *	3/2009	Pfeiffer	.....	D12/92

FIG. 2 is a left, rear perspective view thereof, the right, rear perspective view being mirror symmetrical;

FIG. 3 is a left side view thereof;

FIG. 4 is a right side view thereof;

FIG. 5 is a front view thereof;

FIG. 6 is a rear view thereof; and,


FIG. 7 is a top view thereof.

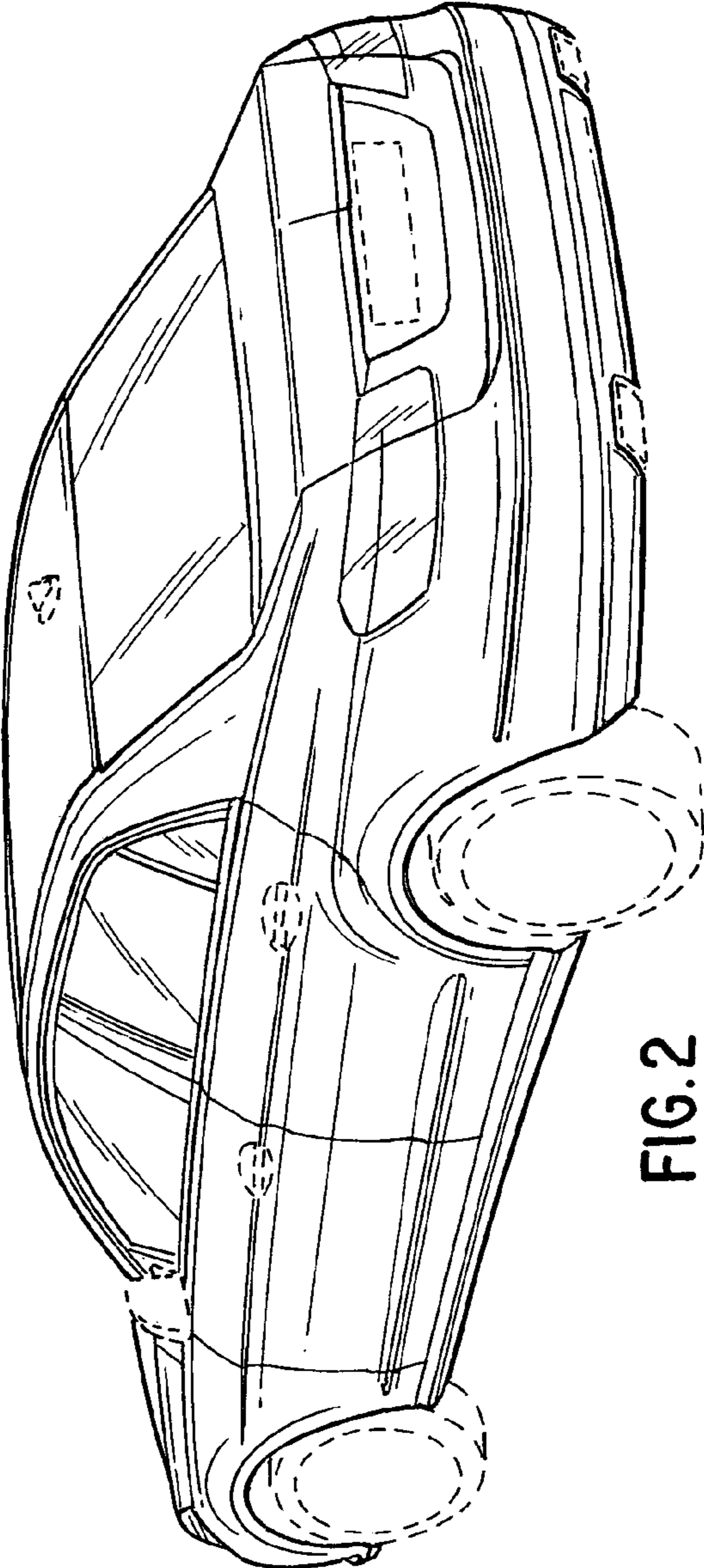
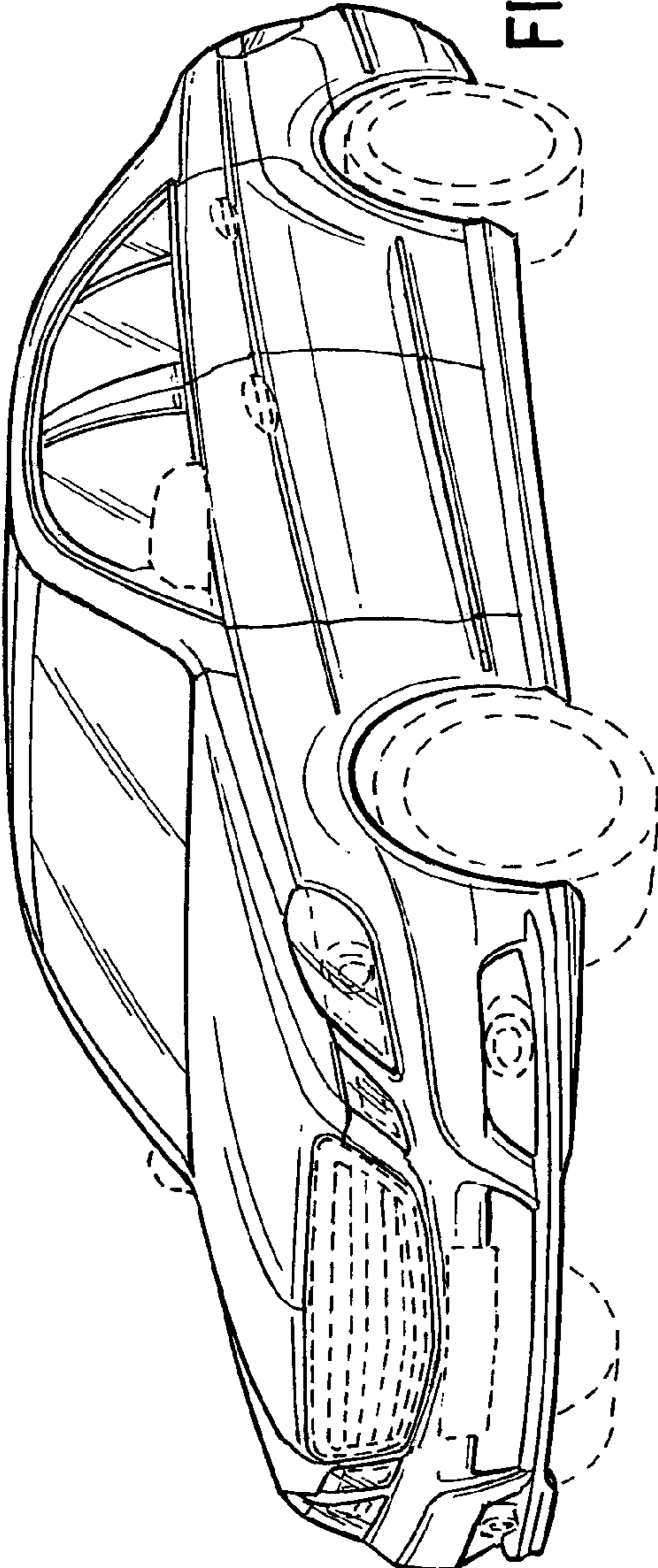
\* cited by examiner

The broken lines are for illustrative purposes only and form no part of the claimed design.

*Primary Examiner*—Melody N Brown  
(74) *Attorney, Agent, or Firm*—Crowell & Moring LLP

**1 Claim, 5 Drawing Sheets**





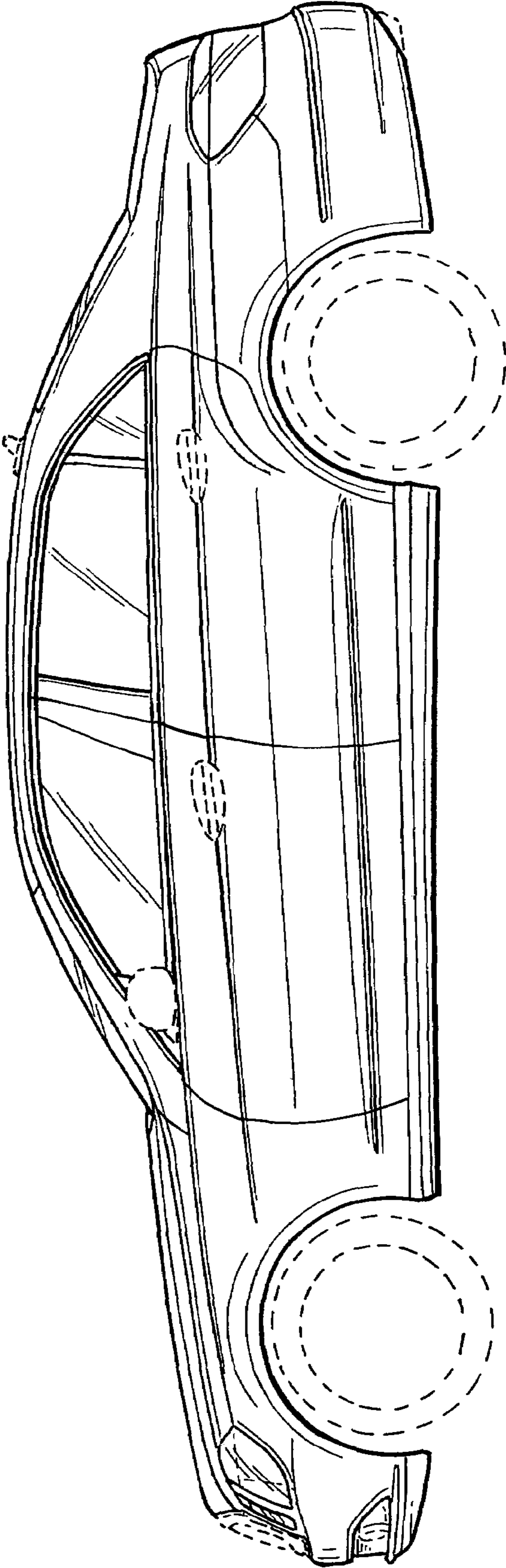


FIG. 3

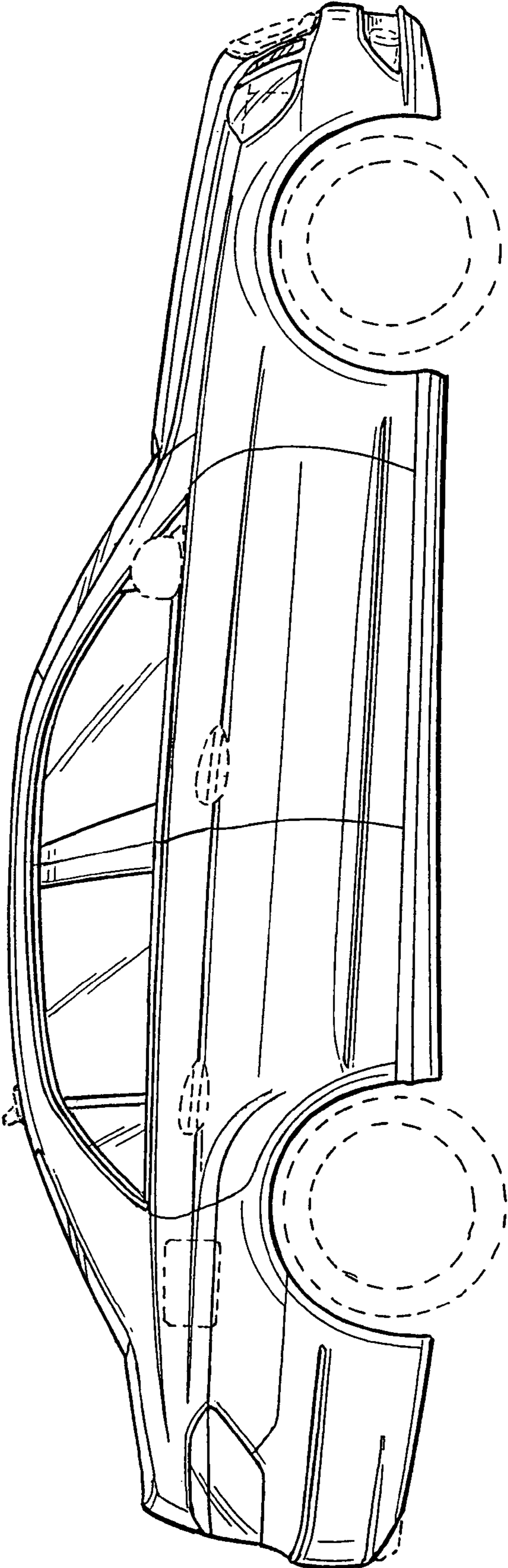


FIG. 4

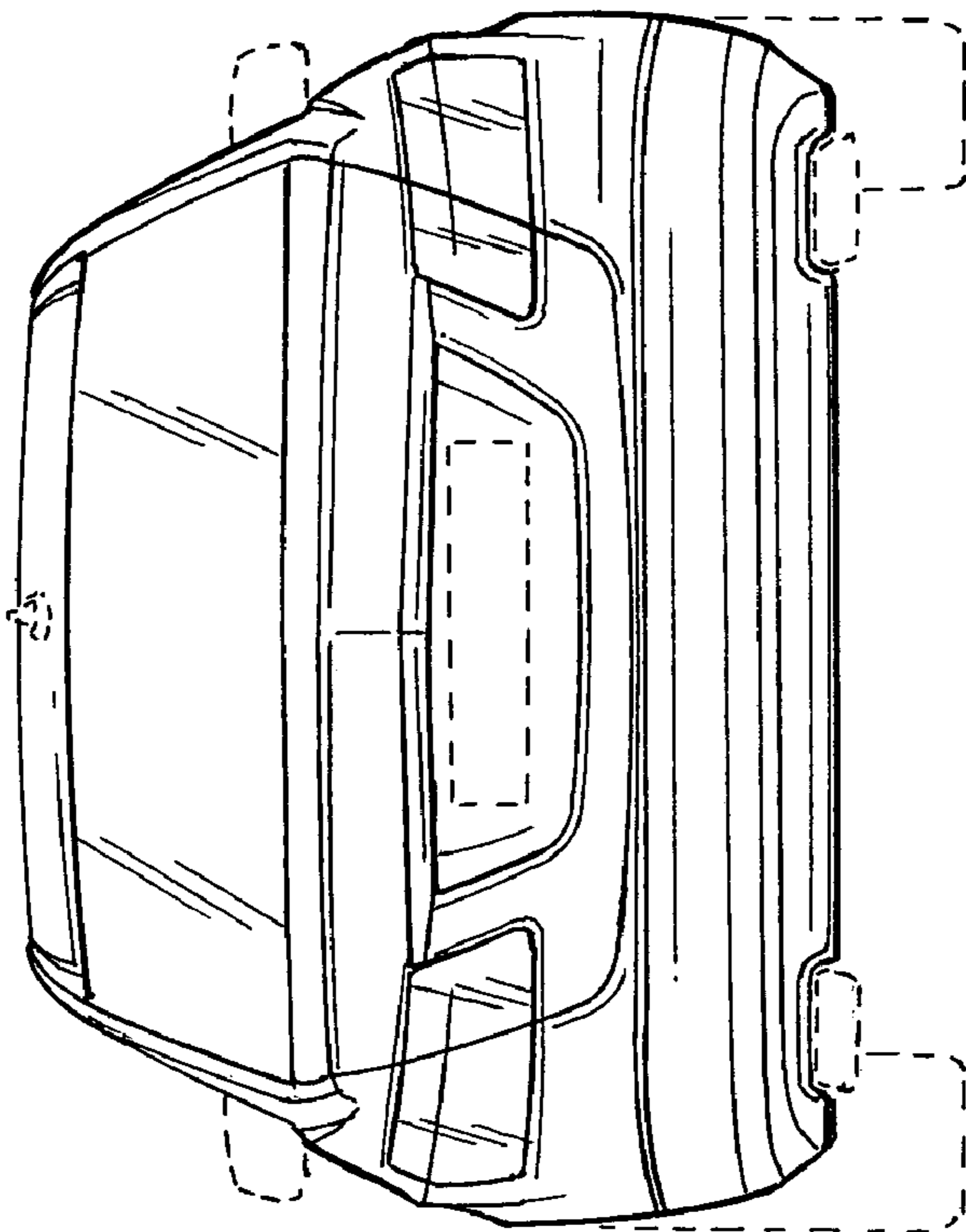


FIG. 6

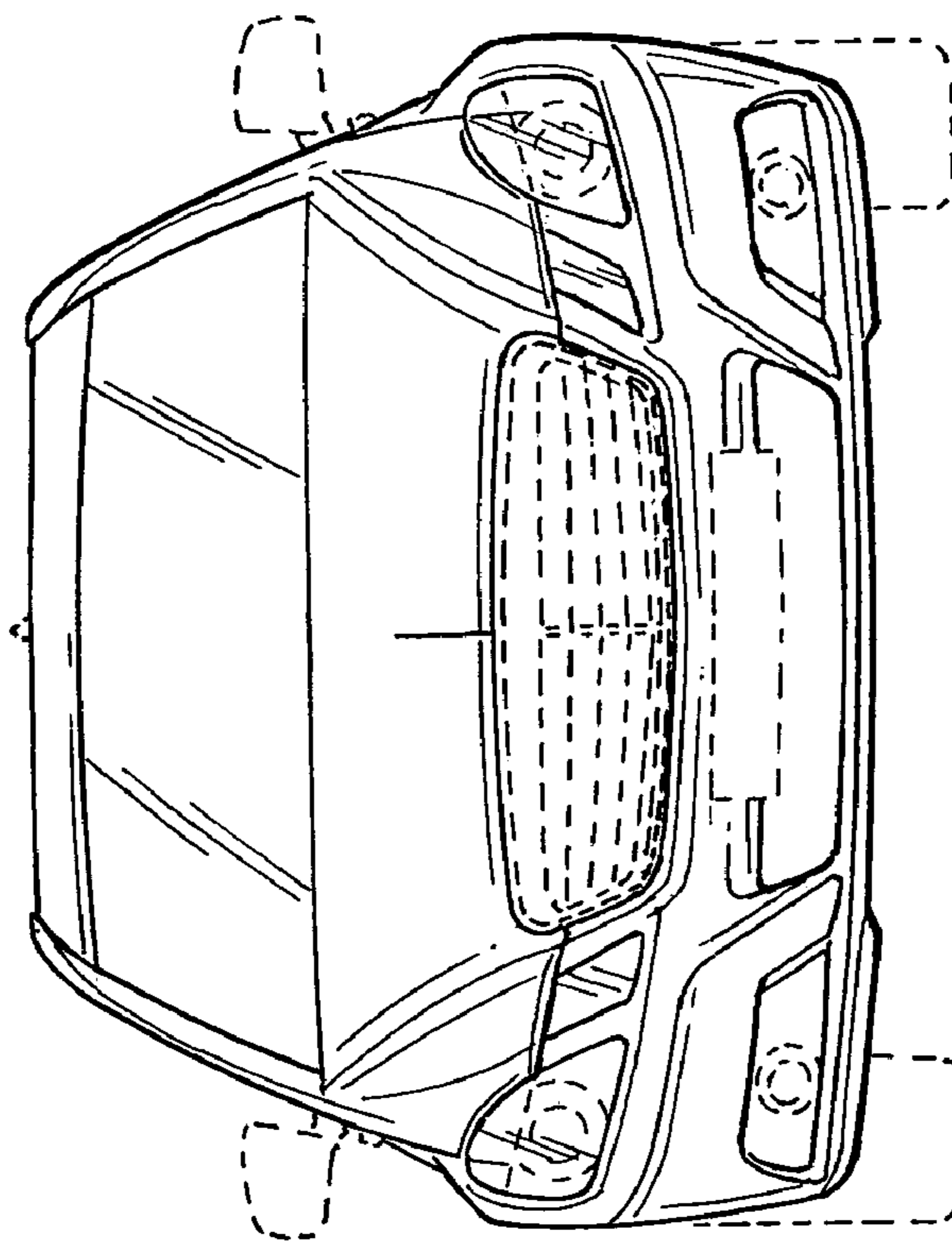


FIG. 5

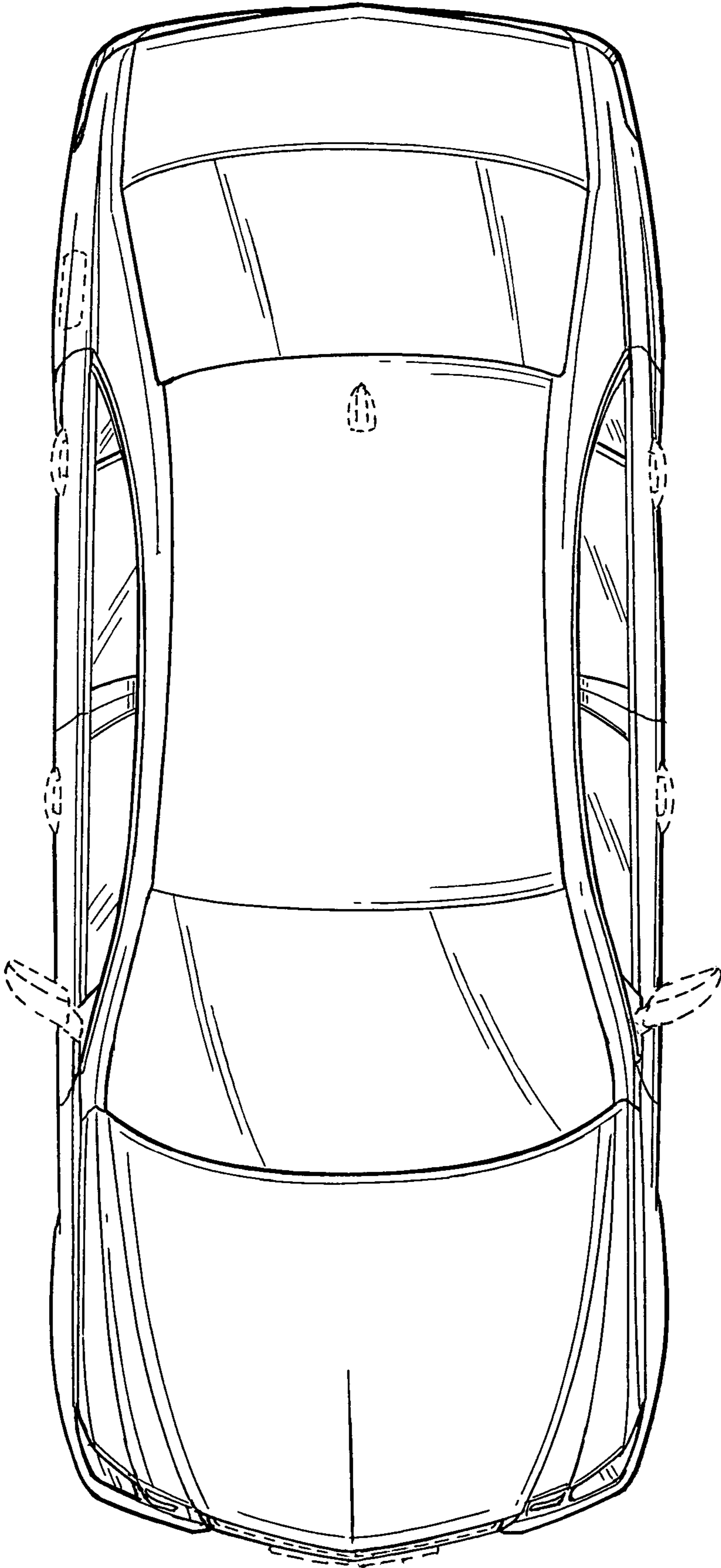


FIG. 7