

US00D596072S

(12) **United States Design Patent**  
**Yee**

(10) **Patent No.:** **US D596,072 S**

(45) **Date of Patent:** **\*\* Jul. 14, 2009**

(54) **TROPHY**

(75) Inventor: **Christopher Matthew Yee**, Morton Grove, IL (US)

(73) Assignee: **YG Commemorative**, Morton Grove, IL (US)

(\*\*) Term: **14 Years**

(21) Appl. No.: **29/312,966**

(22) Filed: **Nov. 28, 2008**

(51) **LOC (9) Cl.** ..... **11-02**

(52) **U.S. Cl.** ..... **D11/131**

(58) **Field of Classification Search** ..... D11/117-164;  
428/542.2, 542.4, 542.6

See application file for complete search history.

(56) **References Cited**

**U.S. PATENT DOCUMENTS**

4,190,691	A *	2/1980	Kramer	.....	428/67
D260,747	S *	9/1981	Malina	.....	D11/131
5,698,334	A *	12/1997	Berens	.....	428/542.4
6,035,566	A *	3/2000	Fisher	.....	40/358
D427,546	S *	7/2000	Tam	.....	D11/164

D511,121	S *	11/2005	Petree, Jr.	.....	D11/164
D512,940	S *	12/2005	Petree, Jr.	.....	D11/131
D516,945	S *	3/2006	Petree, Jr.	.....	D11/131

\* cited by examiner

*Primary Examiner*—Holly H Baynham

*Assistant Examiner*—Michelle E Wilson

(74) *Attorney, Agent, or Firm*—Justin Lampel

(57) **CLAIM**

The ornamental design for a trophy, as shown and described.

**DESCRIPTION**

FIG. 1 is a front plan view of a trophy;

FIG. 2 is a top view of the present invention;

FIG. 3 is a side view of the present invention;


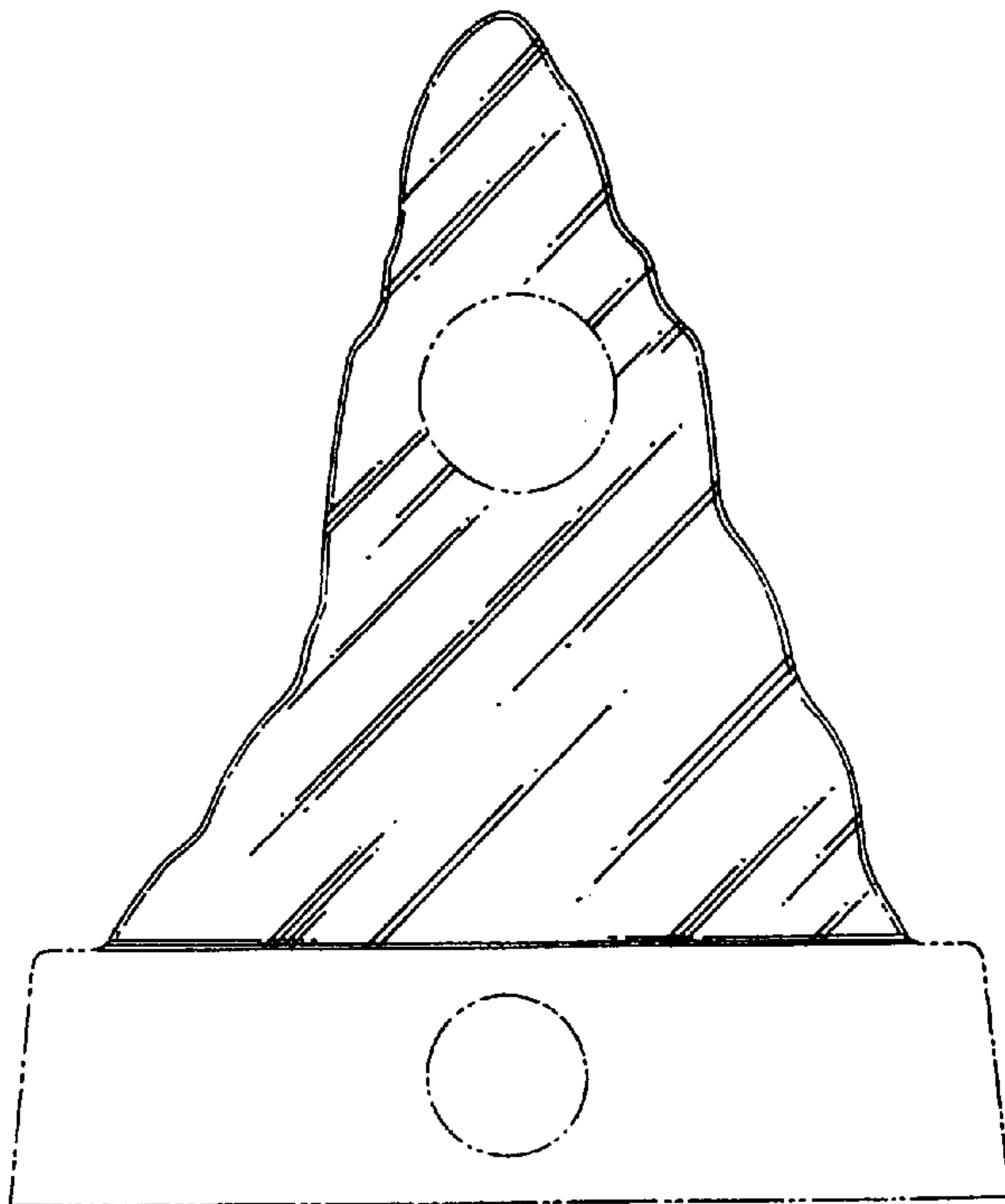
FIG. 4 is a side view of the present invention;

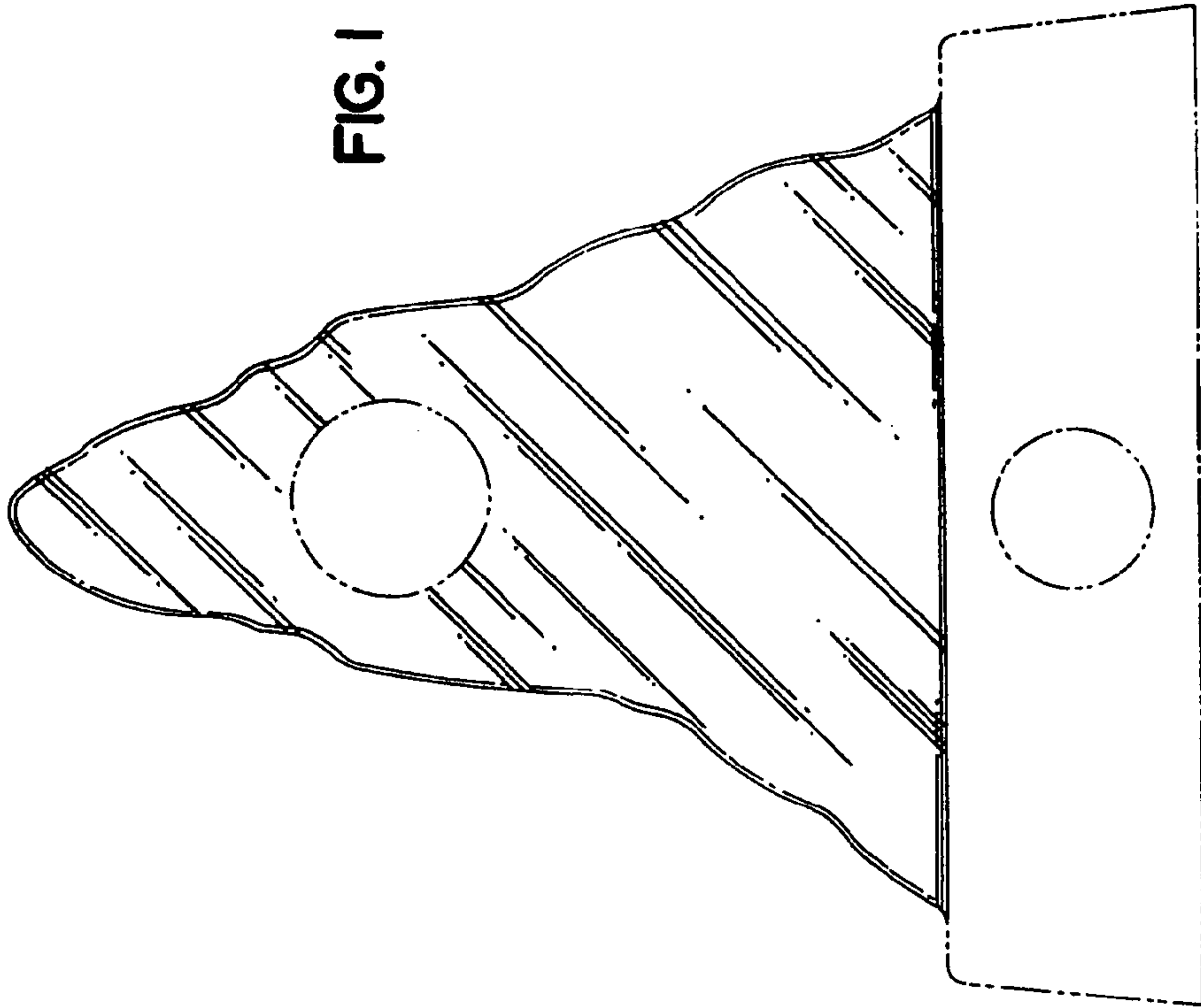

FIG. 5 is a back view of the present invention; and,

FIG. 6 is a bottom view of the present invention.

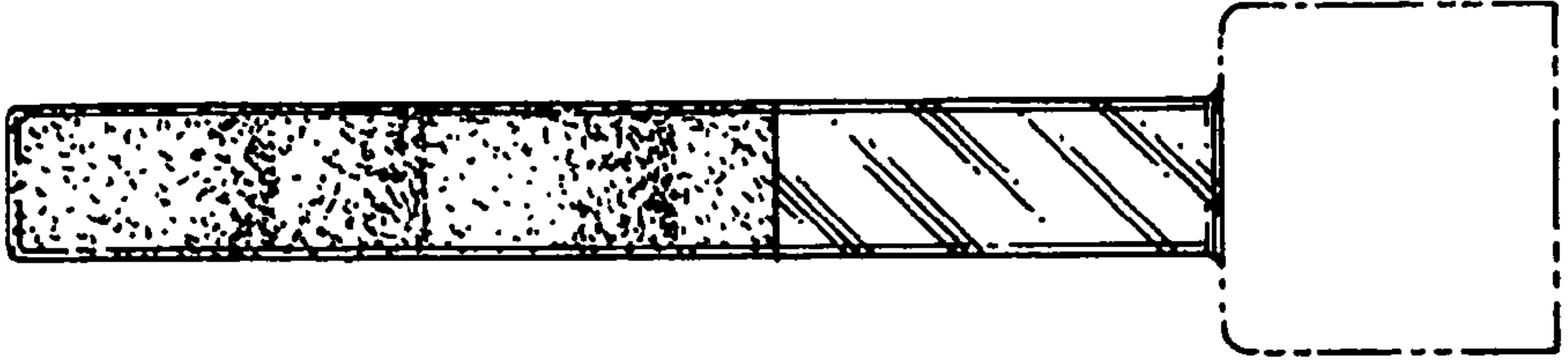
The broken line showing is for illustrative purposes only and forms no part of the claimed design.

**1 Claim, 2 Drawing Sheets**





**FIG. 4**



**FIG. 3**

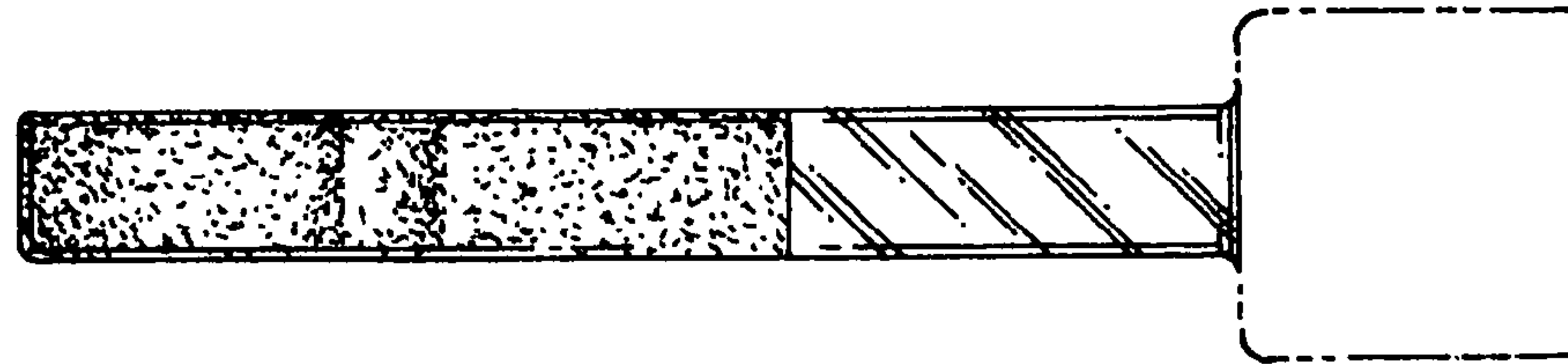


FIG. 5

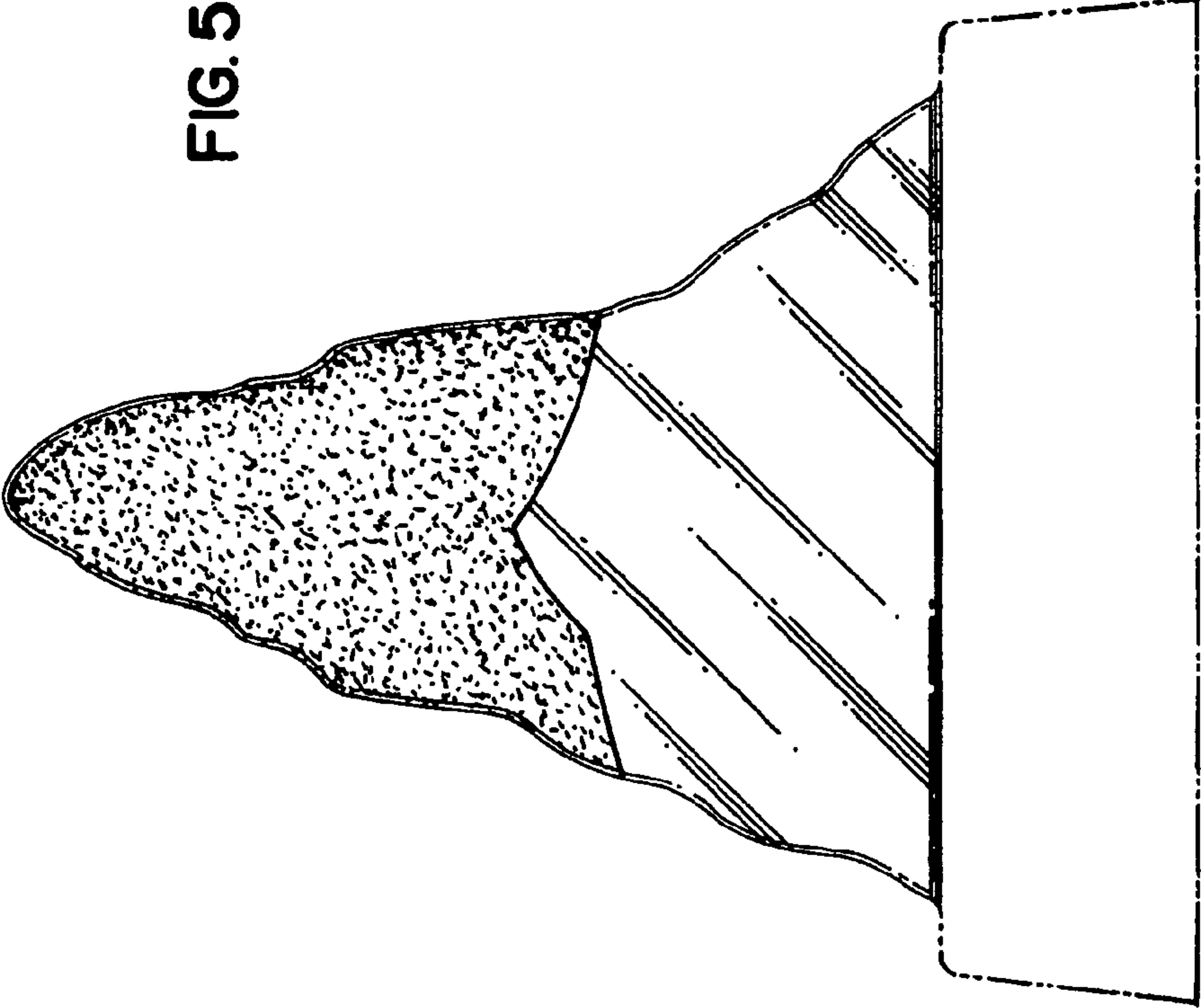


FIG. 6

