



US00D596067S

(12) **United States Design Patent**
Gersh

(10) **Patent No.:** **US D596,067 S**
(45) **Date of Patent:** **** Jul. 14, 2009**

(54) **GEMSTONE**

(75) **Inventor:** **Ruven Gersh**, c/o Schweitzer Corman
Gross & Bondell LLP, 292 Madison
Ave., 19th Floor, New York, NY (US)
10017

(73) **Assignees:** **Ruven Gersh**, Tel Aviv (IL); **Yoram
Tzvi Berenstein**, Tel Aviv (IL)

(**) **Term:** **14 Years**

(21) **Appl. No.:** **29/317,674**

(22) **Filed:** **May 5, 2008**

(30) **Foreign Application Priority Data**

Nov. 4, 2007 (IL) 44953
Apr. 29, 2008 (IL) 45888

(51) **LOC (9) Cl.** **11-01**

(52) **U.S. Cl.** **D11/89**

(58) **Field of Classification Search** D11/1-2,
D11/26-29, 89-92; 63/26-28, 32
See application file for complete search history.

(56) **References Cited**

U.S. PATENT DOCUMENTS

D259,477 S * 6/1981 Najjar D11/90

D259,548 S * 6/1981 Najjar D11/90
D262,200 S * 12/1981 Kirwan D11/90
D368,869 S * 4/1996 Pinchasov et al. D11/90
D379,330 S * 5/1997 Krizan D11/96

* cited by examiner

Primary Examiner—R. Seifert

(74) *Attorney, Agent, or Firm*—Ladas & Parry LLP

(57) **CLAIM**

The ornamental design for a gemstone, as shown and described.

DESCRIPTION

FIG. 1 is a front lower right side perspective view of a gemstone having the design;

FIG. 2 is a front plan view thereof;


FIG. 3 is a right side elevation view, the left side elevation view being a mirror image thereof;

FIG. 4 is a back plan view thereof;

FIG. 5 is a top end elevation view thereof; and,

FIG. 6 is a bottom end elevation view thereof.

1 Claim, 5 Drawing Sheets



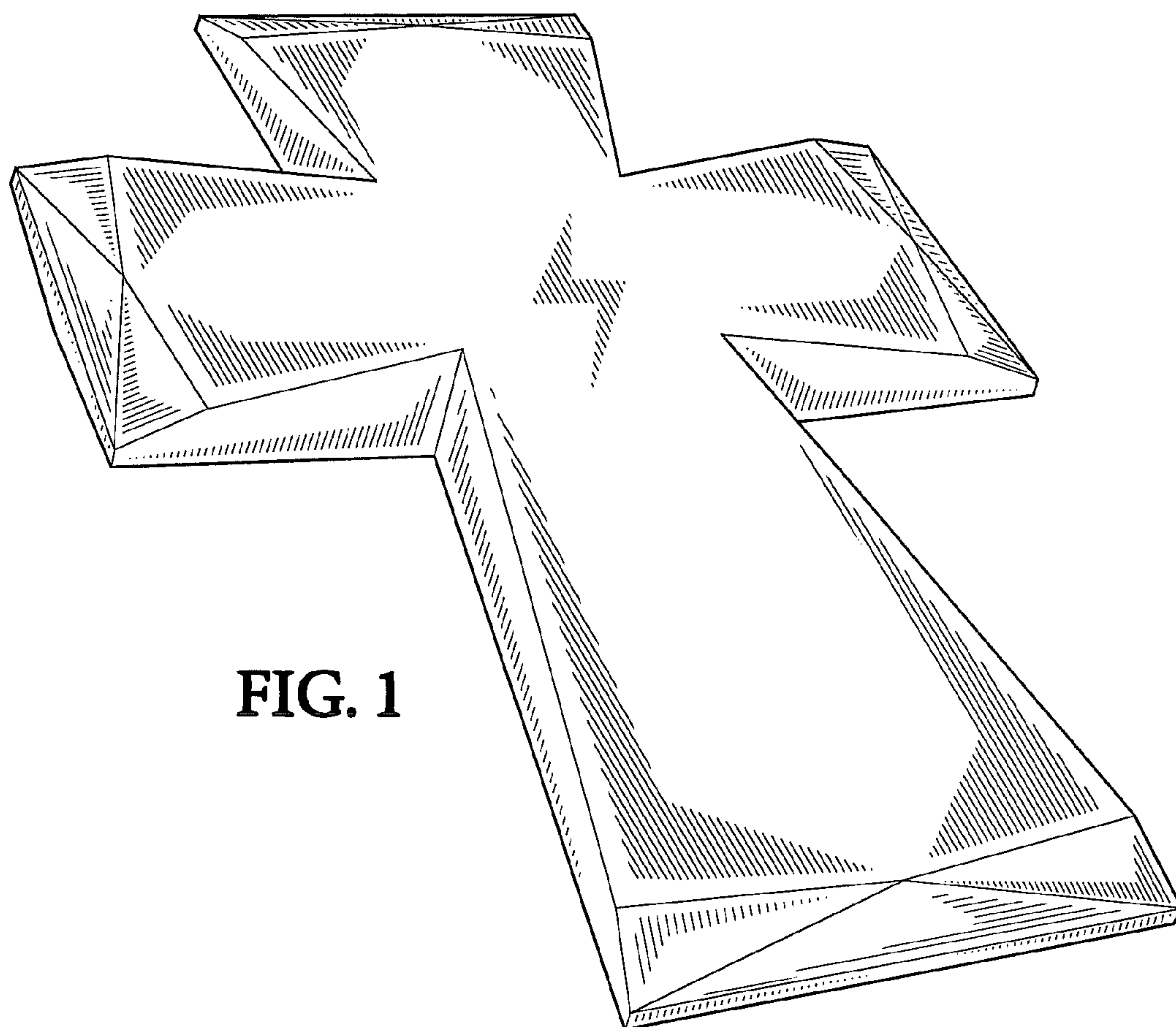


FIG. 1

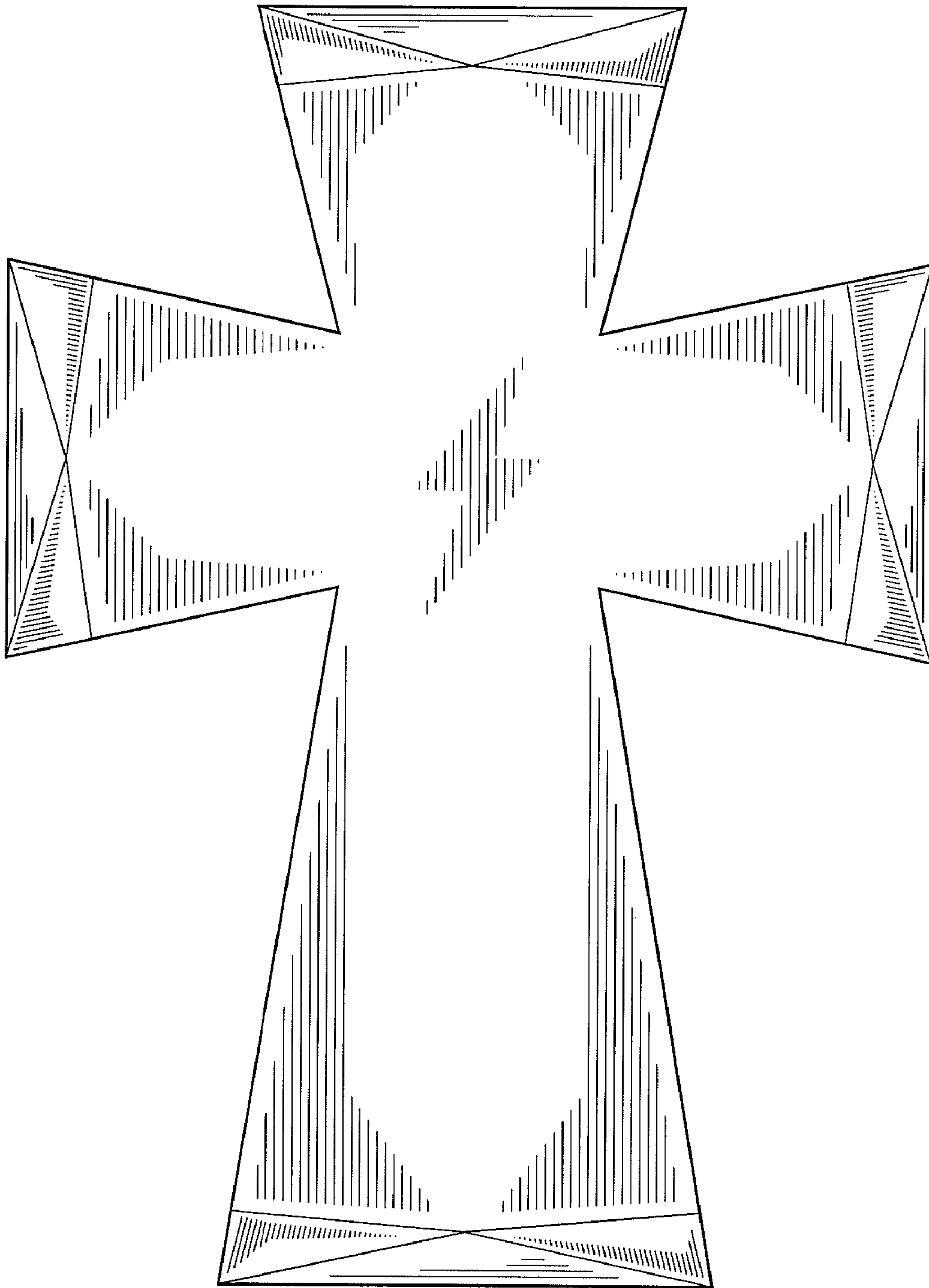


FIG. 2

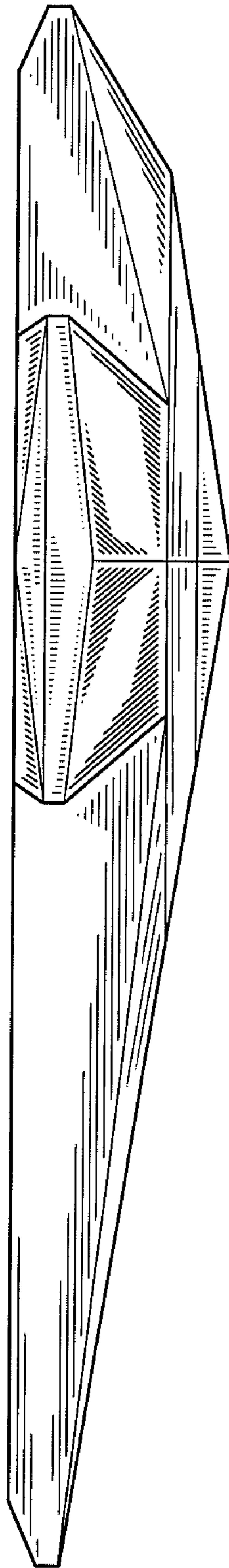


FIG. 3




FIG. 4

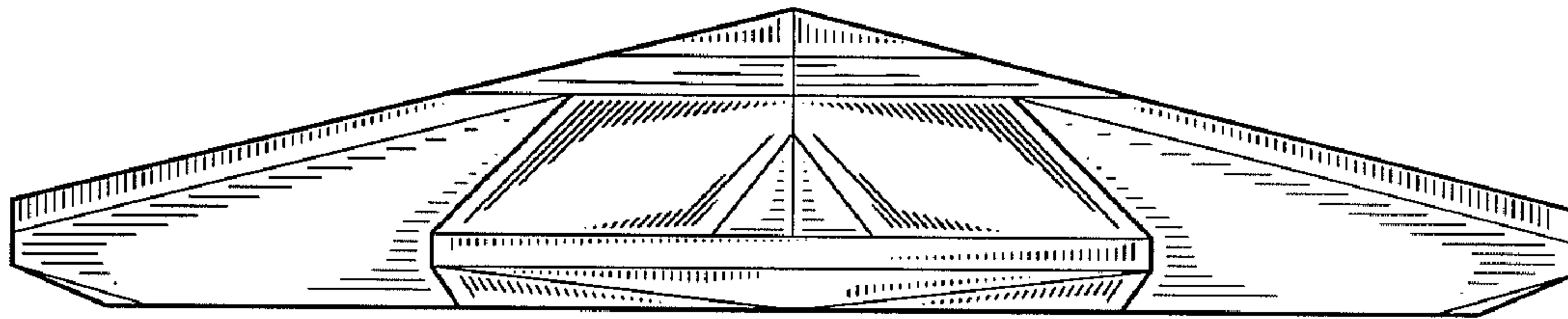


FIG. 5

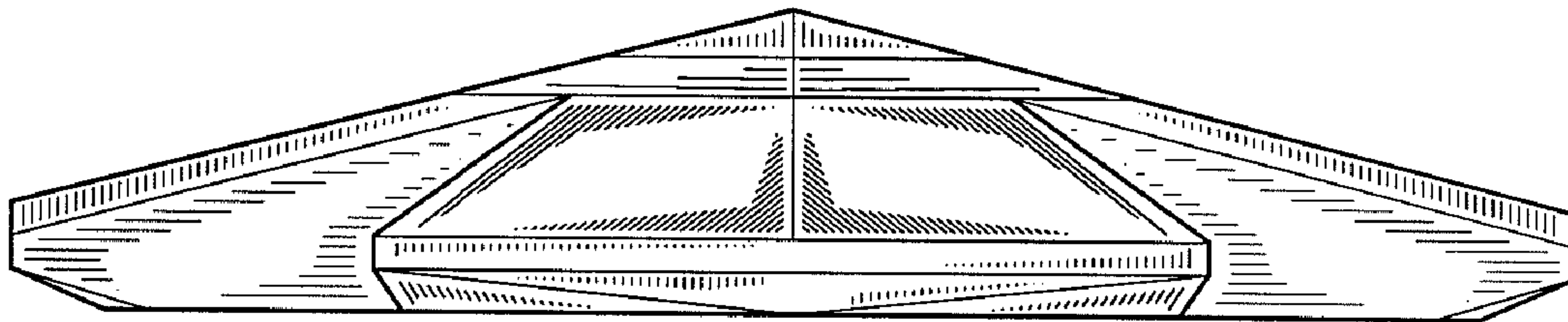


FIG. 6