

US00D596057S

(12) **United States Design Patent**  
**Byrum**

(10) **Patent No.:** **US D596,057 S**

(45) **Date of Patent:** **\*\* Jul. 14, 2009**

(54) **CONSTRUCTION FRAMING RULER**

D582,305 S \* 12/2008 Coplan ..... D10/71

(76) Inventor: **William Eugene Byrum**, 7866  
Butterfield Dr., Elkridge, MD (US)  
21075

\* cited by examiner

*Primary Examiner*—Antoine D Davis

(\*\*) Term: **14 Years**

(57) **CLAIM**

(21) Appl. No.: **29/319,131**

The ornamental design for a construction framing ruler, as shown and described.

(22) Filed: **Jun. 4, 2008**

**DESCRIPTION**

(51) **LOC (9) Cl.** ..... **10-04**

FIG. 1 is a perspective view of a construction framing ruler, showing my new design;

(52) **U.S. Cl.** ..... **D10/71**

FIG. 2 is a front elevational view of the invention;

(58) **Field of Classification Search** ..... D10/71;  
33/483-494

FIG. 3 is a rear elevational view of the invention;

See application file for complete search history.

FIG. 4 is a left-side elevational view of the invention;

FIG. 5 is a right-side elevational view of the invention;

(56) **References Cited**

**U.S. PATENT DOCUMENTS**

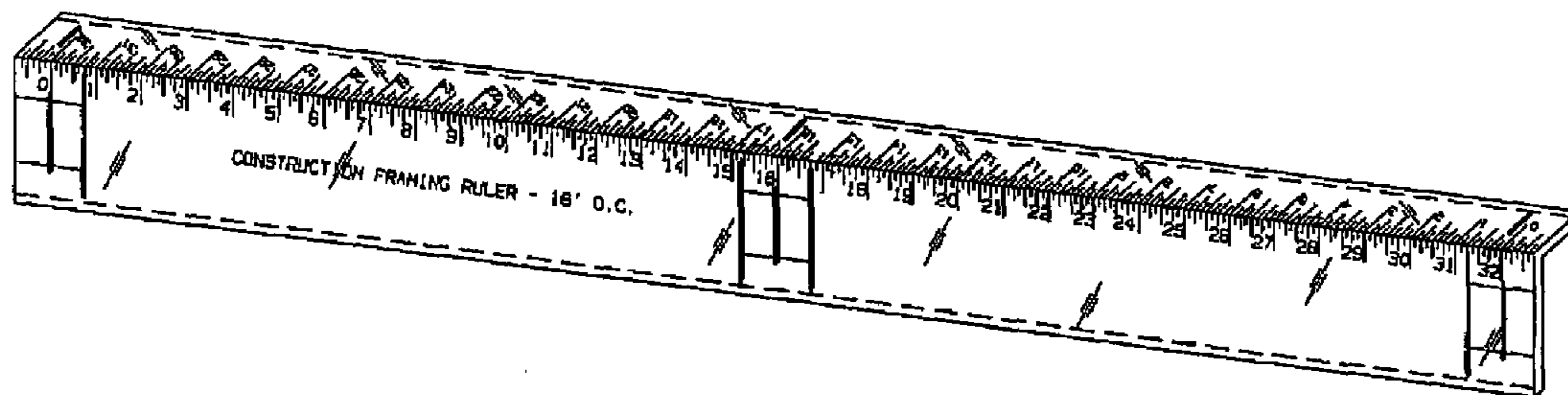
563,579	A	*	7/1896	Fearon	.....	33/494
751,117	A	*	2/1904	Willits	.....	451/523
D335,089	S	*	4/1993	Grubelnik	.....	D10/71
D345,511	S	*	3/1994	Petrohilos	.....	D10/71
D374,404	S	*	10/1996	Kidd	.....	D10/71
D399,440	S	*	10/1998	Taylor	.....	D10/71

FIG. 6 is a top plan view of the invention; and,

FIG. 7 is a bottom plan view of the invention.

The broken line showing of indicia is included for the purpose of illustrating non-claimed subject matter and forms no part of the claimed design.

**1 Claim, 2 Drawing Sheets**



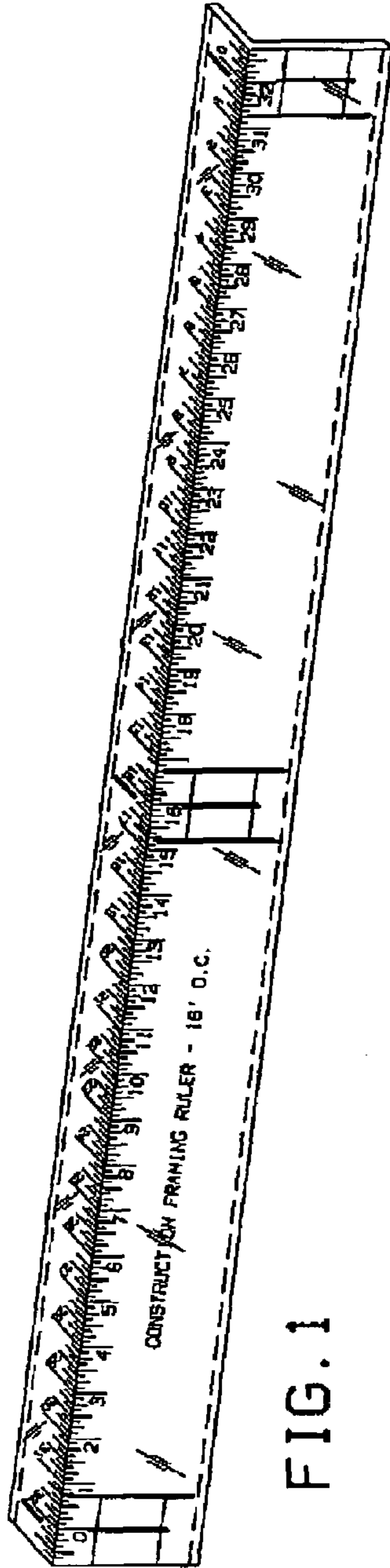


FIG. 1



FIG. 2

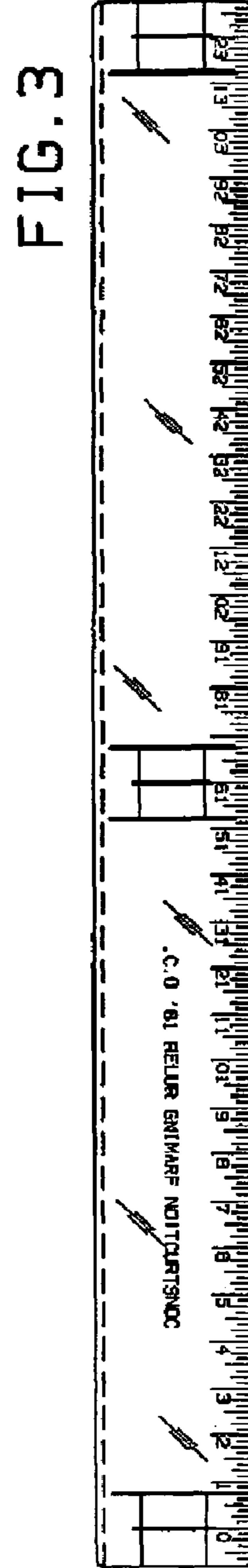


FIG. 3



FIG. 6

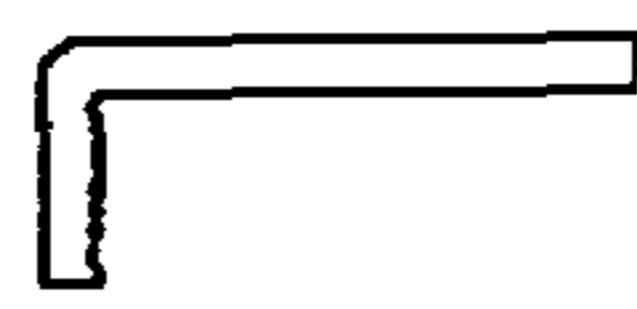


FIG. 4

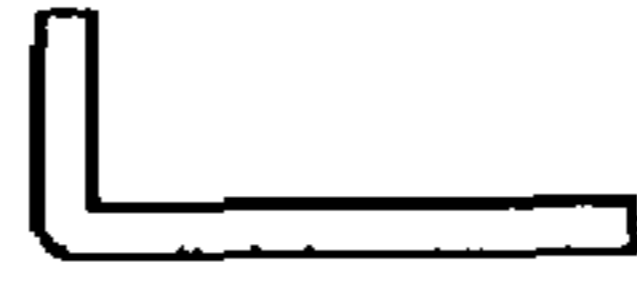


FIG. 5



FIG. 7