

US00D596053S

(12) **United States Design Patent**  
**Daicos**

(10) **Patent No.:** **US D596,053 S**  
(45) **Date of Patent:** **\*\* Jul. 14, 2009**

(54) **HAND-HELD SPORTS STATISTICS COUNTER**

(75) Inventor: **Peter Daicos**, Kew (AU)  
(73) Assignee: **Sportzstats Pty Ltd**, Kew, Victoria (AU)  
(\*\*) Term: **14 Years**  
(21) Appl. No.: **29/281,850**  
(22) Filed: **Jul. 3, 2007**

(30) **Foreign Application Priority Data**

Jan. 4, 2007	(AU)	15816/2007
Jan. 4, 2007	(AU)	15817/2007
Jan. 4, 2007	(AU)	15818/2007
Jan. 4, 2007	(AU)	15819/2007
Jan. 4, 2007	(AU)	15820/2007
Jan. 4, 2007	(AU)	15821/2007
Jan. 4, 2007	(AU)	15822/2007
Jan. 4, 2007	(AU)	15823/2007
Jan. 4, 2007	(AU)	15824/2007
Jan. 4, 2007	(AU)	15825/2007
Jan. 4, 2007	(AU)	15826/2007
Jan. 4, 2007	(AU)	15827/2007
Jan. 4, 2007	(AU)	15828/2007
Jan. 4, 2007	(AU)	15829/2007
Jan. 4, 2007	(AU)	15830/2007
Jan. 4, 2007	(AU)	15831/2007

(51) **LOC (9) Cl.** ..... **21-01**  
(52) **U.S. Cl.** ..... **D10/46.1; D21/329**  
(58) **Field of Classification Search** ..... **D10/46, D10/46.1; D21/324, 329, 330, 333; 116/222-225; 463/29-35, 45, 47; 273/148 B; 434/128, 434/308, 314; 224/918, 921; 235/90**

See application file for complete search history.

(56) **References Cited**

**U.S. PATENT DOCUMENTS**

2,828,712 A *	4/1958	Tootle	116/317
4,969,647 A *	11/1990	Mical et al.	463/31
5,489,122 A *	2/1996	Pittner	283/49
5,500,643 A *	3/1996	Grant	341/22
5,741,182 A *	4/1998	Lipps et al.	463/36
5,893,798 A *	4/1999	Stambolic et al.	463/46
D449,544 S *	10/2001	Liu	D10/46.1
D464,995 S *	10/2002	Griffin et al.	D21/329
D467,510 S *	12/2002	Hung	D10/46.1
D467,620 S *	12/2002	Lin	D21/329
D574,267 S *	8/2008	Cowen et al.	D10/46.1

\* cited by examiner

*Primary Examiner*—Prabhakar Deshmukh  
(74) *Attorney, Agent, or Firm*—Volpe and Koenig, P.C.

(57) **CLAIM**

The ornamental design for a hand-held sports statistics counter, as shown and described.

**DESCRIPTION**

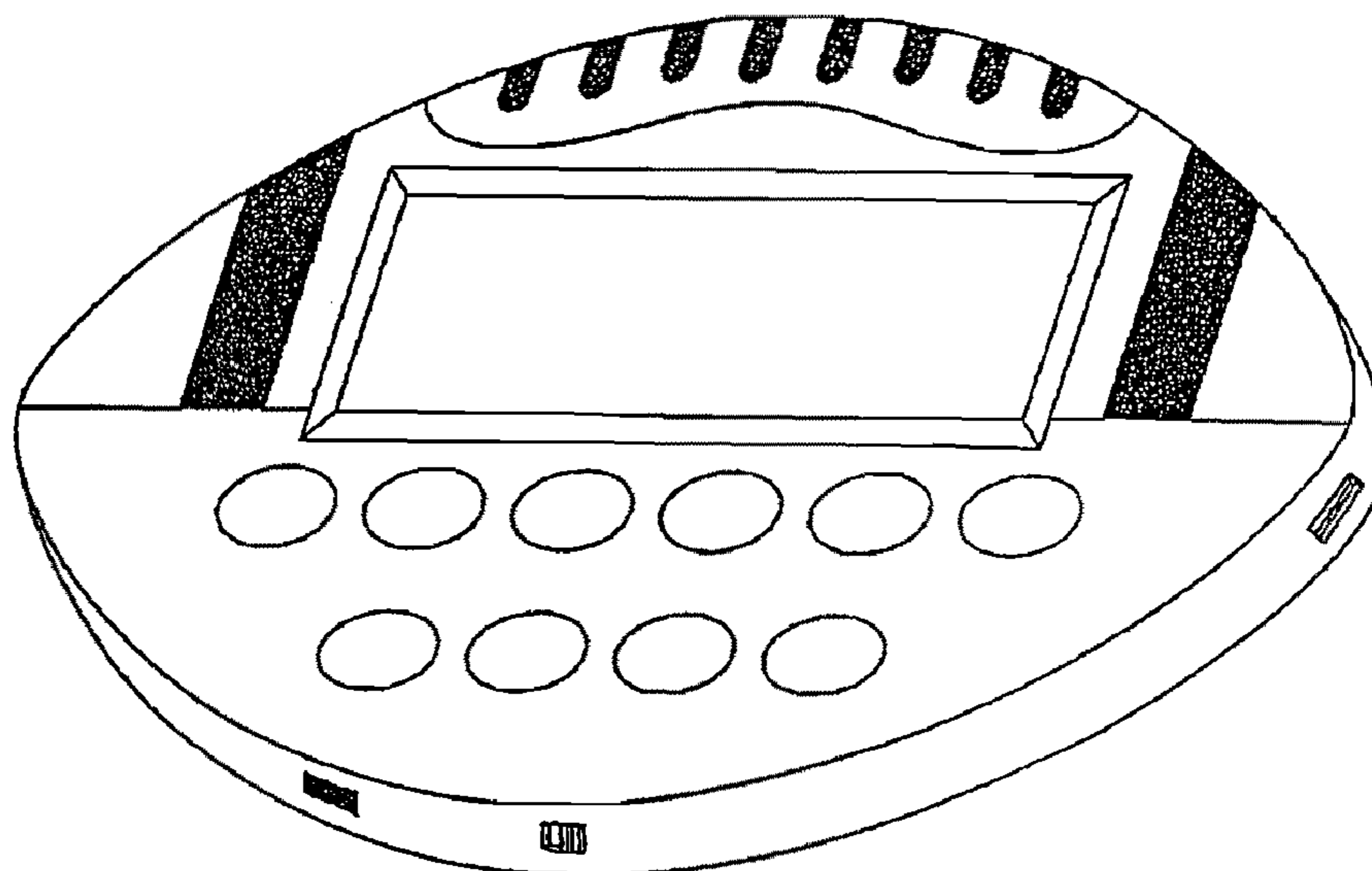
FIG. 1 is a plan view of a hand-held sports statistics counter showing my new design;

FIG. 2 is a front elevational view thereof;

FIG. 3 is a right-side elevational view thereof; and,

FIG. 4 is a top perspective view thereof.

**1 Claim, 1 Drawing Sheet**



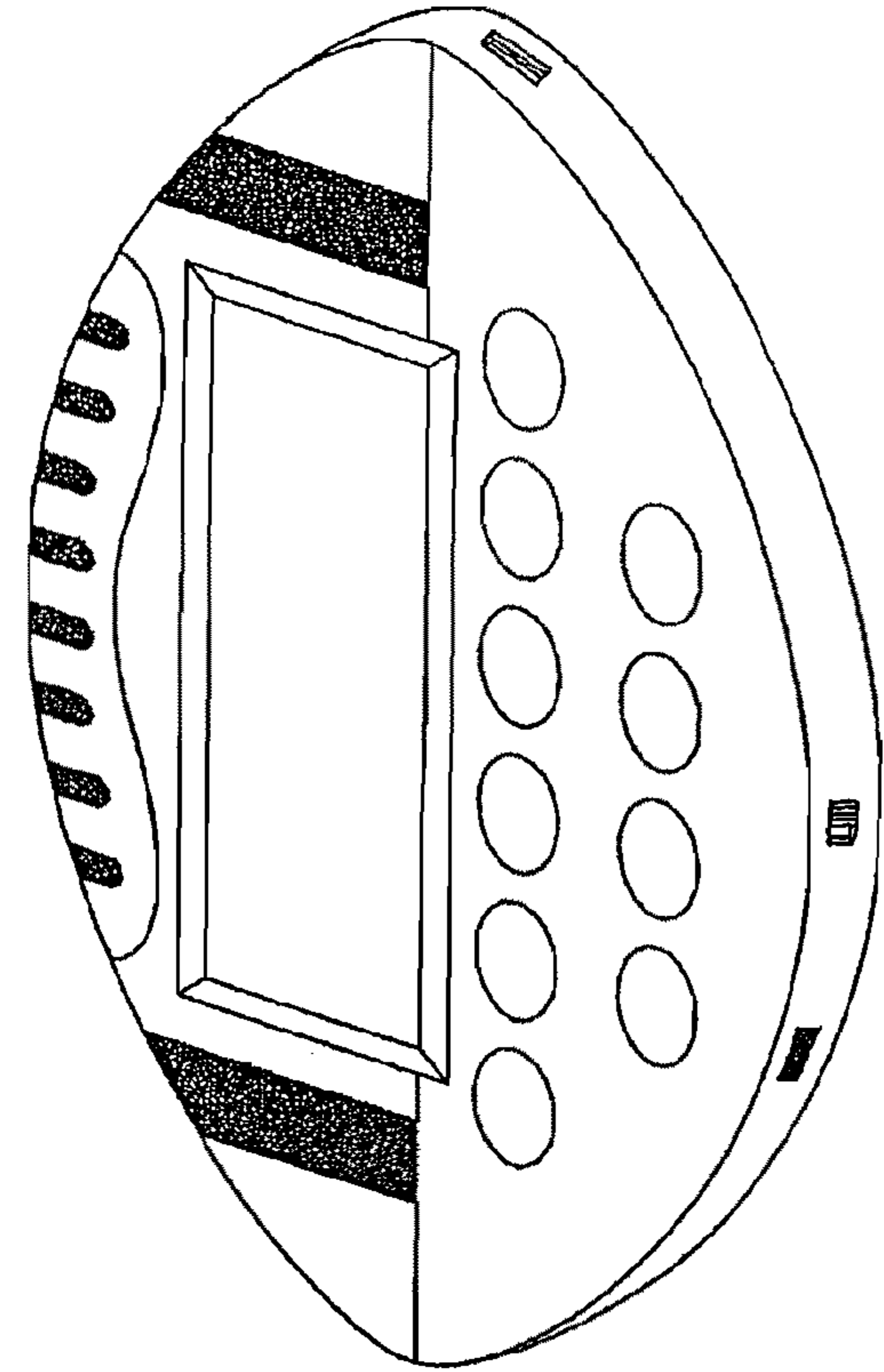


FIG. 1

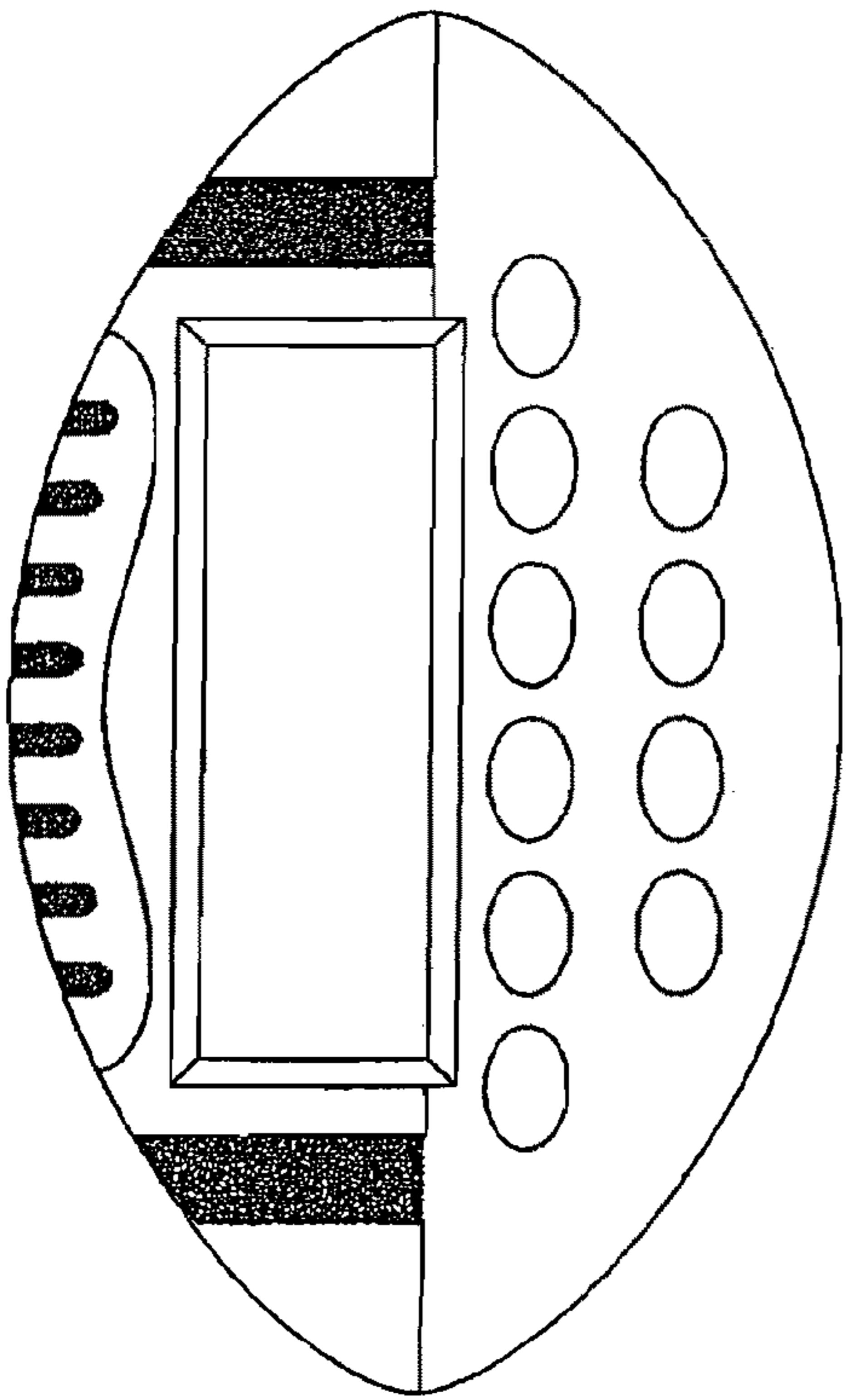


FIG. 2

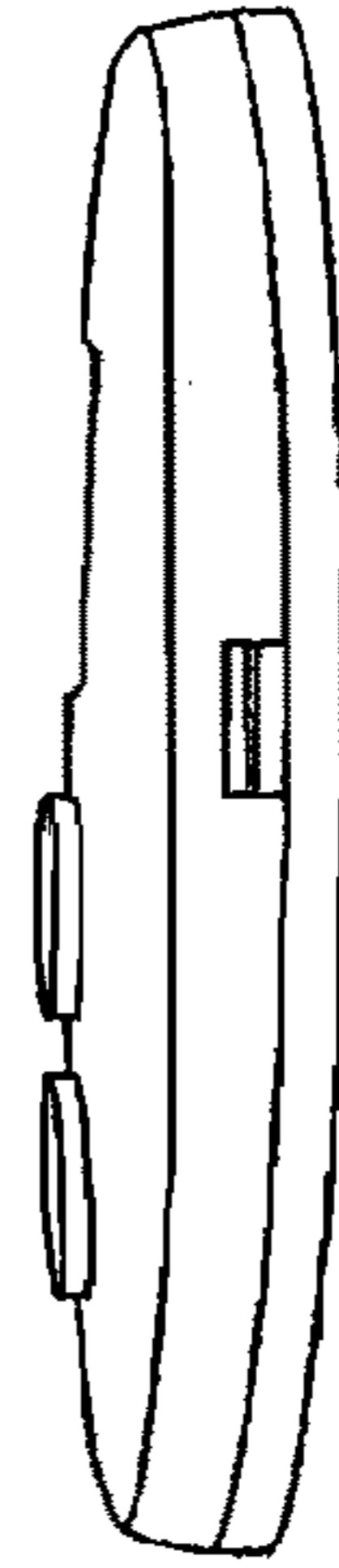


FIG. 3

FIG. 4

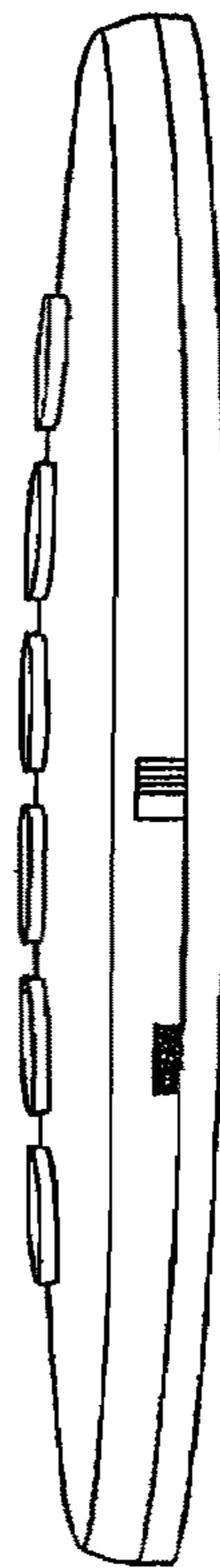


FIG. 2