



US00D596051S

(12) **United States Design Patent**
Mille

(10) **Patent No.:** **US D596,051 S**
(45) **Date of Patent:** **** Jul. 14, 2009**

(54) **WATCH-CASE**

(75) **Inventor:** **Richard Mille**, Moulins (FR)

(73) **Assignee:** **Turlen Holding SA**, Delemont (CH)

(**) **Term:** **14 Years**

(21) **Appl. No.:** **29/250,515**

(22) **Filed:** **Nov. 17, 2006**

(30) **Foreign Application Priority Data**

May 26, 2006 (WO) DM/067 848

(51) **LOC (9) Cl.** **10-02**

(52) **U.S. Cl.** **D10/38**

(58) **Field of Classification Search** D10/30-39;
368/276, 277, 281, 282, 285, 286

See application file for complete search history.

(56) **References Cited**

U.S. PATENT DOCUMENTS

D188,062	S	*	5/1960	Pretat	D10/38
D251,897	S	*	5/1979	Davidson	D10/39
D260,494	S	*	9/1981	Dinh Van	D10/39
D267,478	S	*	1/1983	Kanouï	D10/32
D268,332	S	*	3/1983	Weil	D10/32
4,506,992	A	*	3/1985	Bonnet	368/282
4,706,857	A	*	11/1987	Aellen et al.	224/164
4,855,973	A	*	8/1989	Crocco	368/282
4,855,974	A	*	8/1989	Steinmann	368/282
4,903,253	A	*	2/1990	Nikles et al.	368/282
D315,311	S	*	3/1991	Ratajski	D10/32
5,398,218	A	*	3/1995	Munnier et al.	368/282
D362,396	S	*	9/1995	Chester	D10/32
D390,791	S	*	2/1998	Kubisch	D10/39
D396,420	S	*	7/1998	Coquerel	D10/32

D416,814	S	*	11/1999	Welsh	D10/31
5,980,060	A	*	11/1999	Chien	362/103
D418,066	S	*	12/1999	Modolo	D10/393
D455,971	S	*	4/2002	Yamamoto et al.	D10/39
D456,274	S	*	4/2002	Mille	D10/30
D470,060	S	*	2/2003	Grimoldi	D10/39
D476,581	S	*	7/2003	Calvani et al.	D10/30
D501,639	S	*	2/2005	Modolo	D10/32
D505,086	S	*	5/2005	Fernandez	D10/39
D533,086	S	*	12/2006	Bedat	D10/32
D540,198	S	*	4/2007	De Witt	D10/38

* cited by examiner

Primary Examiner—Lucy Lieberman

(74) *Attorney, Agent, or Firm*—Collen IP; Donald J. Ranft

(57) **CLAIM**

The ornamental design for a watch-case, as shown and described.

DESCRIPTION

FIG. 1 is a front view of my new and ornamental design for a watch-case;

FIG. 2 is a rear view thereof;

FIG. 3 is a top view thereof;

FIG. 4 is a bottom view thereof;

FIG. 5 is a right side view thereof;

FIG. 6 is a left side view thereof;

FIG. 7 is a right side perspective view thereof; and,

FIG. 8 is a left side perspective view thereof.

The portions of the watch-case shown in broken lines form no part of the claimed design.

1 Claim, 2 Drawing Sheets

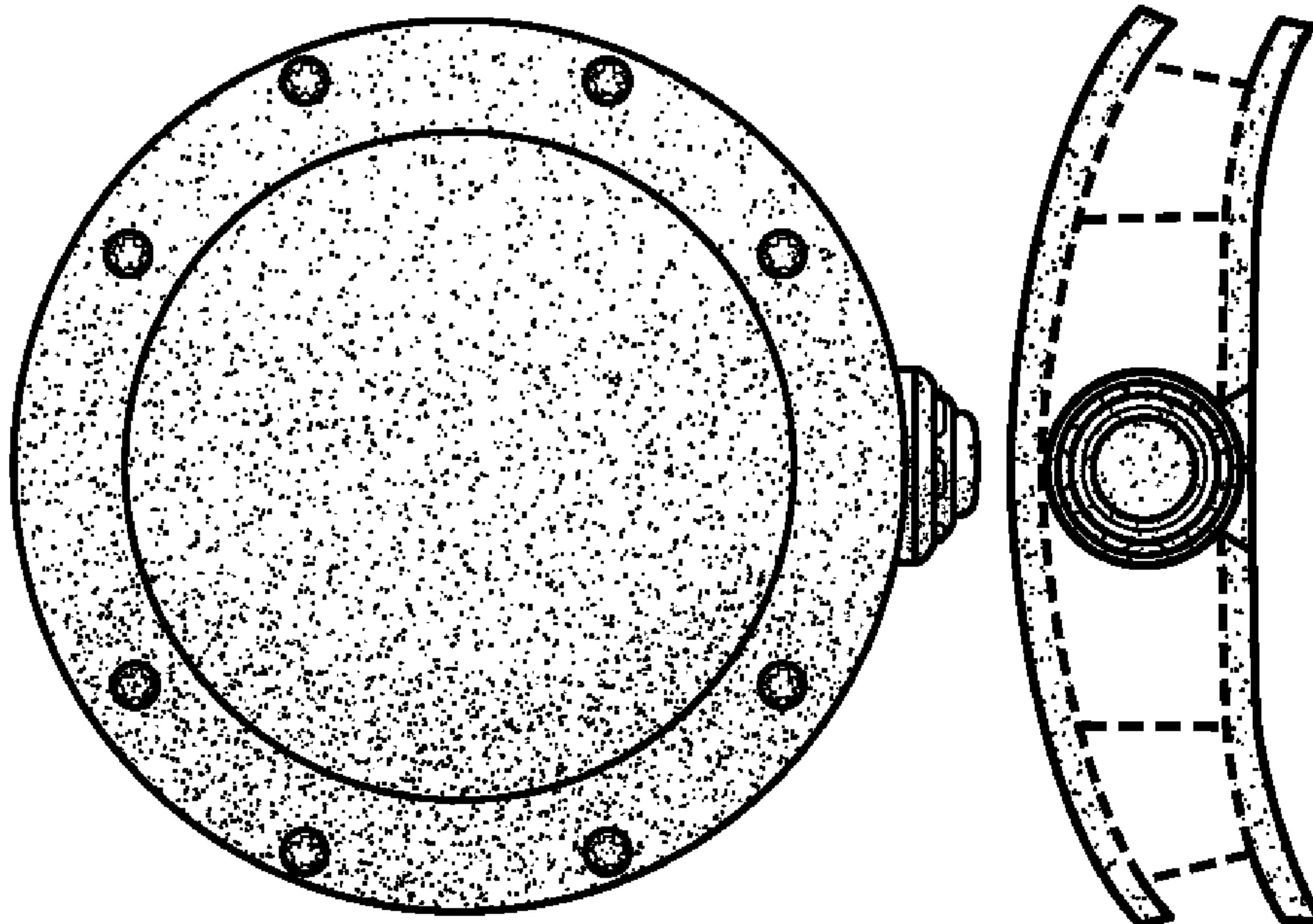


Fig. 1

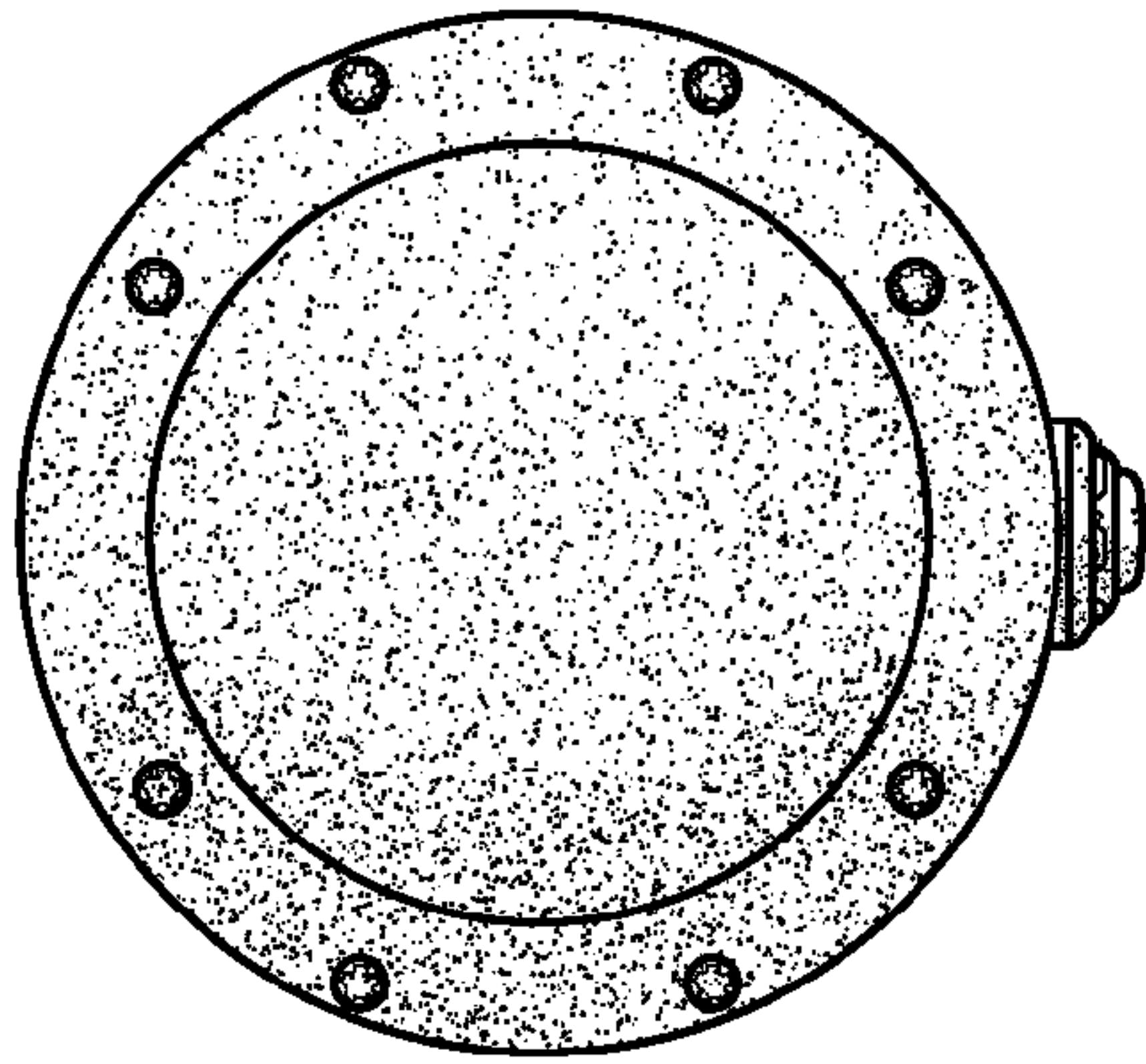


Fig. 2

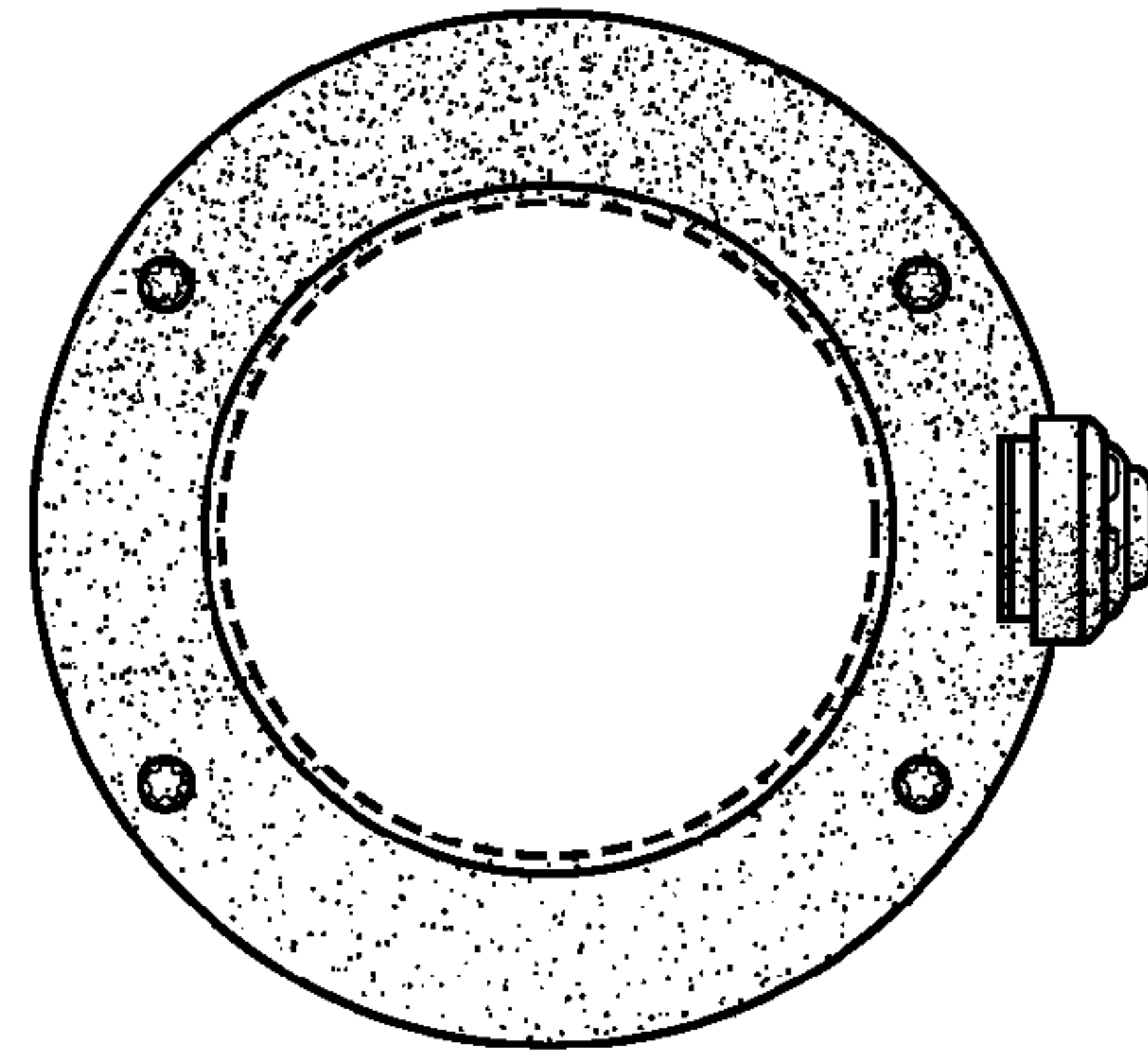


Fig. 3



Fig. 4



Fig. 5

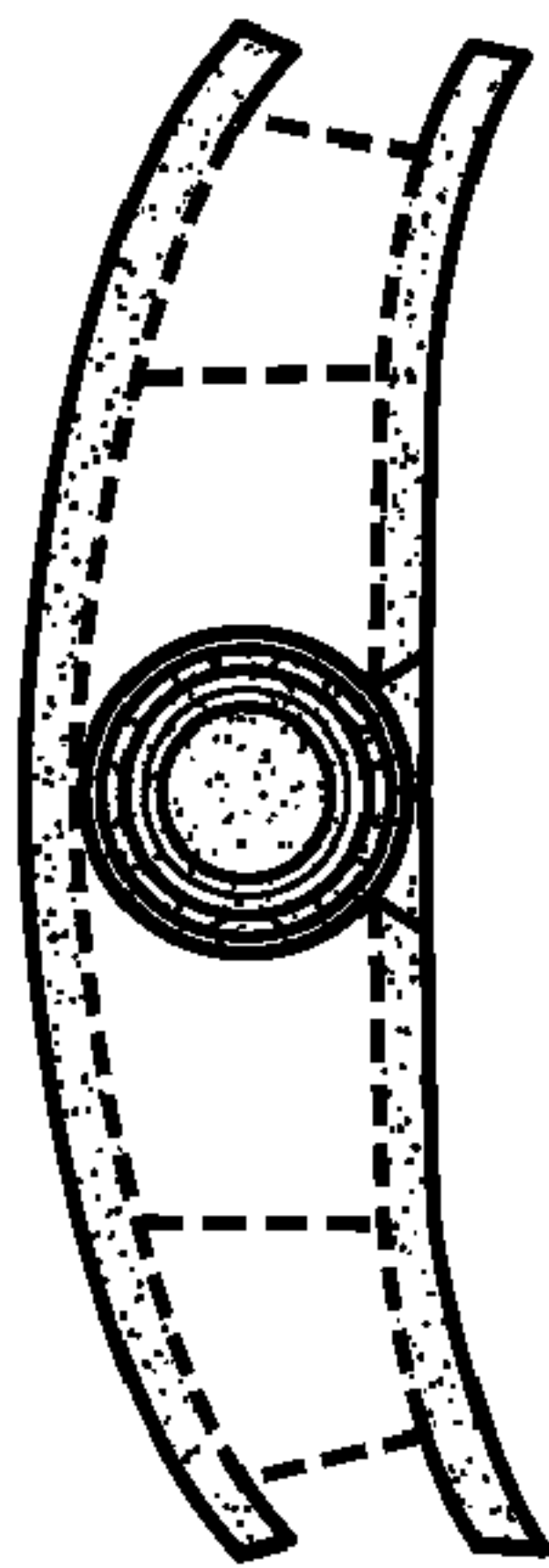


Fig. 6



Fig. 7

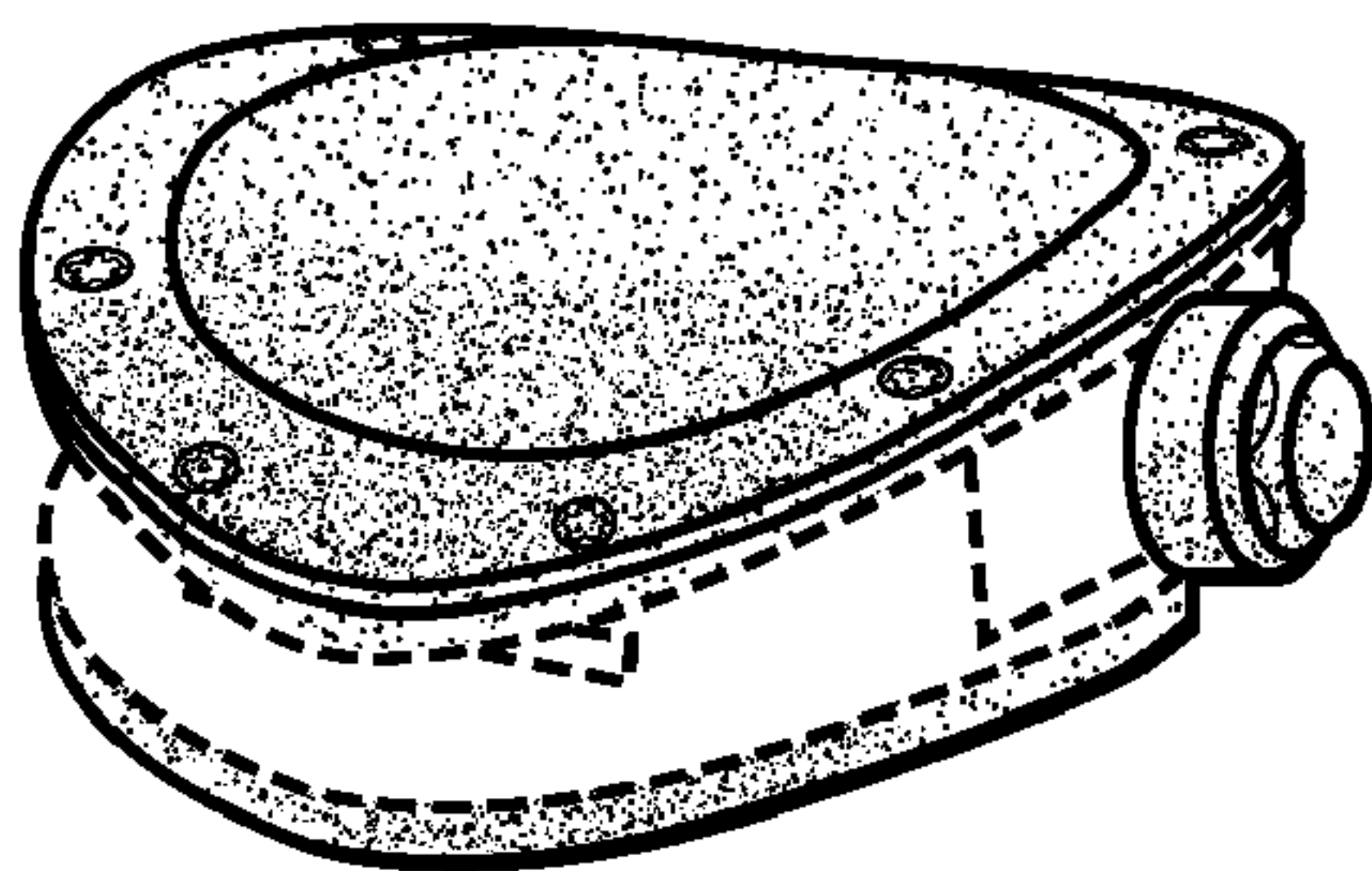


Fig. 8

