

US00D596048S

(12) **United States Design Patent**
Hayden et al.

(10) **Patent No.:** **US D596,048 S**

(45) **Date of Patent:** **** *Jul. 14, 2009**

(54) **CONTAINER BODY**

(75) Inventors: **Leo Hayden**, Fox River Grove, IL (US);
Jo Stephens, Chicago, IL (US)

(73) Assignee: **Rexam Beverage Can Company**,
Chicago, IL (US)

(*) Notice: This patent is subject to a terminal disclaimer.

(**) Term: **14 Years**

(21) Appl. No.: **29/317,087**

(22) Filed: **Apr. 22, 2008**

(51) **LOC (9) Cl.** **09-03**

(52) **U.S. Cl.** **D9/772**

(58) **Field of Classification Search** D9/500,
D9/501, 503, 504, 763, 766, 767, 772, 776,
D9/777, 778, 779, 780; 215/253–258, 273,
215/274; 220/62.12, 254.1, 258.3, 259.3,
220/269, 288, 304, 608, 620, 634, 644, 771,
220/906

See application file for complete search history.

(56) **References Cited**

U.S. PATENT DOCUMENTS

1,443,682 A	1/1923	Gueritey	
1,621,487 A	3/1927	Aulbach	
2,195,257 A	3/1940	Paris	
2,337,616 A	12/1943	McManus et al.	
D246,229 S	11/1977	Saunders	
4,058,998 A	11/1977	Franek et al.	
D271,281 S *	11/1983	Abbott et al.	D9/772
D271,854 S *	12/1983	Berry	D9/772
4,441,354 A	4/1984	Bodega	
D275,834 S *	10/1984	Slade	D9/772

4,512,172 A	4/1985	Abbott et al.	
4,643,330 A	2/1987	Kennedy	
D290,811 S *	7/1987	Cleveland, Jr.	D9/779
4,844,270 A	7/1989	Coffman	
4,892,214 A	1/1990	Hamaguchi et al.	
D319,580 S *	9/1991	Cassai et al.	D9/772
5,052,576 A	10/1991	Budenbender	
5,061,140 A	10/1991	Hamaguchi et al.	
D327,218 S *	6/1992	Nickerson	D9/772
5,135,124 A	8/1992	Wobser	
5,190,181 A	3/1993	Budenbender	
5,293,765 A	3/1994	Nussbaum-Pogacnik	

(Continued)

FOREIGN PATENT DOCUMENTS

BE 376464 11/1931

(Continued)

Primary Examiner—Stella M Reid
Assistant Examiner—Shanda C Hill
(74) *Attorney, Agent, or Firm*—Ungaretti & Harris LLP

(57) **CLAIM**

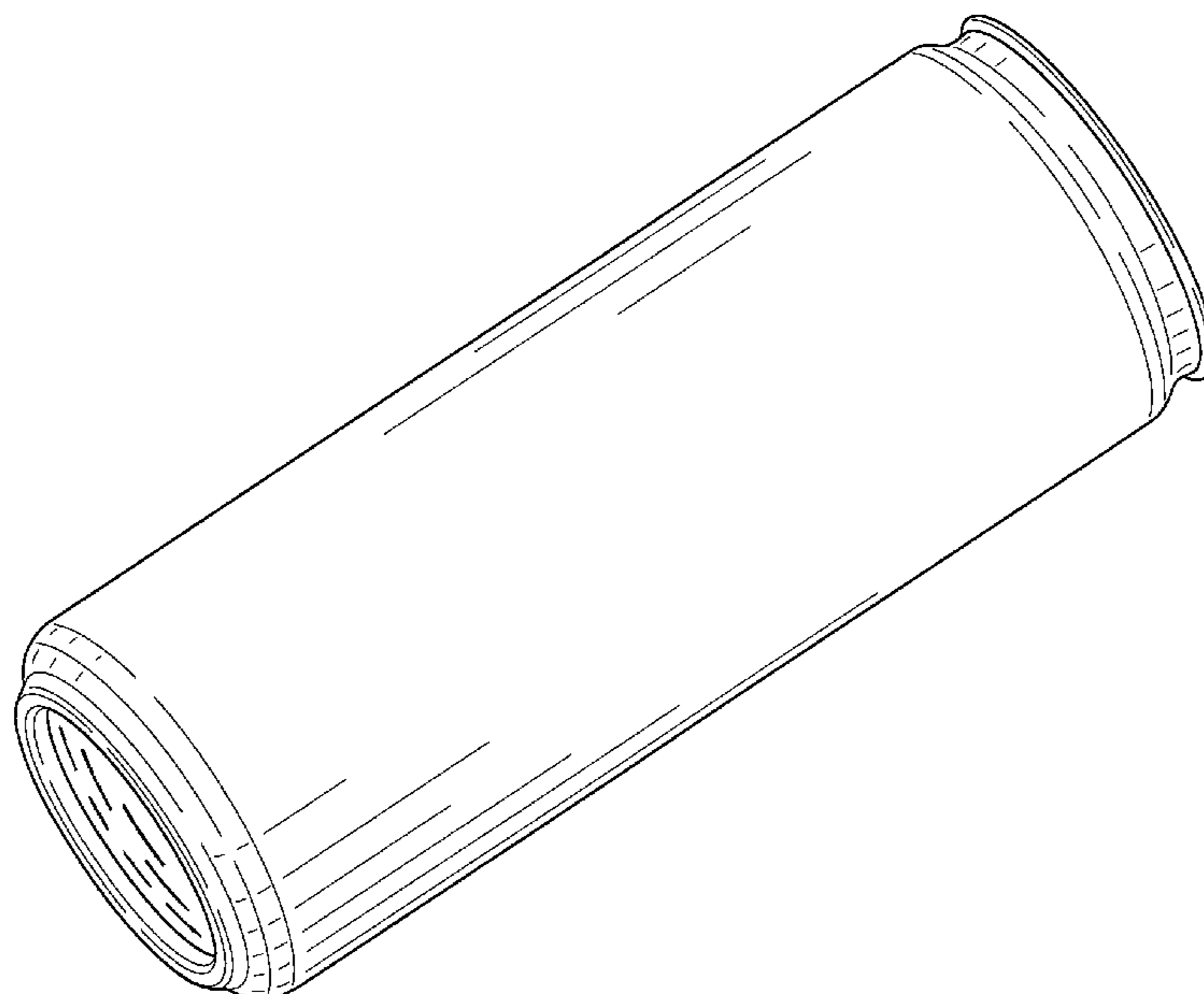
We claim the ornamental design for a container body, as shown and described.

DESCRIPTION

FIG. 1 is a perspective view of the present invention;
FIG. 2 is a side view of the present invention;
FIG. 3 is a top view of the present invention; and,
FIG. 4 is a bottom view of the present invention.

The broken lines shown in the drawing disclosure are for illustrative purposes only and form no part of the claimed design.

1 Claim, 2 Drawing Sheets



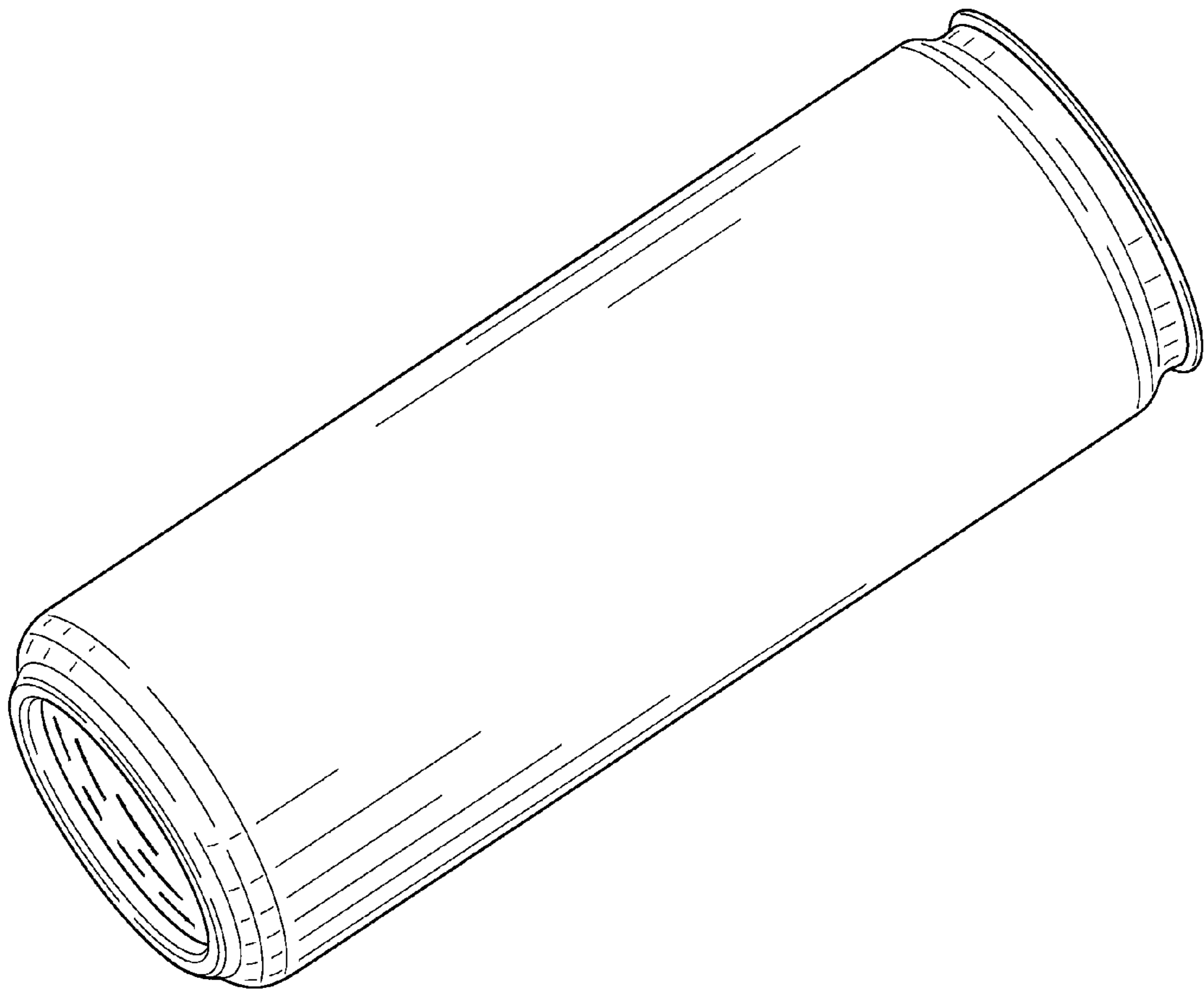


FIG. 1




FIG. 2

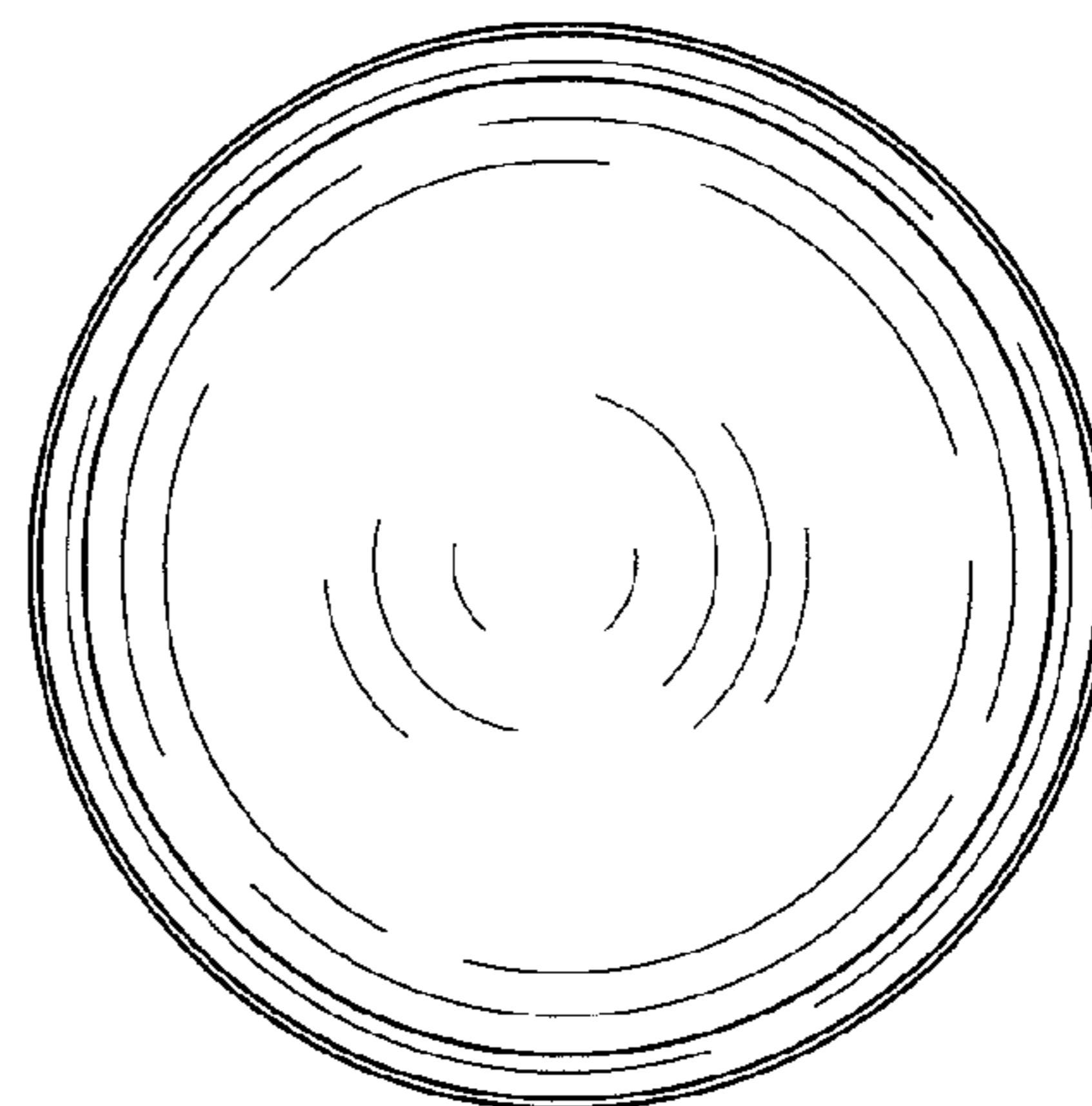


FIG. 3

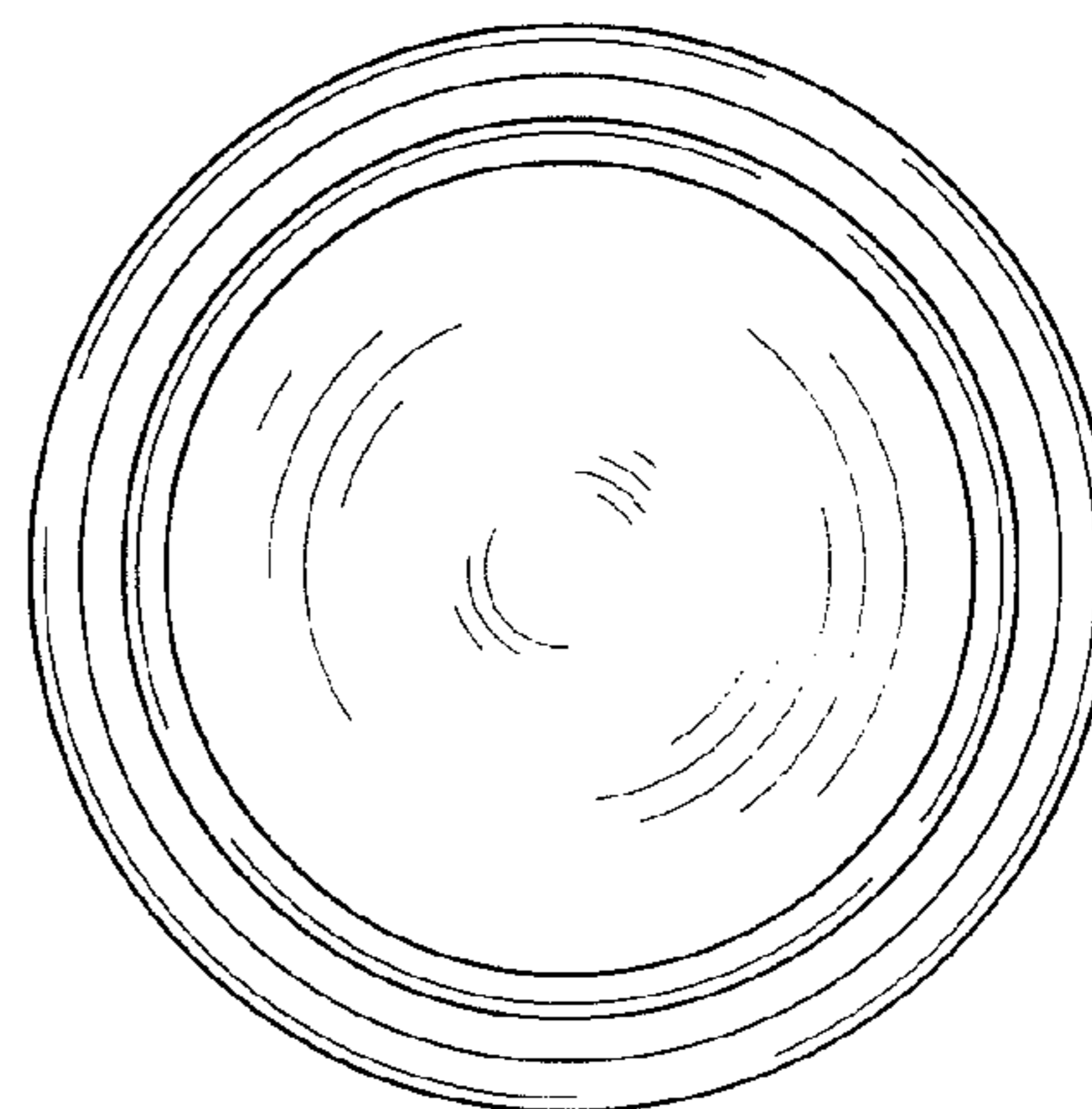


FIG. 4