



US00D596041S

(12) **United States Design Patent**
Ohtake

(10) **Patent No.:** **US D596,041 S**
(45) **Date of Patent:** **** Jul. 14, 2009**

(54) **BOTTLE**

(76) **Inventor:** **Tomie Ohtake**, Rua Antonio de Macedo
Soares, 1800, Sao Paulo (BR)

(**) **Term:** **14 Years**

(21) **Appl. No.:** **29/276,340**

(22) **Filed:** **Jan. 23, 2007**

(30) **Foreign Application Priority Data**

Jul. 24, 2006 (BR) DI6602868-0

(51) **LOC (9) Cl.** **09-01**

(52) **U.S. Cl.** **D9/687**

(58) **Field of Classification Search** D9/682-694,
D9/516-575; 215/376, 377, 379; 220/662,
220/665, 669, 605, 630

See application file for complete search history.

(56) **References Cited**

U.S. PATENT DOCUMENTS

D44,881	S	*	11/1913	Alexander et al.	D9/560
D50,011	S	*	12/1916	Bell	D9/529
1,545,480	A	*	7/1925	Boyle	222/211
D86,841	S	*	4/1932	Joseph	D9/529
D106,667	S	*	10/1937	Joseph	D9/529
D140,772	S	*	4/1945	Misuraca	D9/652
D271,082	S	*	10/1983	Jackson	D9/651
D302,385	S	*	7/1989	Weiler	D9/529
D305,617	S	*	1/1990	Hayman et al.	D9/651
D308,634	S	*	6/1990	Dinand	D9/544
D314,143	S	*	1/1991	Dinand	D9/544
D325,698	S	*	4/1992	Cavazza	D9/544
D328,865	S	*	8/1992	Crawford et al.	D9/529

D338,835	S	*	8/1993	Mansau	D9/567
5,261,570	A	*	11/1993	Hippely et al.	222/212
D352,903	S	*	11/1994	Hogan	D9/520
2002/0050482	A1	*	5/2002	Kamdar et al.	215/379
2006/0043057	A1	*	3/2006	Shawn	215/379

* cited by examiner

Primary Examiner—Catherine Tuttle

(74) *Attorney, Agent, or Firm*—Kaplan Ward & Patel, LLC;
Sandra M. Sovinski

(57) **CLAIM**

The ornamental design for the bottle, as shown and described.

DESCRIPTION

FIG. 1 is a front and left side perspective view of the bottle showing my new design;

FIG. 2 is a front perspective view thereof;

FIG. 3 is a front and right side perspective view thereof;

FIG. 4 is a rear perspective view thereof;

FIG. 5 is a rear and left side perspective view thereof;

FIG. 6 is a right side perspective view thereof;

FIG. 7 is a left side perspective view thereof;

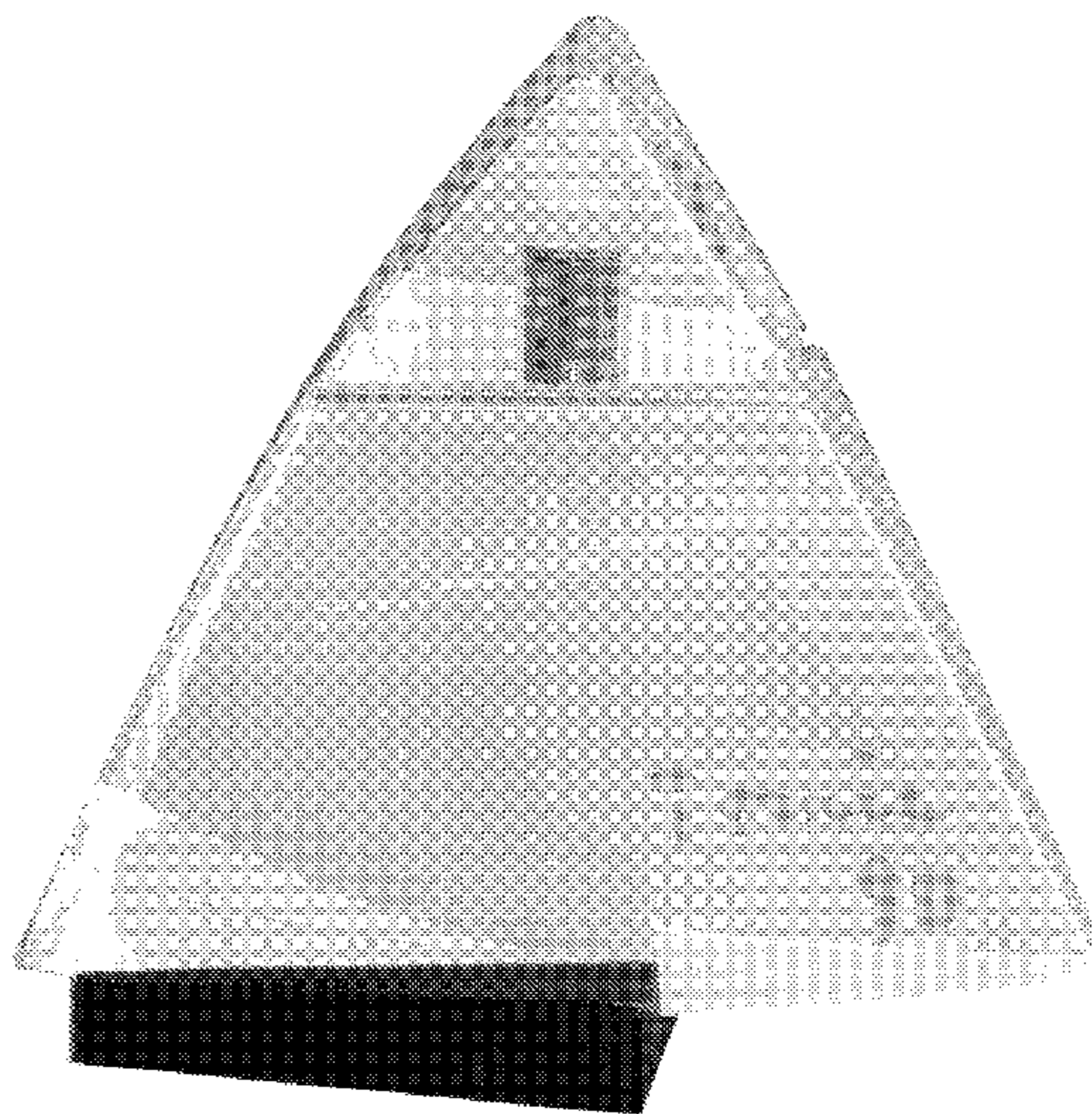
FIG. 8 is a perspective view similar to FIG. 1 but showing the cap in a reversed position;

FIG. 9 is a view of the opposite side of FIG. 8;

FIG. 10 is a rear and right side perspective view showing the cap in a twisted position; and,

FIG. 11 is a perspective showing the cap and bottle separated to disclose the portion underlying the cap.

1 Claim, 11 Drawing Sheets



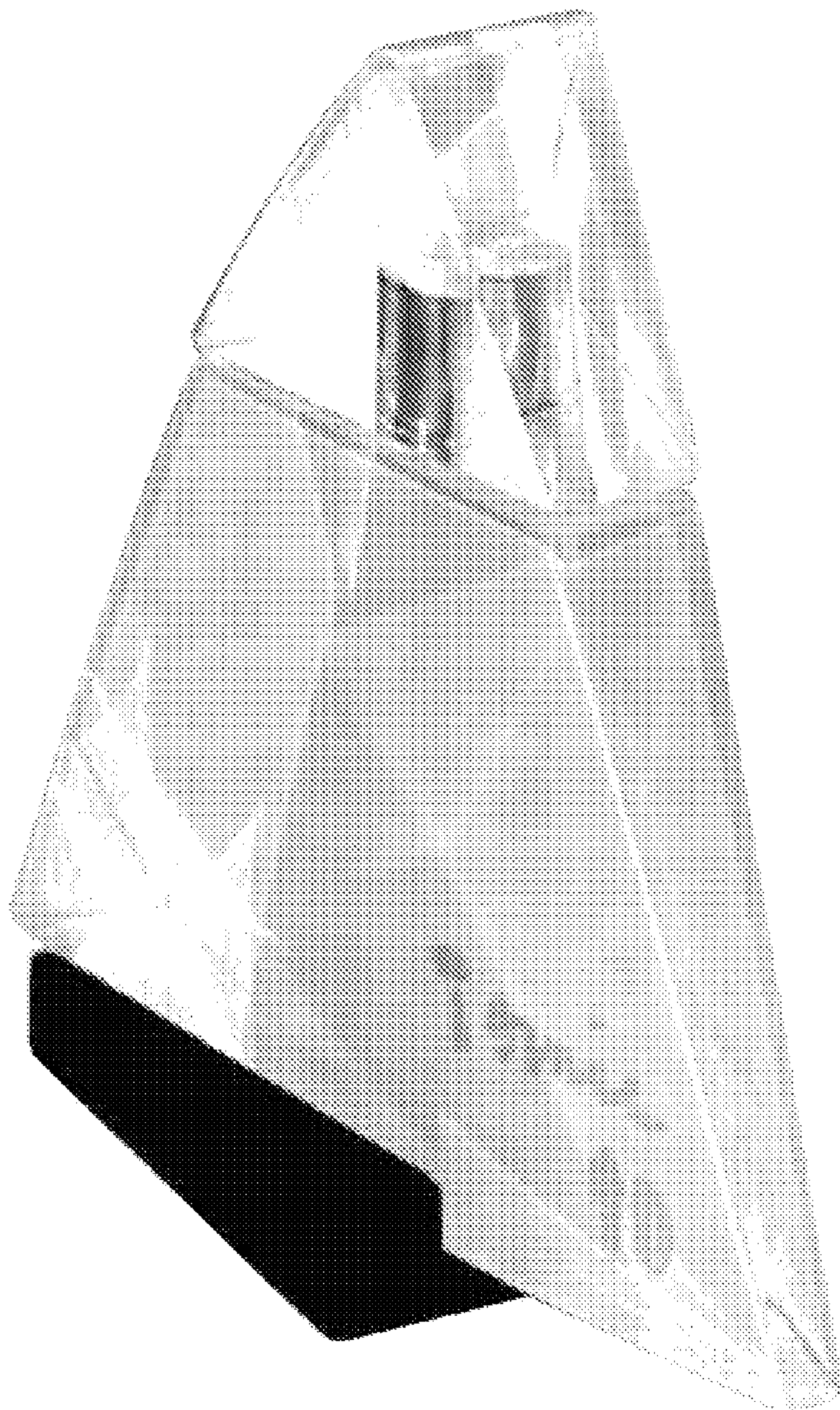


Fig. 1



Fig.2




Fig. 3




Fig. 4




Fig. 5




Fig. 6




Fig. 7

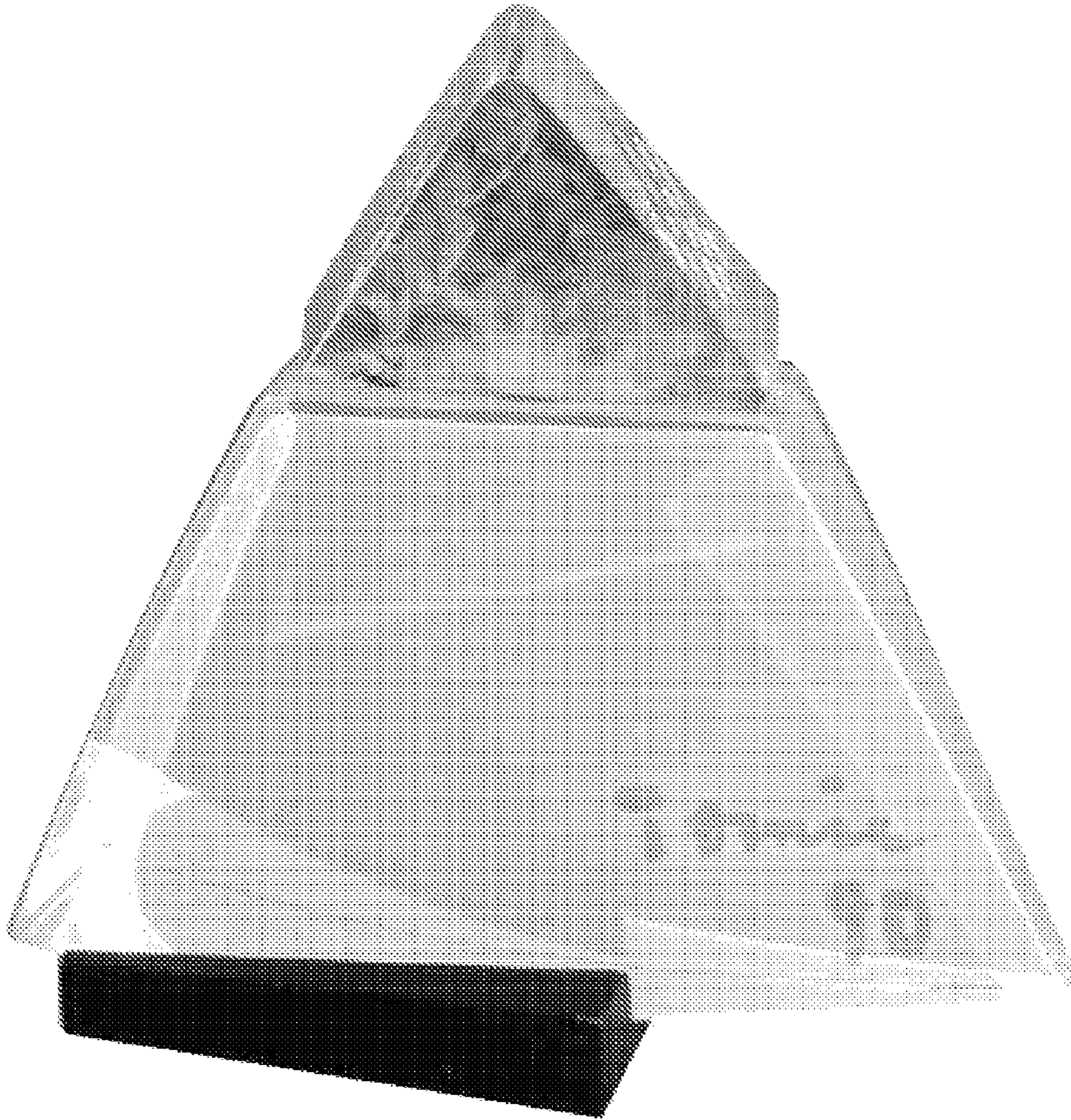


Fig. 8




Fig.9




Fig. 10




Fig.11