



US00D596034S

(12) **United States Design Patent**
Rauschert

(10) **Patent No.:** **US D596,034 S**
(45) **Date of Patent:** **** Jul. 14, 2009**

(54) **COSMETIC CONTAINER**

(75) Inventor: **Jochen Rauschert**, Coburg (DE)

(73) Assignee: **Geka Brush GmbH**,
Bechhofen-Waizendorf (DE)

(**) Term: **14 Years**

(21) Appl. No.: **29/279,829**

(22) Filed: **May 8, 2007**

(30) **Foreign Application Priority Data**

Nov. 8, 2006 (EM) 000617782-0001

(51) **LOC (9) Cl.** **09-01**

(52) **U.S. Cl.** **D9/521; D9/454; D9/745;**
D28/76

(58) **Field of Classification Search** D9/516,
D9/520, 521, 529, 532, 534, 560, 561, 738,
D9/743-747, 439, 454; D4/114, 116; D23/366-369;
D24/117, 121, 224; D30/117, 128; D22/120,
D22/122, 125; D28/76, 77, 88, 89; 239/44;
215/10, 382-384

See application file for complete search history.

(56) **References Cited**

U.S. PATENT DOCUMENTS

D149,400 S * 4/1948 Brio D9/521
D247,310 S * 2/1978 Safianoff D24/117
D250,090 S * 10/1978 Strang et al. D9/545
D253,722 S * 12/1979 Allen D24/224
D259,440 S * 6/1981 Martin et al. D24/224
D261,615 S * 11/1981 Kaufmann D9/521 X

D262,606 S * 1/1982 Kaufmann D9/521
D271,285 S * 11/1983 Lauren D9/454
D277,324 S * 1/1985 Davey D28/77
D287,570 S * 1/1987 Olsen D24/224
5,384,096 A * 1/1995 Burns 422/102
5,660,301 A * 8/1997 Kaplowitz 215/398 X
5,948,365 A * 9/1999 Macy et al. 422/102
D445,908 S * 7/2001 Conway D24/224
D450,888 S * 11/2001 Breidenbach et al. D28/76
D491,692 S * 6/2004 Schlatter D28/76
D512,918 S * 12/2005 Ruiz D9/520
D551,980 S * 10/2007 Meyer D9/516
D570,545 S * 6/2008 Althoff et al. D28/76
D574,711 S * 8/2008 Lederman et al. D9/521

* cited by examiner

Primary Examiner—Carol Rademaker

(74) *Attorney, Agent, or Firm*—Browdy and Neimark,
P.L.L.C.

(57) **CLAIM**

The ornamental design for a cosmetic container, as shown and described.

DESCRIPTION


FIG. 1 is a left side view of a cosmetic container showing my new design;

FIG. 2 is a front elevational view thereof;

FIG. 3 is a top, rear, and right side perspective view thereof; and,

FIG. 4 is a top plan view thereof, shown at an enlarged scale for clarity.

1 Claim, 4 Drawing Sheets






FIG. 1




FIG. 2

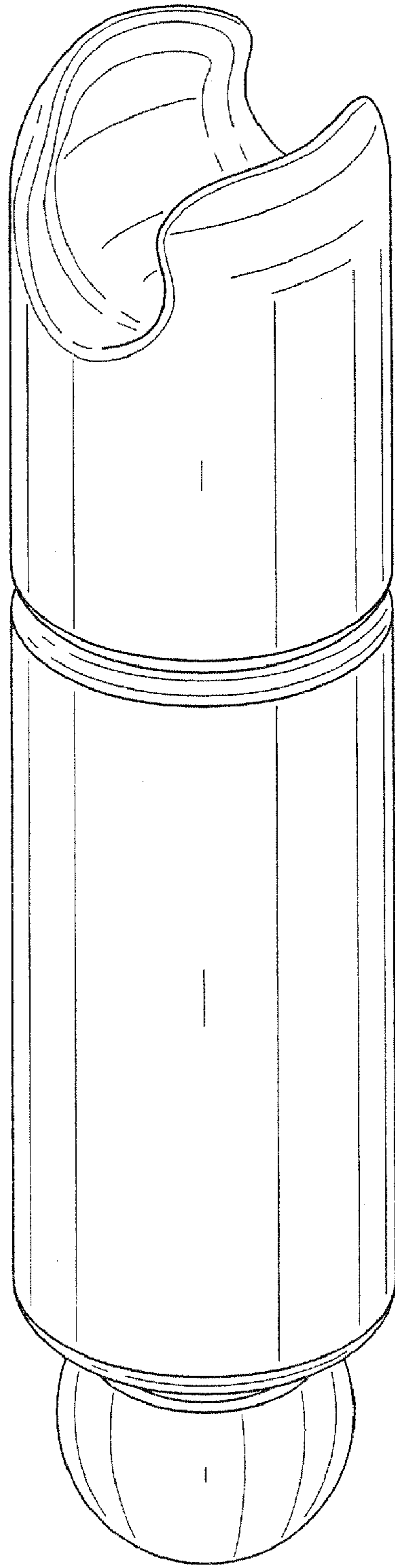


FIG. 3

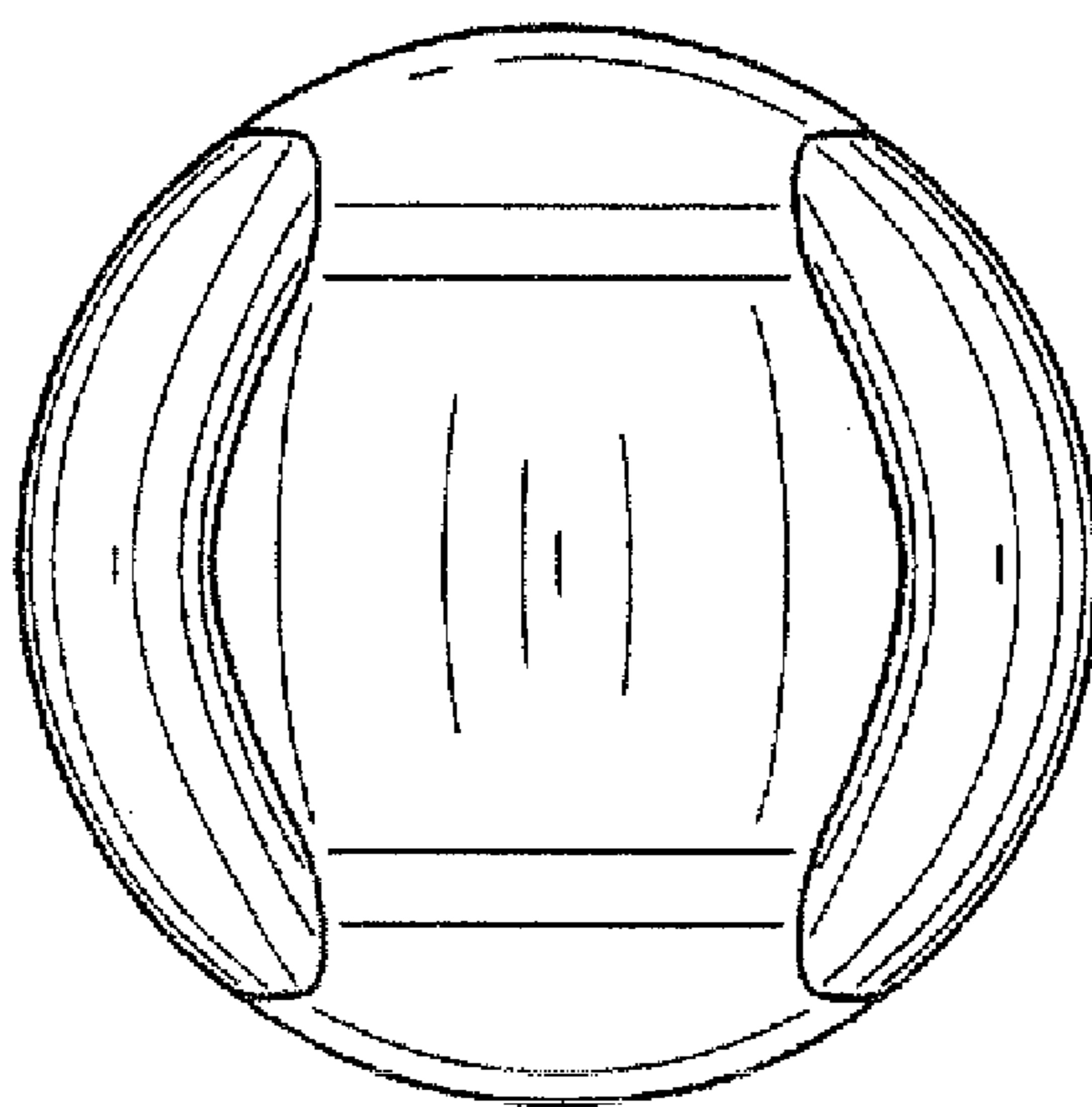


FIG. 4