



US00D596022S

(12) **United States Design Patent**  
**van den Berg**

(10) **Patent No.:** **US D596,022 S**

(45) **Date of Patent:** **\*\* Jul. 14, 2009**

(54) **PACKAGE**

(75) Inventor: **Martin van den Berg**, Oud-Beijerland (NL)

(73) Assignee: **Vandenberg Special Products B.V.**, Oud-Beijerland (NL)

(\*\*) Term: **14 Years**

(21) Appl. No.: **29/321,682**

(22) Filed: **Jul. 22, 2008**

(51) **LOC (9) Cl.** ..... **09-03**

(52) **U.S. Cl.** ..... **D9/416; D9/712; D9/433**

(58) **Field of Classification Search** ..... D9/695, D9/711, 712, 414-416, 418, 430-433; 206/423, 206/822; 229/100, 103.2, 117.12, 201, 183-185, 229/4.5, 5.5, 93, 404, 822, 926  
See application file for complete search history.

(56) **References Cited**

**U.S. PATENT DOCUMENTS**

2,207,003	A *	7/1940	Dunlap	.....	229/4.5
2,670,129	A *	2/1954	Baxter et al.	.....	229/93
2,723,643	A *	11/1955	Weiss	.....	116/306
3,232,469	A *	2/1966	Piazz	.....	215/251
3,924,795	A *	12/1975	Smith	.....	229/4.5
5,002,189	A *	3/1991	Sahi	.....	229/123.2
D325,168	S *	4/1992	Dlabac	.....	D9/431
D402,197	S *	12/1998	Poulin	.....	D9/712

5,979,745	A *	11/1999	Surlina	.....	229/106
6,176,420	B1 *	1/2001	Sarson et al.	.....	229/128
6,758,390	B2 *	7/2004	Sarson et al.	.....	229/128
D495,209	S *	8/2004	Tranfaglia et al.	.....	D7/512
D502,364	S *	3/2005	Chan	.....	D7/511
2004/0211823	A1 *	10/2004	Sarson et al.	.....	229/128

\* cited by examiner

*Primary Examiner*—Catherine Tuttle

(74) *Attorney, Agent, or Firm*—Honigman Miller Schwartz & Cohn LLP

(57) **CLAIM**

The ornamental design for a package, as shown and described.

**DESCRIPTION**

FIG. 1 is a top, front and right perspective view of a package showing my new design;

FIG. 2 is a front view of the package of FIG. 1;

FIG. 3 is a rear view of the package of FIG. 1;

FIG. 4 is a right side view of the package of FIG. 1;


FIG. 5 is a left side view of the package of FIG. 1;

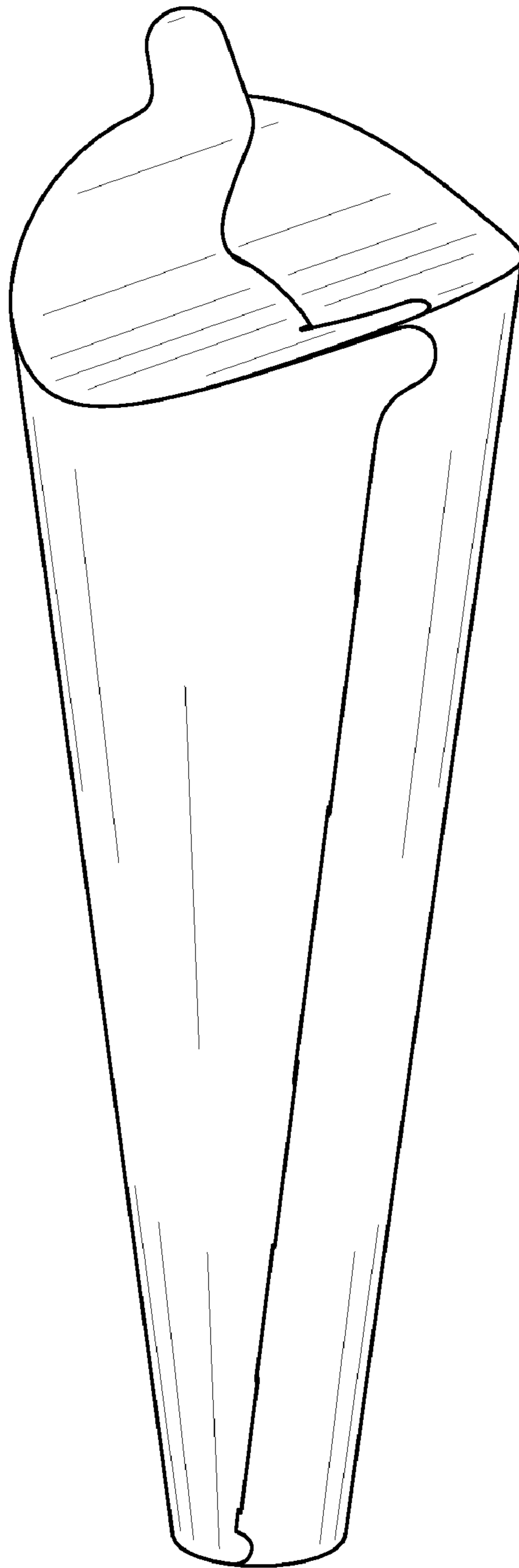
FIG. 6 is a top plan view of the package of FIG. 1;

FIG. 7 is a bottom plan view of the package of FIG. 1; and,

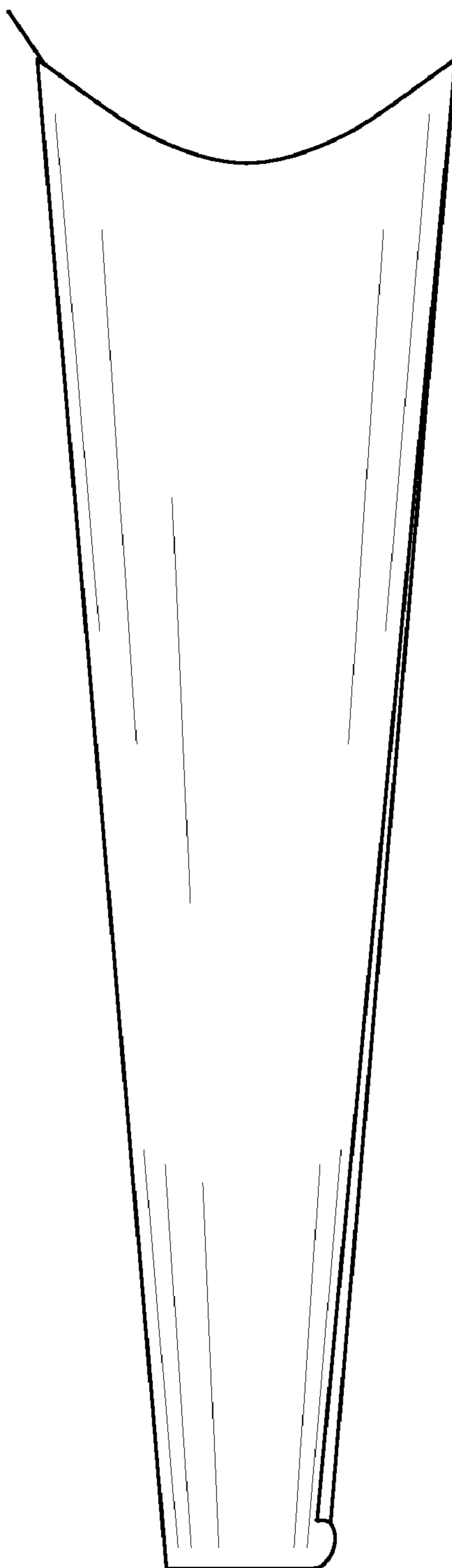
FIG. 8 is an top plan view of the package of FIG. 1 in an unfolded position.

**1 Claim, 7 Drawing Sheets**

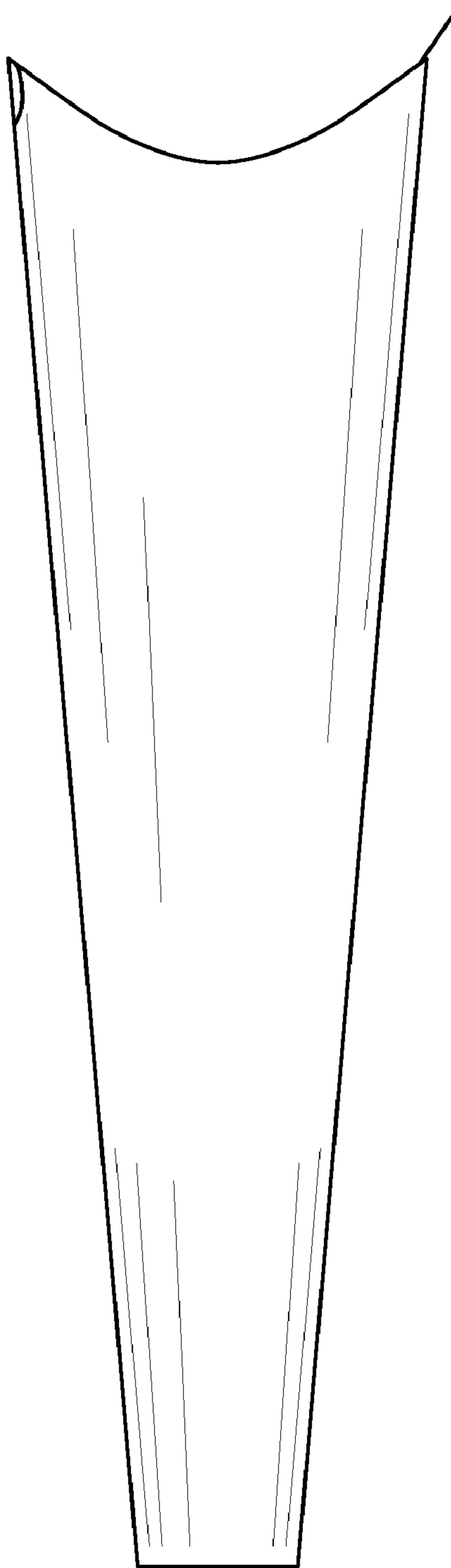




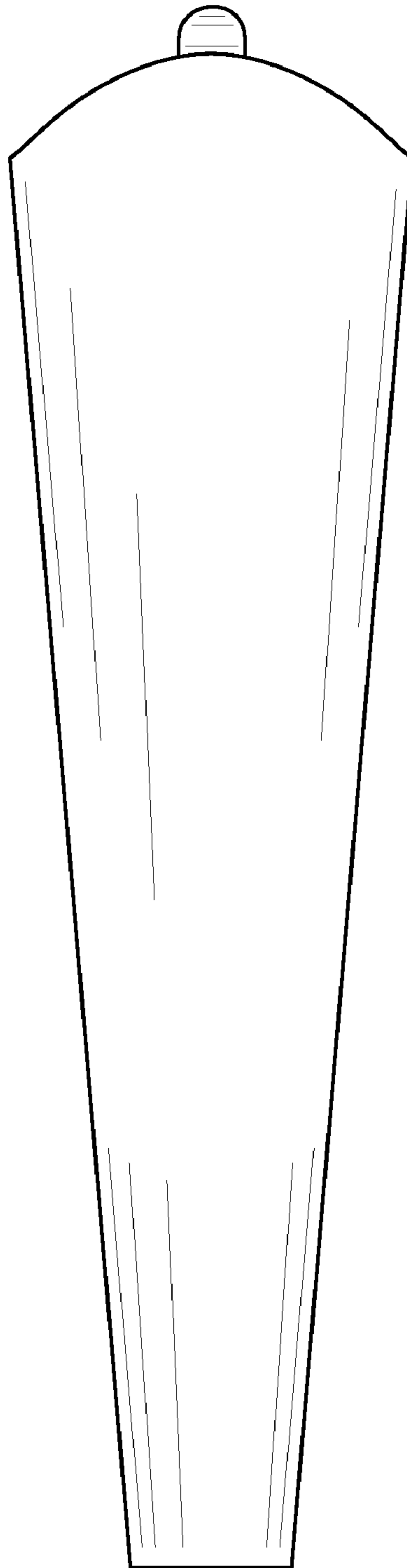
**FIG. 1**



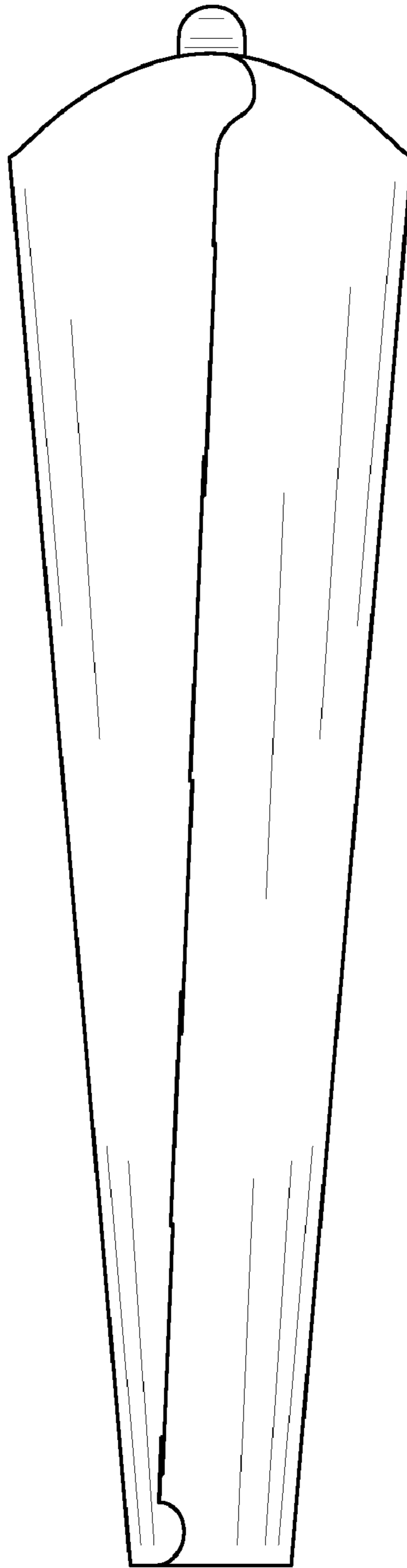
**FIG. 2**



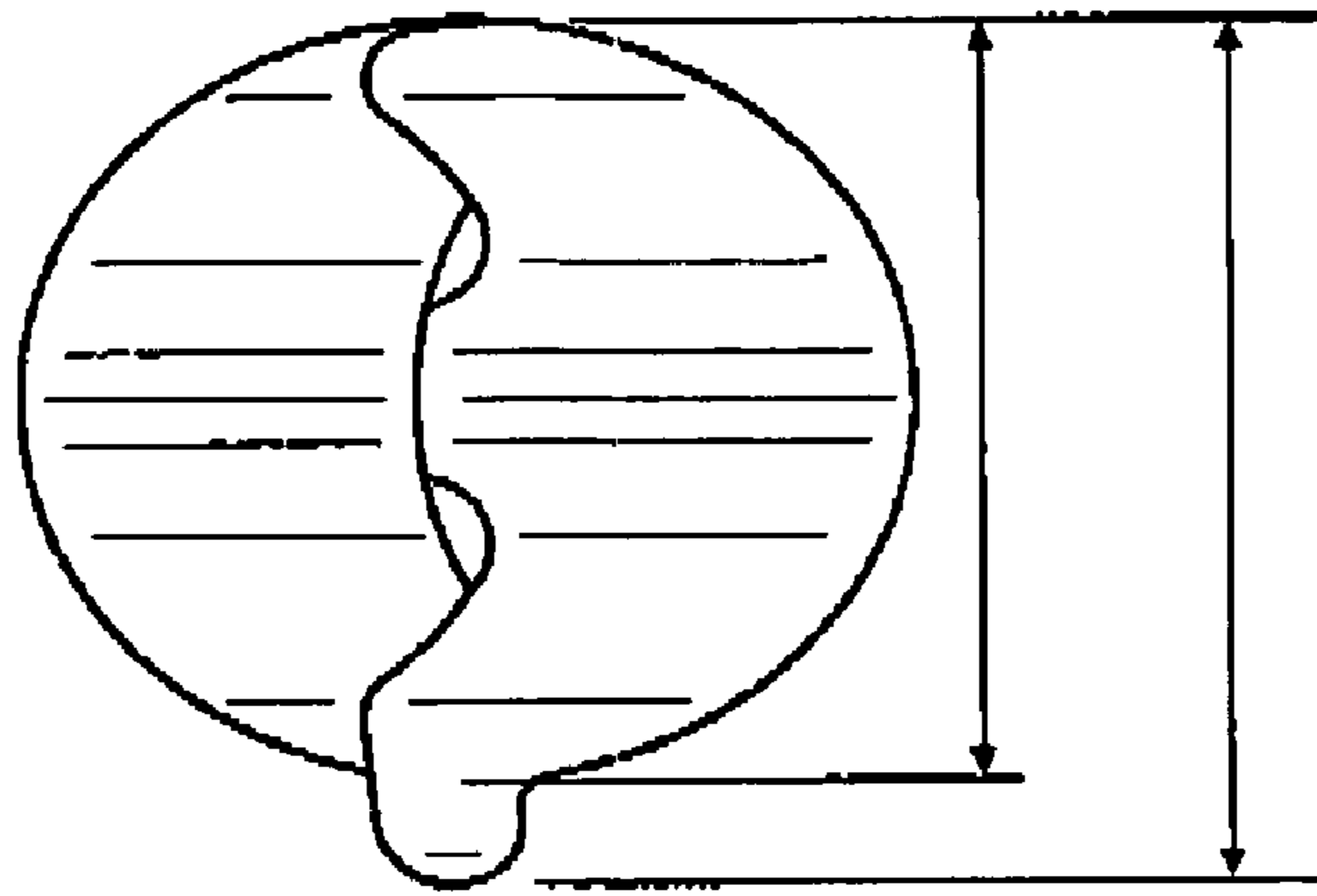
**FIG. 3**



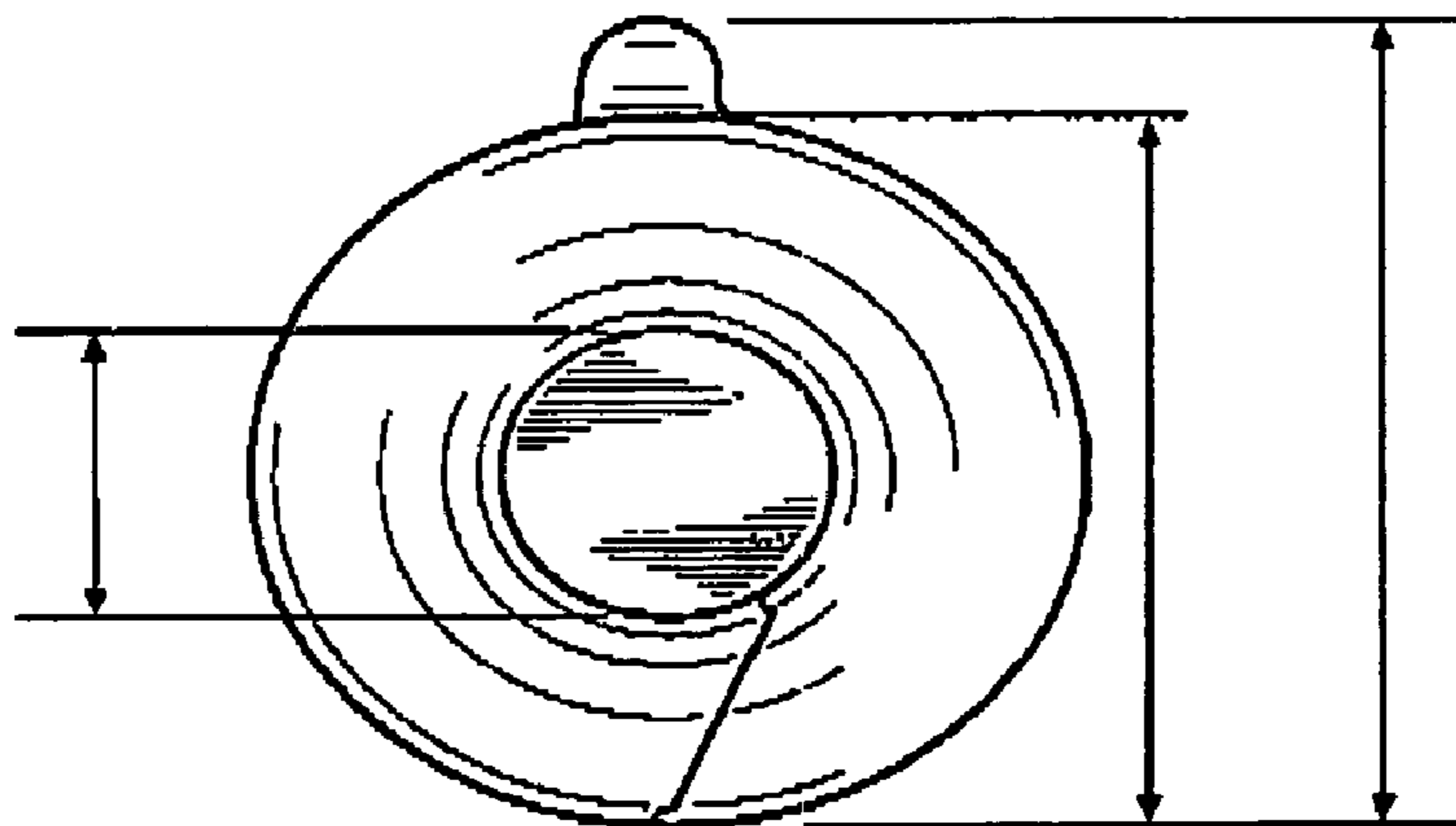
**FIG. 4**



**FIG. 5**



**FIG. 6**



**FIG. 7**

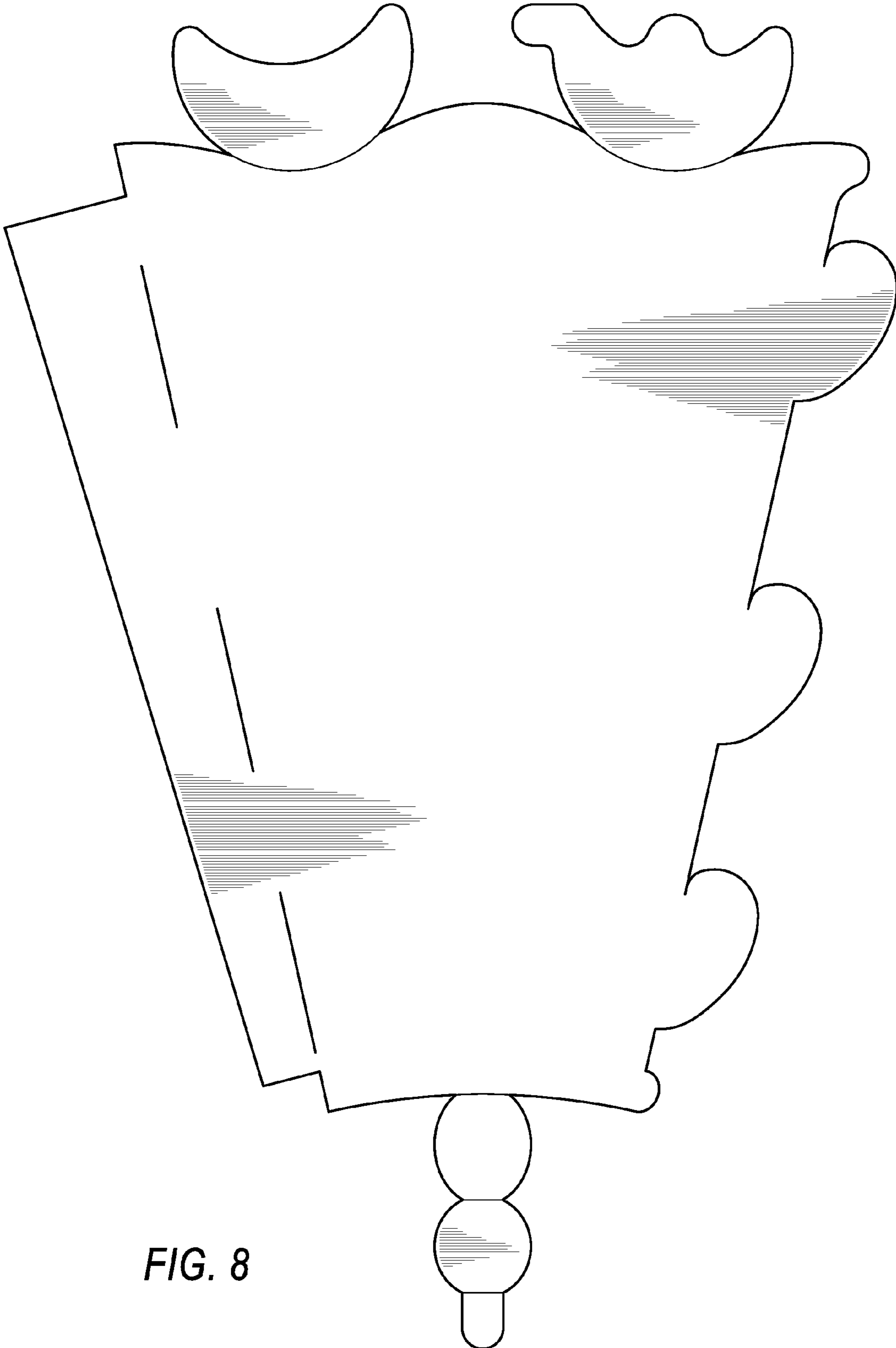


FIG. 8