



US00D596008S

(12) **United States Design Patent**
Aiyar et al.

(10) **Patent No.:** **US D596,008 S**
(45) **Date of Patent:** **** Jul. 14, 2009**

(54) **NAIL HOLDER**

(76) Inventors: **Sanjay Aiyar**, 2 Flagstone, #656, Irvine, CA (US) 92606; **Robert Palmer**, 11825 E. 168th St., Artesia, CA (US) 90701

(**) Term: **14 Years**

(21) Appl. No.: **29/308,838**

(22) Filed: **Jul. 11, 2008**

(51) **LOC (9) Cl.** **08-05**

(52) **U.S. Cl.** **D8/71**

(58) **Field of Classification Search** D8/14,
D8/16, 70, 71, 75; D15/140; 81/44; 294/25;
227/127

See application file for complete search history.

(56) **References Cited**

U.S. PATENT DOCUMENTS

612,833 A	10/1898	Dexter	
2,878,476 A *	3/1959	Auchard	81/44
3,338,279 A *	8/1967	Kruttschnitt	81/44
3,682,213 A	8/1972	Litz	
D228,612 S *	10/1973	Corey	D8/14
D244,996 S *	7/1977	Martin	D8/14
D257,758 S *	1/1981	Limacher	D8/14
4,766,782 A	8/1988	Tanner	

5,321,996 A	6/1994	Wei	
D351,395 S *	10/1994	Moellering	D15/140
D382,782 S *	8/1997	Harrah	D8/16
D440,138 S *	4/2001	Campbell	D8/71
D446,101 S *	8/2001	Cone	D8/71
D450,990 S *	11/2001	Streeter	D8/71
D464,544 S *	10/2002	Motley	D8/14
D472,783 S *	4/2003	Gaudron	D8/70

* cited by examiner

Primary Examiner—Holly H Baynham

Assistant Examiner—Cynthia M Chin

(57) **CLAIM**

The ornamental design for a nail holder, as shown and described.

DESCRIPTION

FIG. 1 is a side perspective view of the nail holder;

FIG. 2 is a top plan view thereof;

FIG. 3 is a bottom plan view thereof;

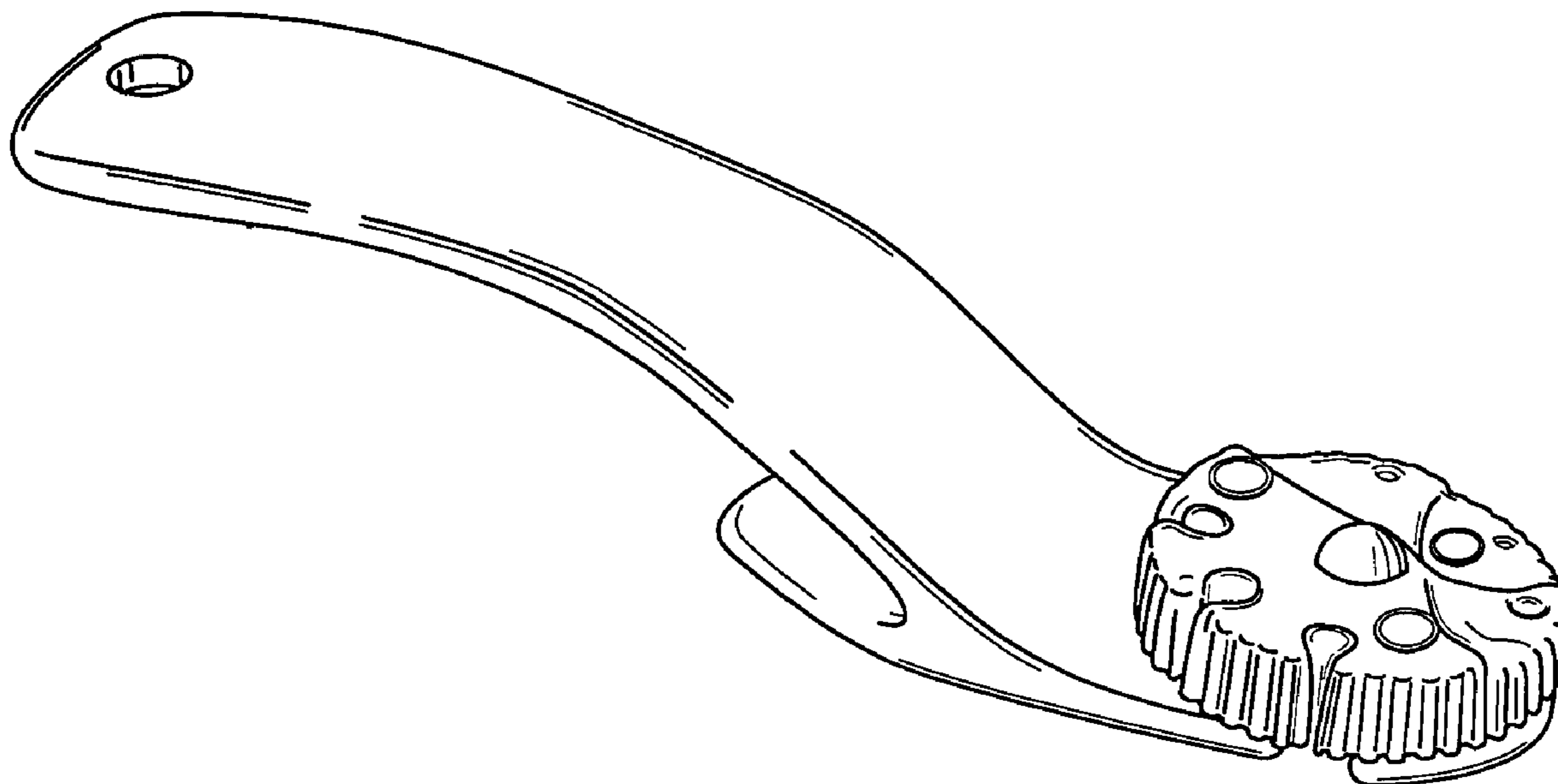
FIG. 4 is a front elevational view thereof;

FIG. 5 is a rear elevational view thereof;

FIG. 6 is a left side elevational view thereof; and,

FIG. 7 is a right side elevational view thereof.

1 Claim, 2 Drawing Sheets



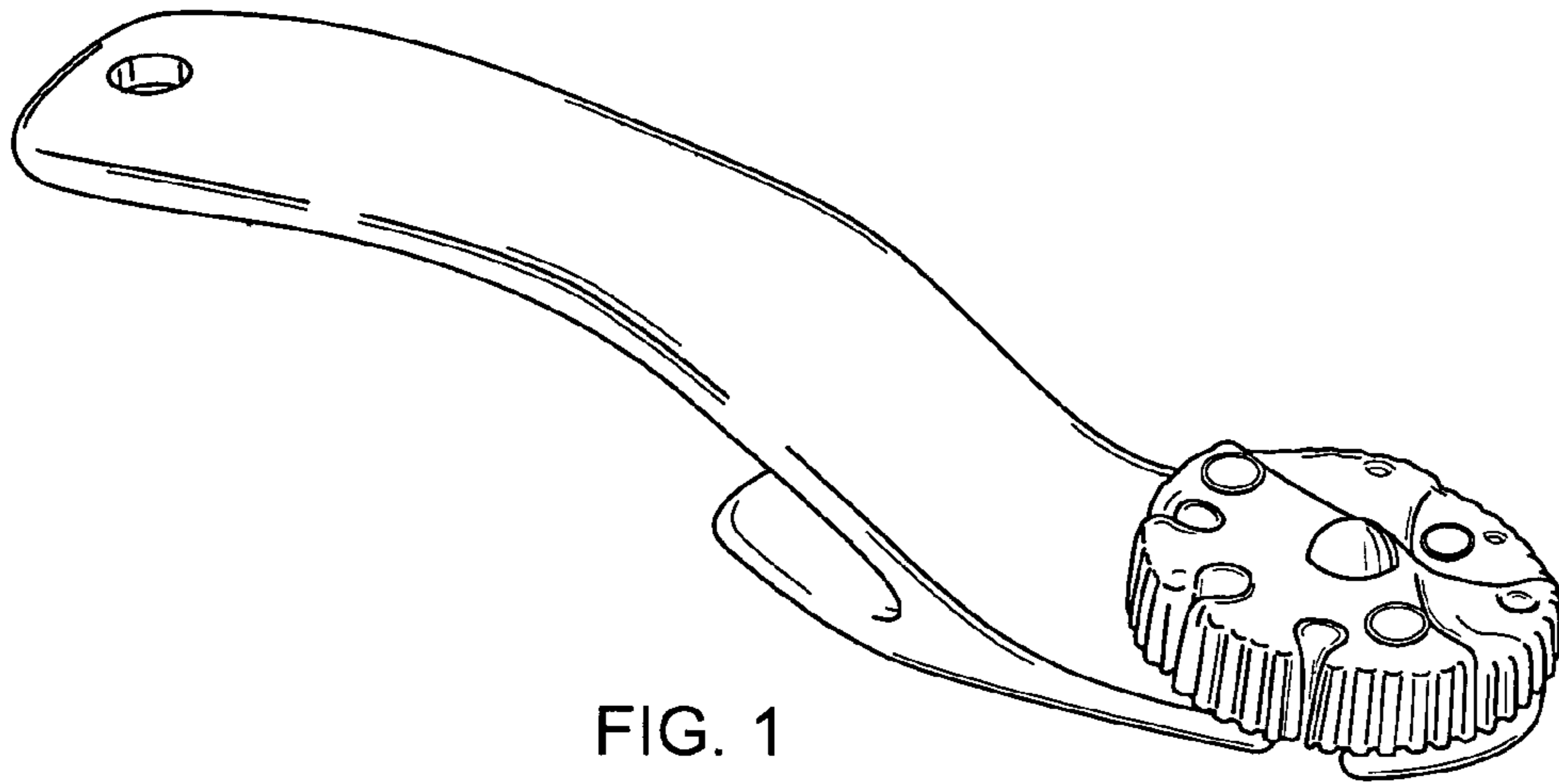


FIG. 1

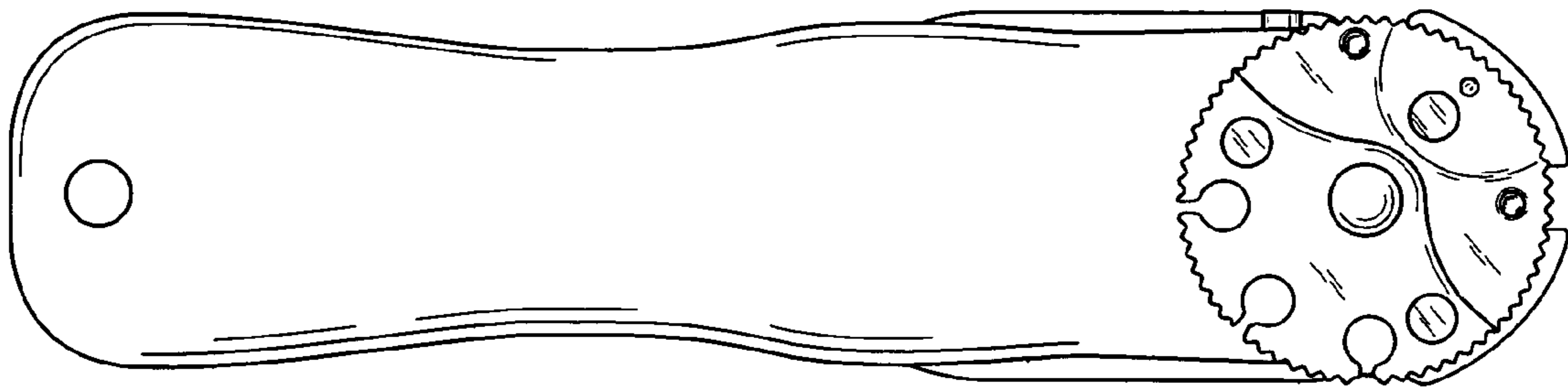


FIG. 2

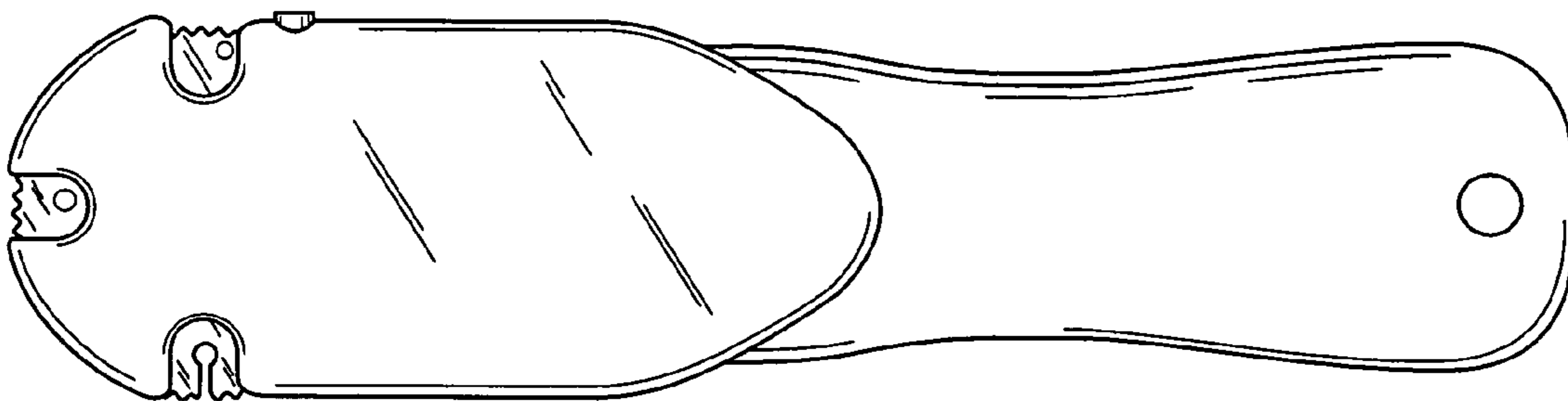


FIG. 3

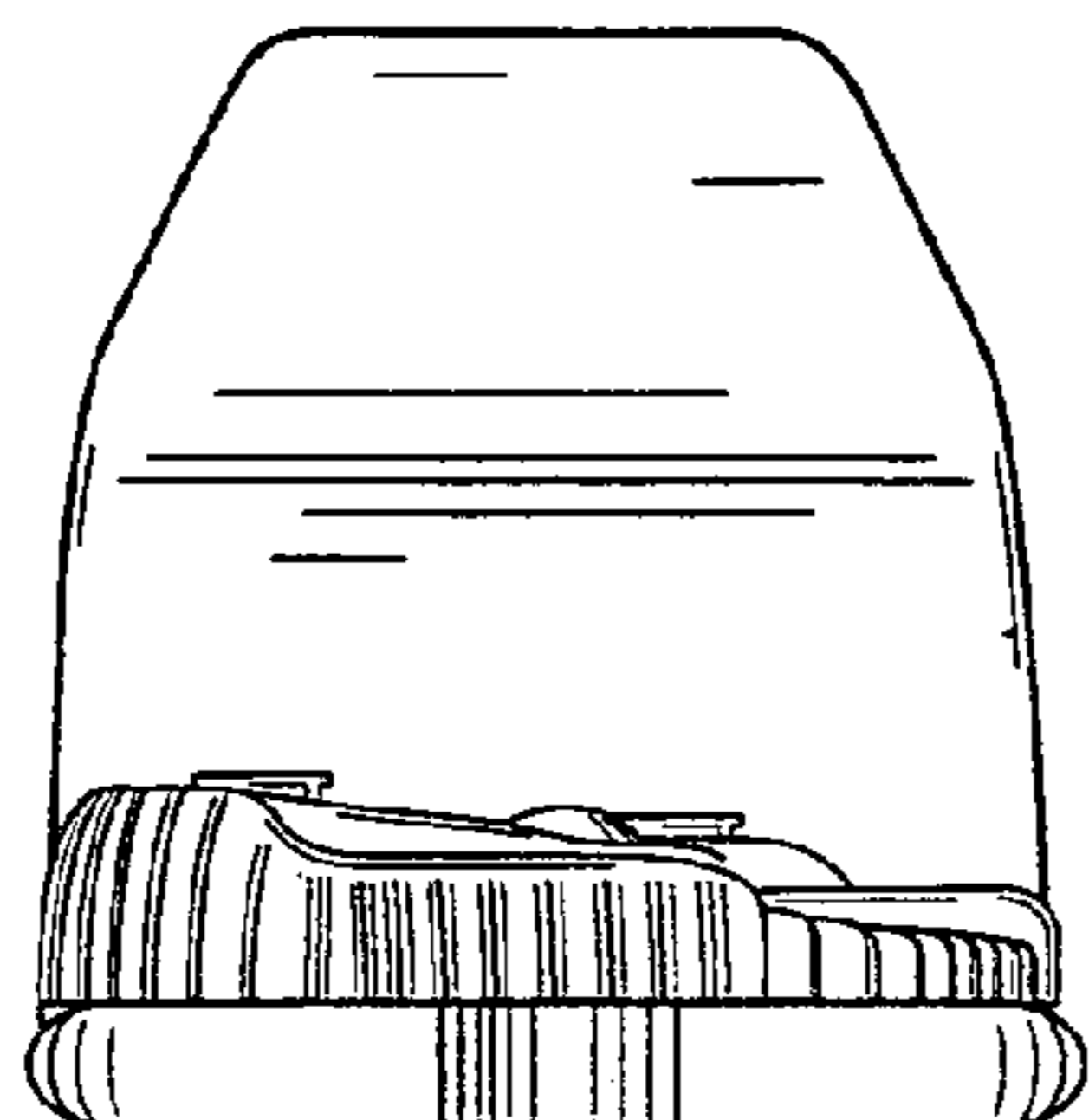


FIG. 4




FIG. 5




FIG. 6



FIG. 7