

US00D595989S

(12) **United States Design Patent**  
**Valladares**

(10) **Patent No.:** **US D595,989 S**

(45) **Date of Patent:** **\*\* Jul. 14, 2009**

(54) **COMPACT DISC JACKET**

(75) Inventor: **Jacinto Salcedo Valladares**, Caracas  
(VE)

(73) Assignee: **Cacao Music, LLC**

(\*\*) Term: **14 Years**

(21) Appl. No.: **29/320,422**

(22) Filed: **Jun. 26, 2008**

(51) **LOC (9) Cl.** ..... **06-02**

(52) **U.S. Cl.** ..... **D6/634**

(58) **Field of Classification Search** ..... D6/407,  
D6/626-635; D9/415, 418, 420, 422, 423,  
D9/424, 425, 426, 428, 432, 433; D19/26,  
D19/27; 206/307, 307.1, 308.1, 309, 311,  
206/312, 313, 310, 751; 211/40, 41.1, 41.12;  
D3/273, 294, 295, 299-301, 303

See application file for complete search history.

(56) **References Cited**

U.S. PATENT DOCUMENTS

|           |   |   |         |            |       |           |
|-----------|---|---|---------|------------|-------|-----------|
| D273,796  | S | * | 5/1984  | Milden     | ..... | D19/27    |
| D304,781  | S | * | 11/1989 | Hanson     | ..... | D6/629    |
| D332,005  | S | * | 12/1992 | Walasek    | ..... | D6/630    |
| 5,193,681 | A | * | 3/1993  | Lievsay    | ..... | 206/308.3 |
| D350,448  | S | * | 9/1994  | Hill       | ..... | D6/630    |
| 5,484,054 | A | * | 1/1996  | Kryszewski | ..... | 206/232   |
| 5,501,326 | A | * | 3/1996  | Shuhsiang  | ..... | 206/307.1 |
| D446,810  | S | * | 8/2001  | Faulstich  | ..... | D19/27    |
| D457,558  | S | * | 5/2002  | Barlow     | ..... | D19/27    |
| D549,986  | S | * | 9/2007  | Kutaragi   | ..... | D6/407    |
| D564,019  | S | * | 3/2008  | Matsuzawa  | ..... | D19/26    |

\* cited by examiner

*Primary Examiner*—Charles A Rademaker

*Assistant Examiner*—Charles D Hanson

(74) *Attorney, Agent, or Firm*—Lott & Friedland, PA

(57) **CLAIM**

The ornamental design for a compact disc jacket, substantially as shown and described.

**DESCRIPTION**

FIG. 1 is a perspective view of a compact disc jacket, in a closed position, showing my new design;

FIG. 2 is a front view thereof;

FIG. 3 is a rear view thereof;

FIG. 4 is a left side view thereof;

FIG. 5 is a right side view thereof;

FIG. 6 is a top view thereof;

FIG. 7 is a bottom view thereof;

FIG. 8 is a perspective view of the design of FIG. 1 in an open position;

FIG. 9 is a front view thereof;

FIG. 10 is a rear view thereof;

FIG. 11 is a left side view thereof;

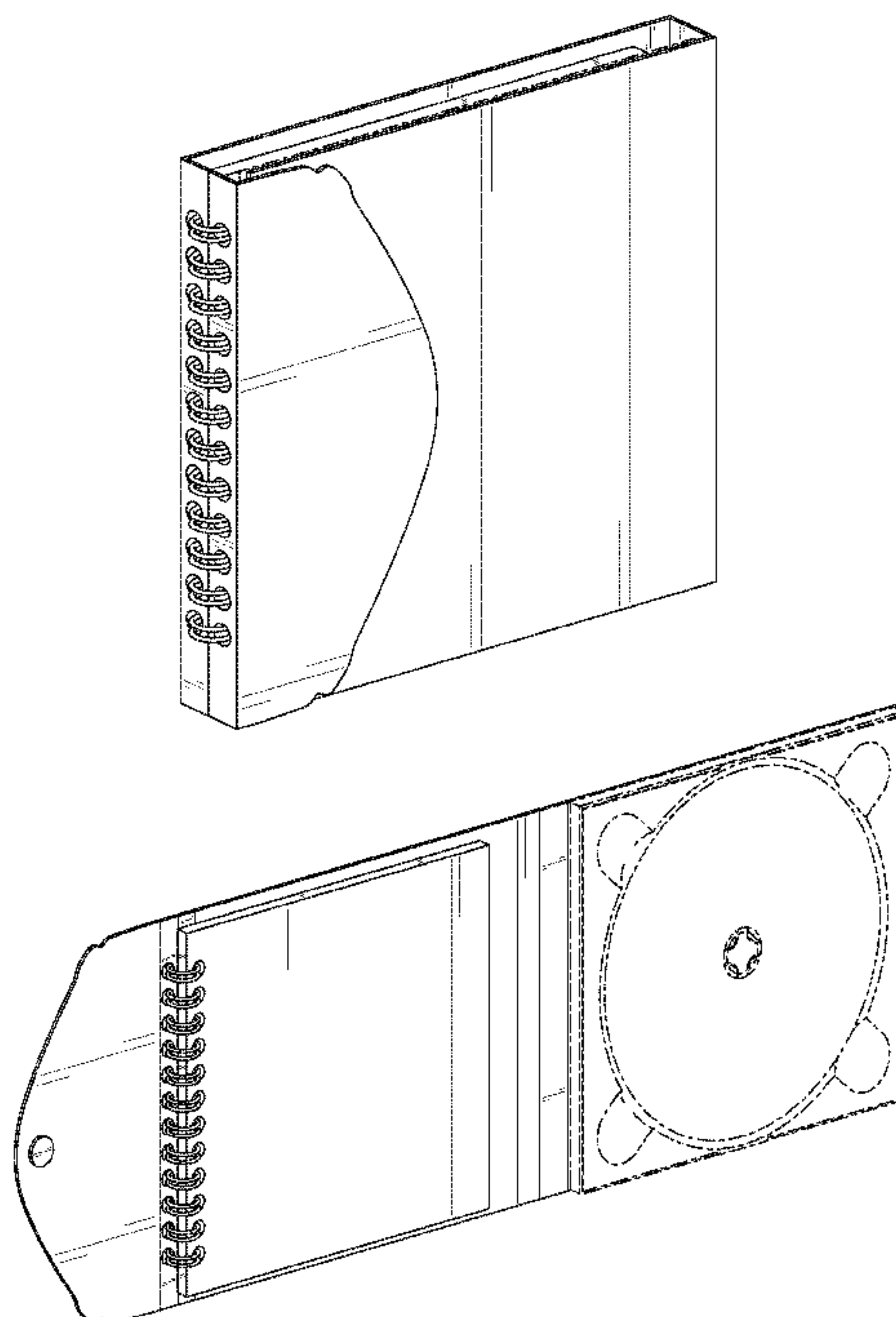
FIG. 12 is a right side view thereof;

FIG. 13 is a top view thereof; and,

FIG. 14 is a bottom view thereof.

The broken line showing of the compact disc receptacle is included for the purpose of illustrating environment and forms no part of the claimed design.

**1 Claim, 10 Drawing Sheets**



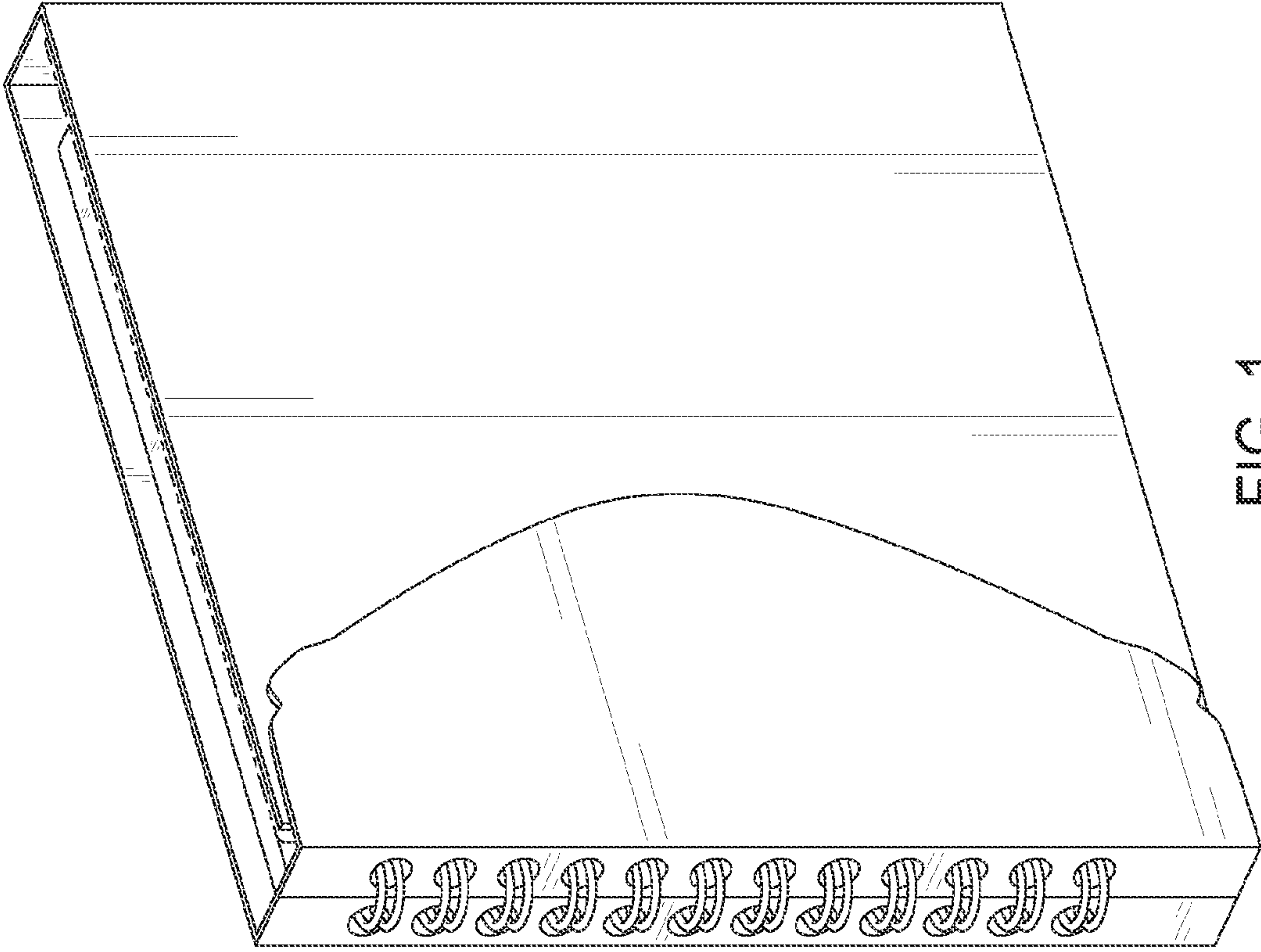


FIG. 1

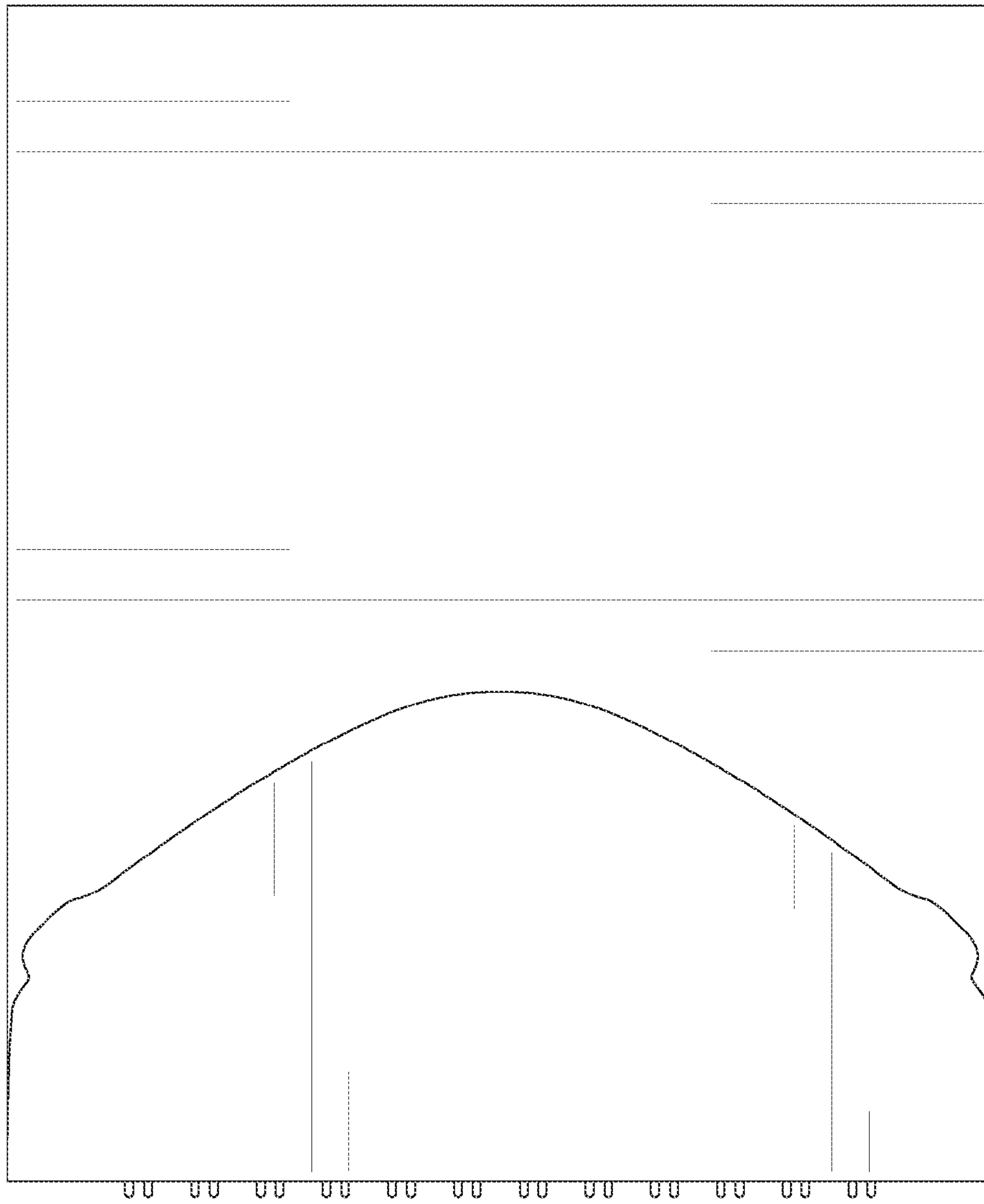


FIG. 2




FIG. 3

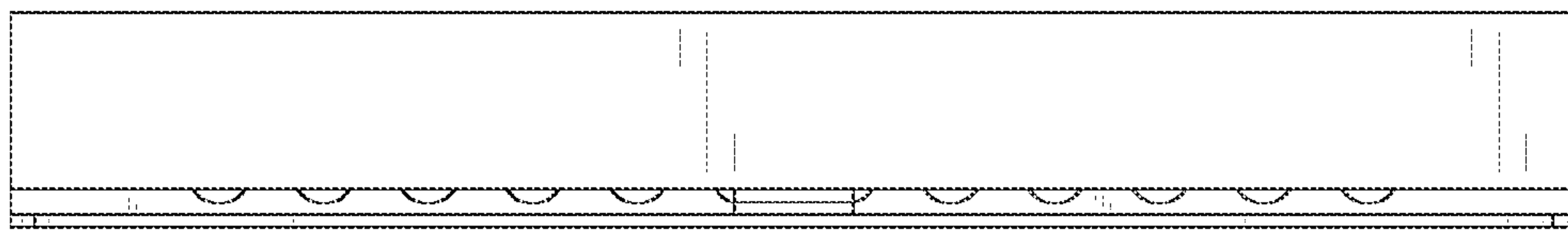


FIG. 5

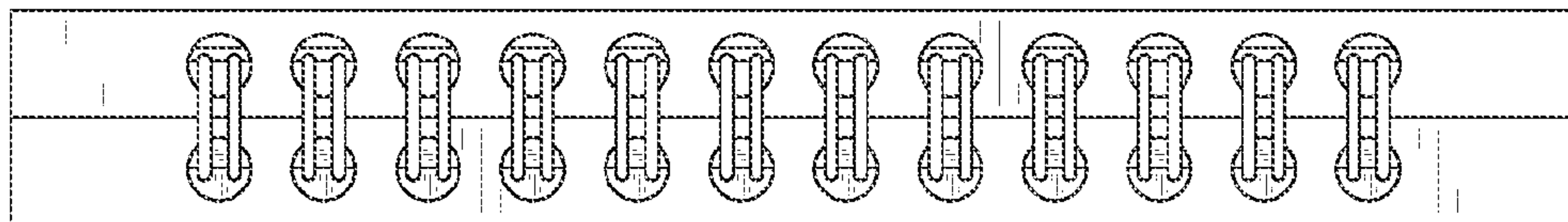


FIG. 4




FIG. 6




FIG. 7



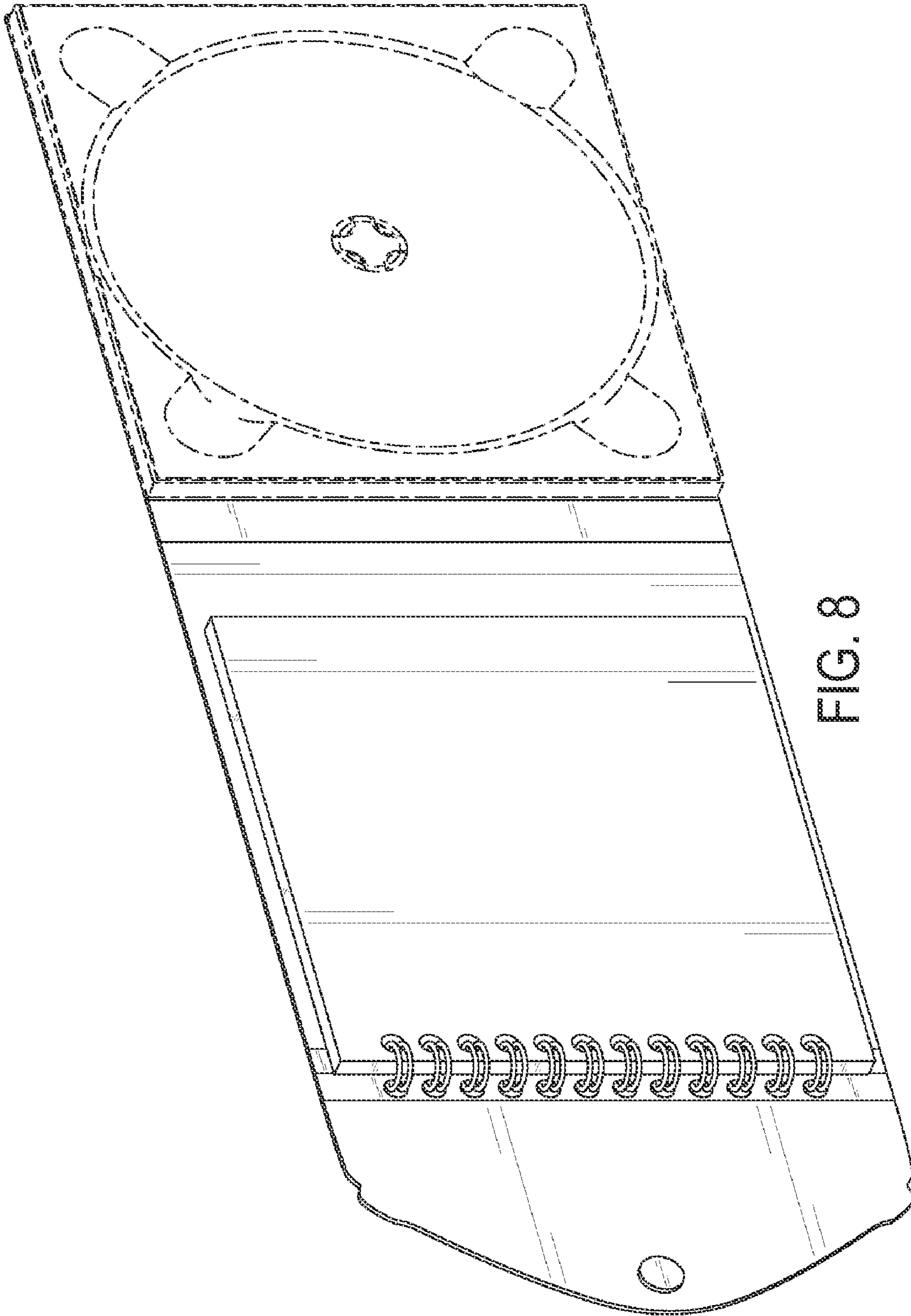


FIG. 8




FIG. 9






FIG. 10

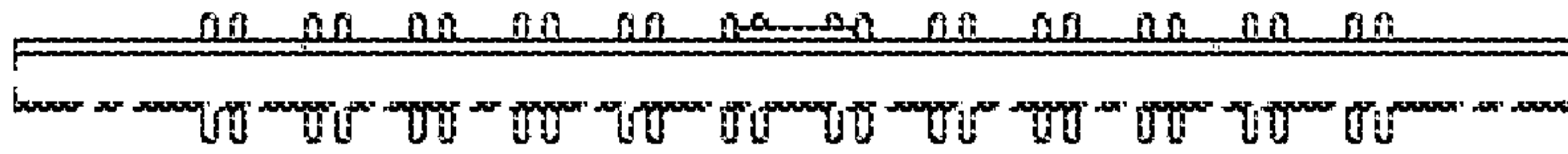


FIG. 12



FIG. 11

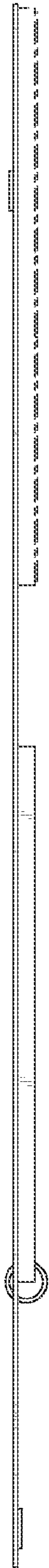


FIG. 13

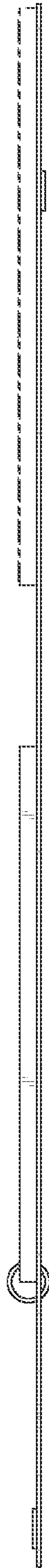


FIG. 14