



US00D595988S

(12) **United States Design Patent**  
**Oberst**

(10) **Patent No.:** **US D595,988 S**

(45) **Date of Patent:** **\*\* Jul. 14, 2009**

(54) **STORAGE CONTAINER FOR OPTICAL MEDIA**

(76) Inventor: **Richard Eugene Oberst**, 575 Corbett Ave., San Francisco, CA (US) 94114

(\*\*) Term: **14 Years**

(21) Appl. No.: **29/303,957**

(22) Filed: **Feb. 21, 2008**

(51) **LOC (9) Cl.** ..... **06-04**

(52) **U.S. Cl.** ..... **D6/634; D10/29**

(58) **Field of Classification Search** ..... D6/407, D6/626-635; D9/415, 418, 420, 422, 423, D9/424, 425, 426, 428, 432, 433; D3/247, D3/273, 294, 295, 299-301, 303; 206/307, 206/307.1, 308.1, 309, 311, 312, 313, 310, 206/751; 211/40, 41.1, 41.12; D14/478-479; D20/29

See application file for complete search history.

(56) **References Cited**

**U.S. PATENT DOCUMENTS**

- D382,474 S \* 8/1997 Malmberg ..... D9/731
- D389,174 S \* 1/1998 Yasoshima ..... D18/17
- D510,107 S \* 9/2005 McMonigle ..... D20/29
- D518,857 S \* 4/2006 Miller ..... D20/29
- D538,175 S \* 3/2007 Davies ..... D9/629
- D547,694 S \* 7/2007 Miller ..... D11/121
- D548,781 S 8/2007 Oberst

D563,038 S \* 2/2008 Welch ..... D27/150

\* cited by examiner

*Primary Examiner*—Charles A Rademaker

*Assistant Examiner*—Charles D Hanson

(74) *Attorney, Agent, or Firm*—Steven A. Nielsen; Allman & Nielsen, P.C.

(57) **CLAIM**

The ornamental design for a storage container for optical media, as shown and described.



**DESCRIPTION**

FIG. 1 is a front perspective view, in a folded position, of a storage container for optical media showing my new design; FIG. 2 is a front side plan view, in a folded position, thereof; FIG. 3 is a back side plan view, in a folded position, thereof; FIG. 4 is a top side plan view, in a folded position, thereof; FIG. 5 is a bottom side plan view, in a folded position, thereof; FIG. 6 is a right side plan view, in a folded position, thereof; FIG. 7 is a left side plan view, in a folded position, thereof; FIG. 8 is a perspective view of the inside compartments, in an alternative position thereof; and,

FIG. 9 is a perspective view of the inside compartments, in an alternative position thereof.

The broken line showing of optical media is included for the purpose of illustrating environmental structure and forms no part of the claimed design.

**1 Claim, 7 Drawing Sheets**



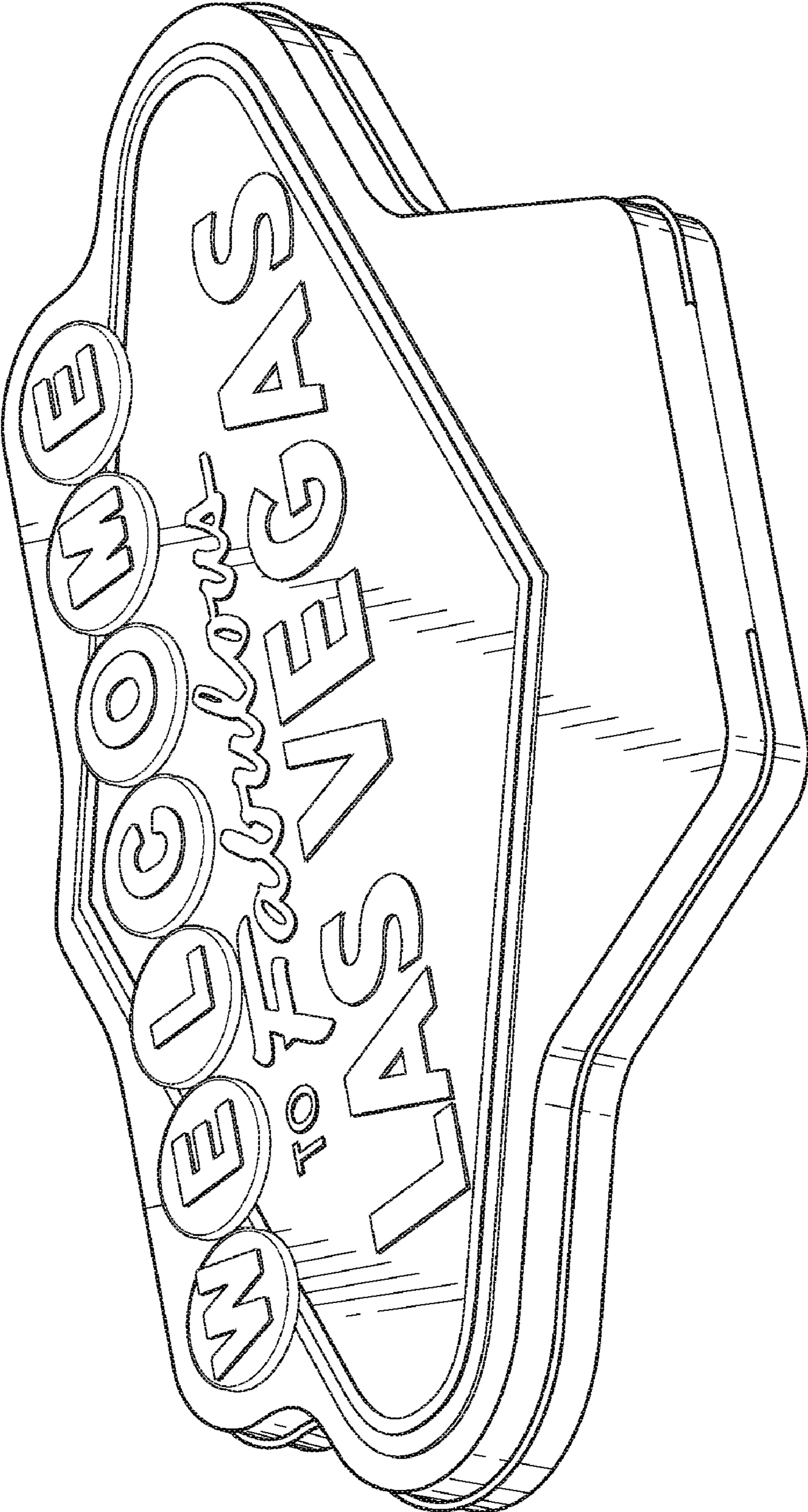

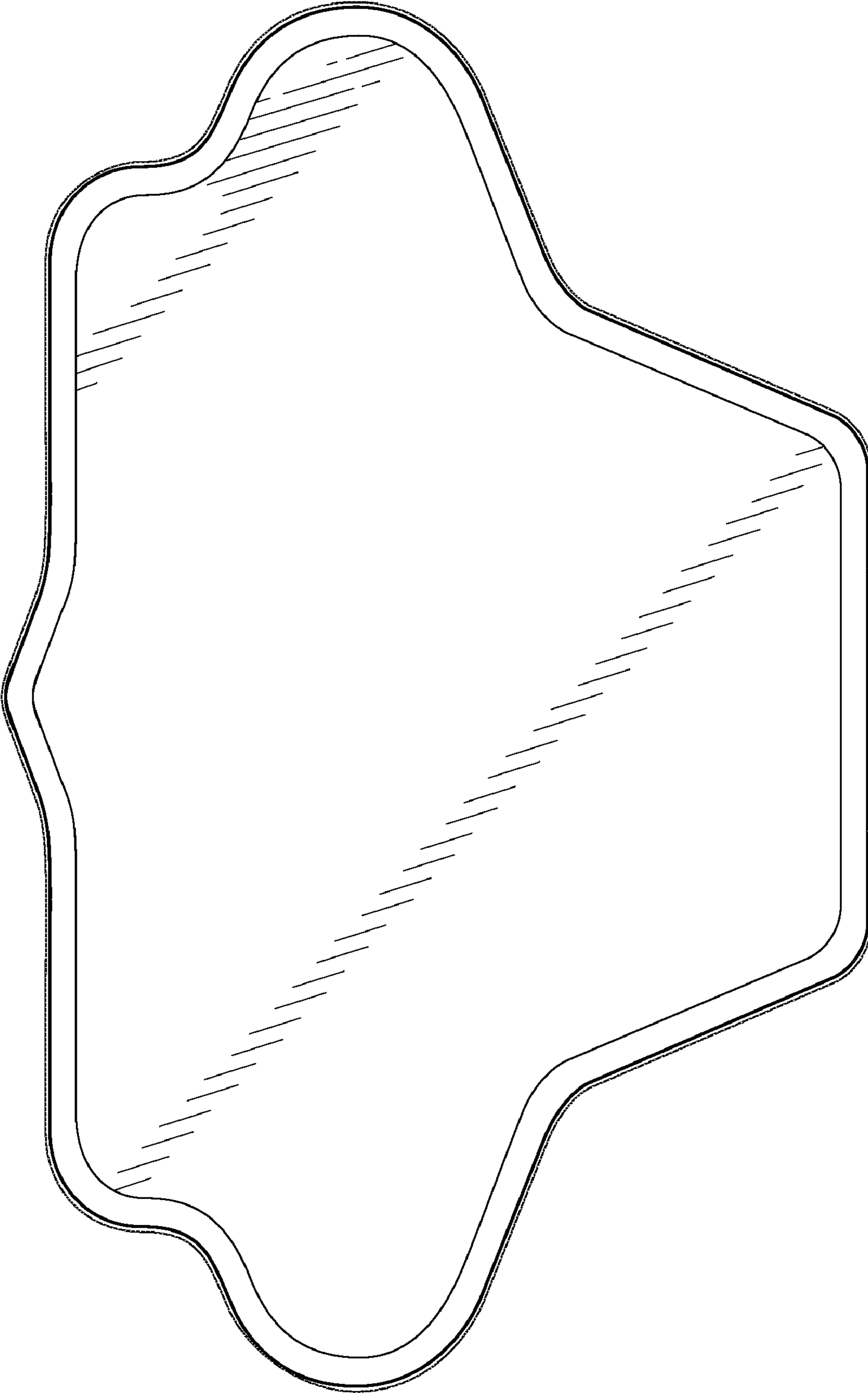


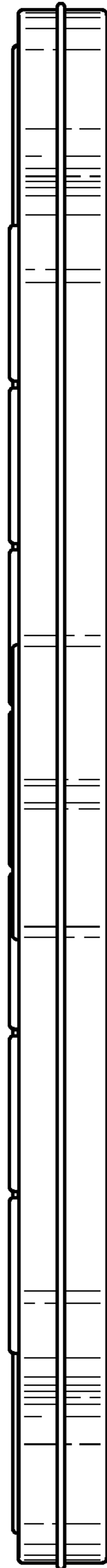
Fig. 1



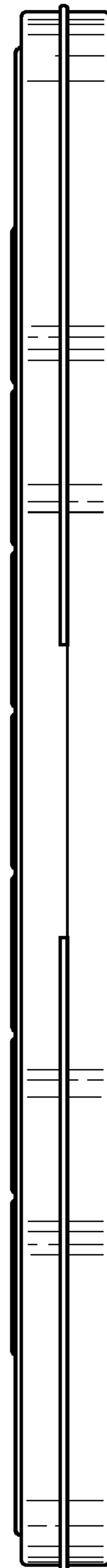
**Fig. 2**



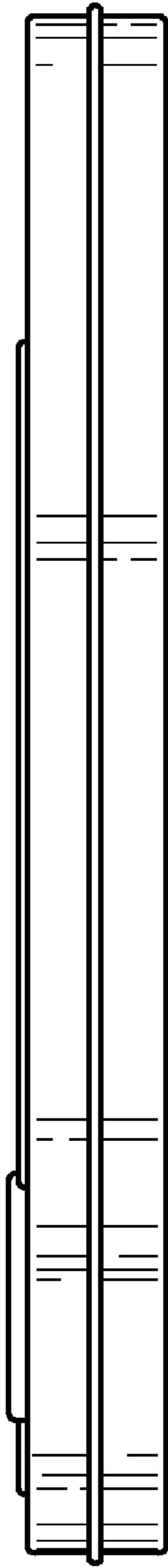
**Fig. 3**



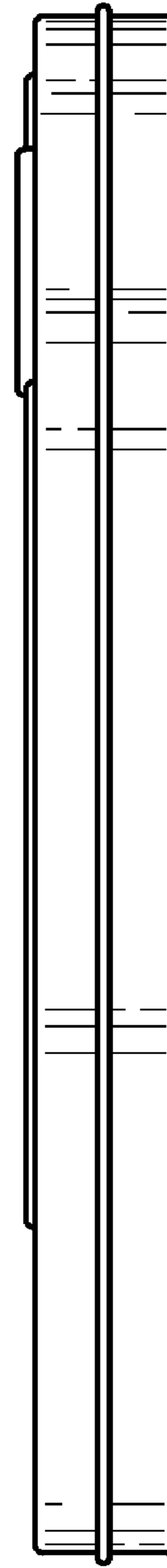
***Fig. 4***



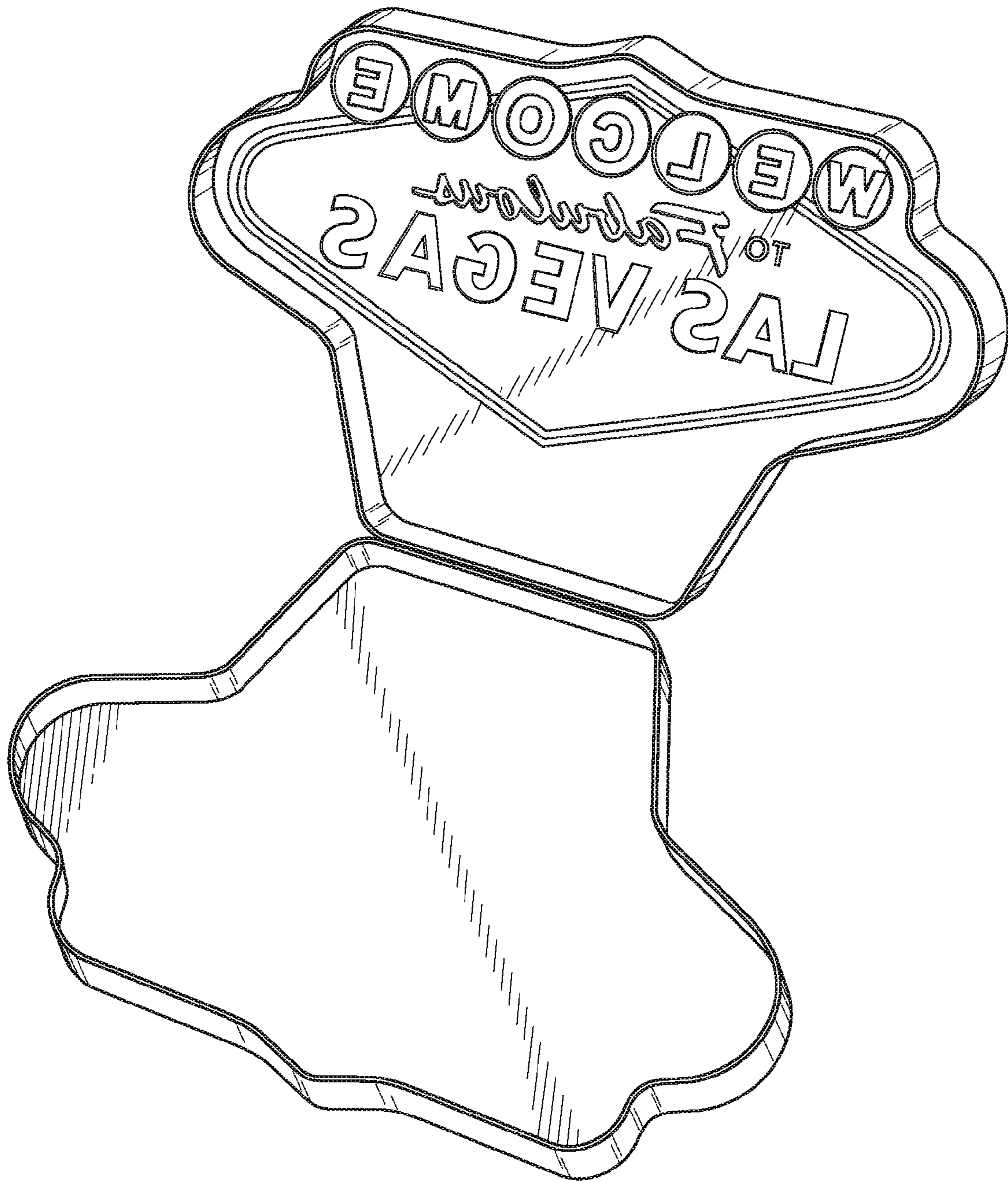
***Fig. 5***




***Fig. 6***



***Fig. 7***



**Fig. 8**



**Fig. 9**