



US00D595979S

(12) **United States Design Patent**  
**Schweikarth et al.**

(10) **Patent No.:** **US D595,979 S**  
(45) **Date of Patent:** **\*\* Jul. 14, 2009**

(54) **TABLE**  
(75) Inventors: **Derek Schweikarth**, Celestine, IN (US);  
**Josh Butcher**, Washington, IN (US);  
**Meghan Smith**, Jasper, IN (US); **Gary**  
**Meredith, Sr.**, Dale, IN (US)

(73) Assignee: **Kimball International, Inc.**, Jasper, IN  
(US)

(\*\*) Term: **14 Years**

(21) Appl. No.: **29/319,263**

(22) Filed: **Jun. 6, 2008**

(51) **LOC (9) Cl.** ..... **06-03**

(52) **U.S. Cl.** ..... **D6/484**

(58) **Field of Classification Search** ..... D6/480-489,  
D6/495-499, 429-430, 477, 479, 349, 436;  
108/153.1, 155, 156, 161, 50.01, 50.02; 248/188,  
248/188.1, 188.8

See application file for complete search history.

(56) **References Cited**

**U.S. PATENT DOCUMENTS**

2,164,715 A	4/1939	Krainbill
D186,308 S	10/1959	Knoll
3,931,772 A	1/1976	Puccio et al.
D261,954 S	11/1981	Aronowitz et al.
D261,955 S	11/1981	Aronowitz et al.
D273,829 S *	5/1984	Desnoyers ..... D6/484
D281,208 S	11/1985	Raftery
D284,142 S	6/1986	Raftery
D284,428 S	7/1986	Raftery
D289,239 S	4/1987	Raftery
D290,559 S	6/1987	Raftery
D290,788 S	7/1987	Raftery
D305,842 S	2/1990	Herr
D327,174 S	6/1992	Hopfer
D329,543 S	9/1992	Shields
D338,790 S	8/1993	Glendinning
D401,790 S	12/1998	Buell

D427,445 S	7/2000	Gomez
D427,798 S	7/2000	Mourgue
D429,081 S	8/2000	Gomez
D431,737 S *	10/2000	Veeley et al. .... D6/484
D446,039 S	8/2001	Gomez
D476,819 S	7/2003	Williams et al.
D480,883 S	10/2003	Williams et al.
D482,535 S	11/2003	Williams et al.
D482,536 S	11/2003	Williams et al.
D484,713 S	1/2004	Gomez
D485,086 S	1/2004	Gomez
D493,966 S	8/2004	Rach
D495,514 S	9/2004	Ricci

(Continued)

**OTHER PUBLICATIONS**

Rowe, Mar. 16, 1976, p. C777, table in center.\*  
Gunlocke Product Information, Sojourn, at least as early as Jun. 6,  
2008.

(Continued)

*Primary Examiner*—Janice E Seeger  
(74) *Attorney, Agent, or Firm*—Baker & Daniels LLP

(57) **CLAIM**

The ornamental design for a table, as shown.

**DESCRIPTION**

FIG. 1 is a perspective view of a table according to a first  
embodiment of our new design;

FIG. 2 is a top view thereof;

FIG. 3 is a front/rear/side view thereof;


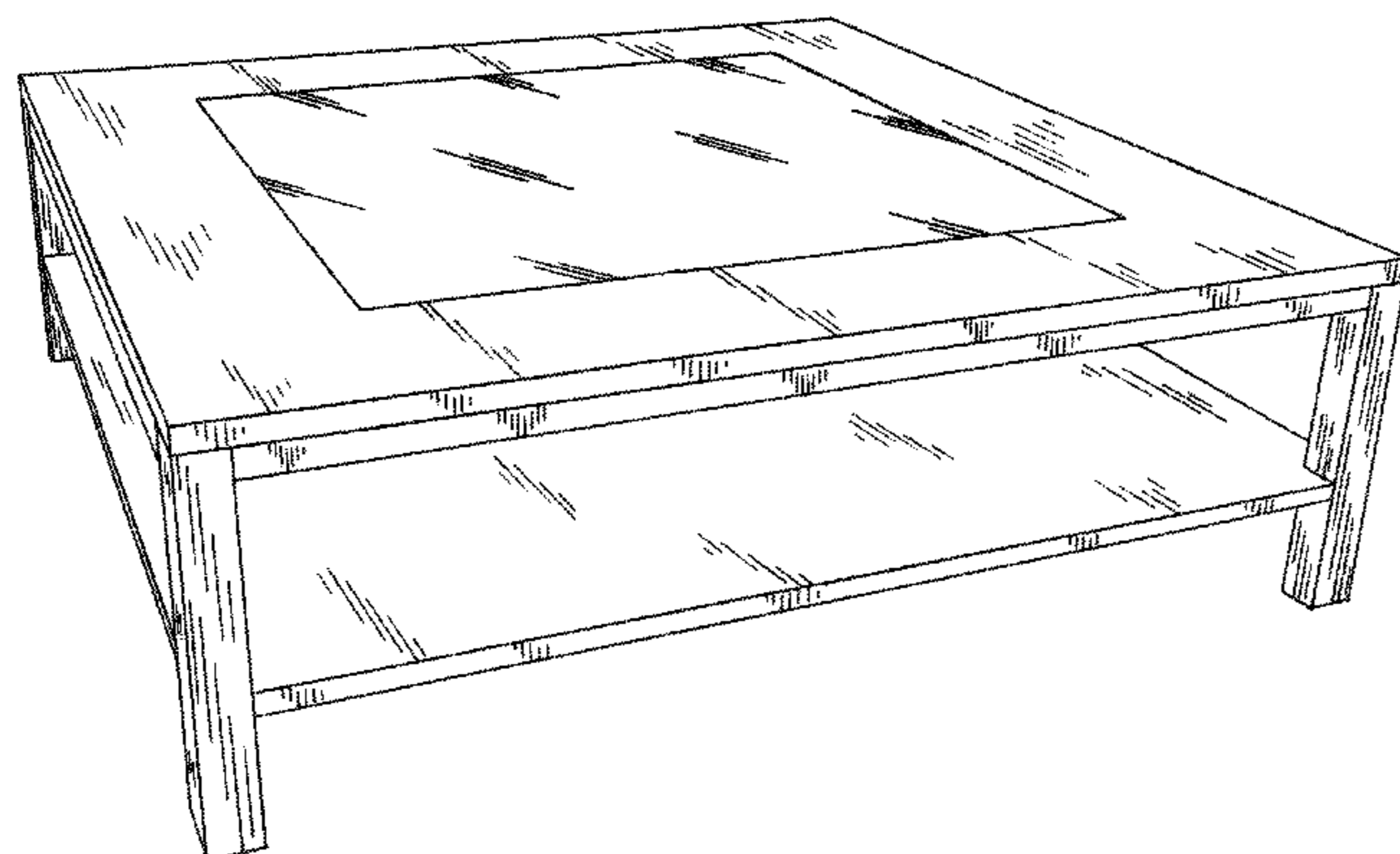
FIG. 4 is a perspective view of a table according to a second  
embodiment of our new design;

FIG. 5 is a top view thereof;

FIG. 6 is a front/rear view thereof; and,

FIG. 7 is a side/end view thereof.

**1 Claim, 4 Drawing Sheets**



# US D595,979 S

Page 2

---

## U.S. PATENT DOCUMENTS

D498,064 S 11/2004 Gomez  
D498,598 S 11/2004 Schweikarth et al.  
D501,330 S 2/2005 Gomez  
D502,617 S 3/2005 Chang  
D511,415 S 11/2005 Pessa  
D525,802 S 8/2006 Spear  
D527,541 S 9/2006 Natuzzi  
D531,431 S \* 11/2006 Domack et al. .... D6/480  
D533,365 S 12/2006 Martin  
D538,549 S 3/2007 Spear  
D539,561 S 4/2007 Martin  
D547,967 S 8/2007 Oldham  
D559,017 S \* 1/2008 Domack et al. .... D6/480

D560,919 S 2/2008 Simons, Jr.  
D564,774 S 3/2008 Woods et al.

## OTHER PUBLICATIONS

JSI Product Information, Connect, at least as early as Jun. 6, 2008.  
JSI Product Information, Encore, at least as early as Jun. 6, 2008.  
OFS Product Information, Intrigue, at least as early as Jun. 6, 2008.  
Davis Product Information, Radius, at least as early as Jun. 6, 2008.  
Steelcase Product Information, Bix, at least as early as Jun. 6, 2008.  
Carolina Product Information, Enclave, at least as early as Jun. 6, 2008.  
Tuohy Product Information, Salone, at least as early as Jun. 6, 2008.  
Hon Product Information, Perpetual, at least as early as Jun. 6, 2008.

\* cited by examiner

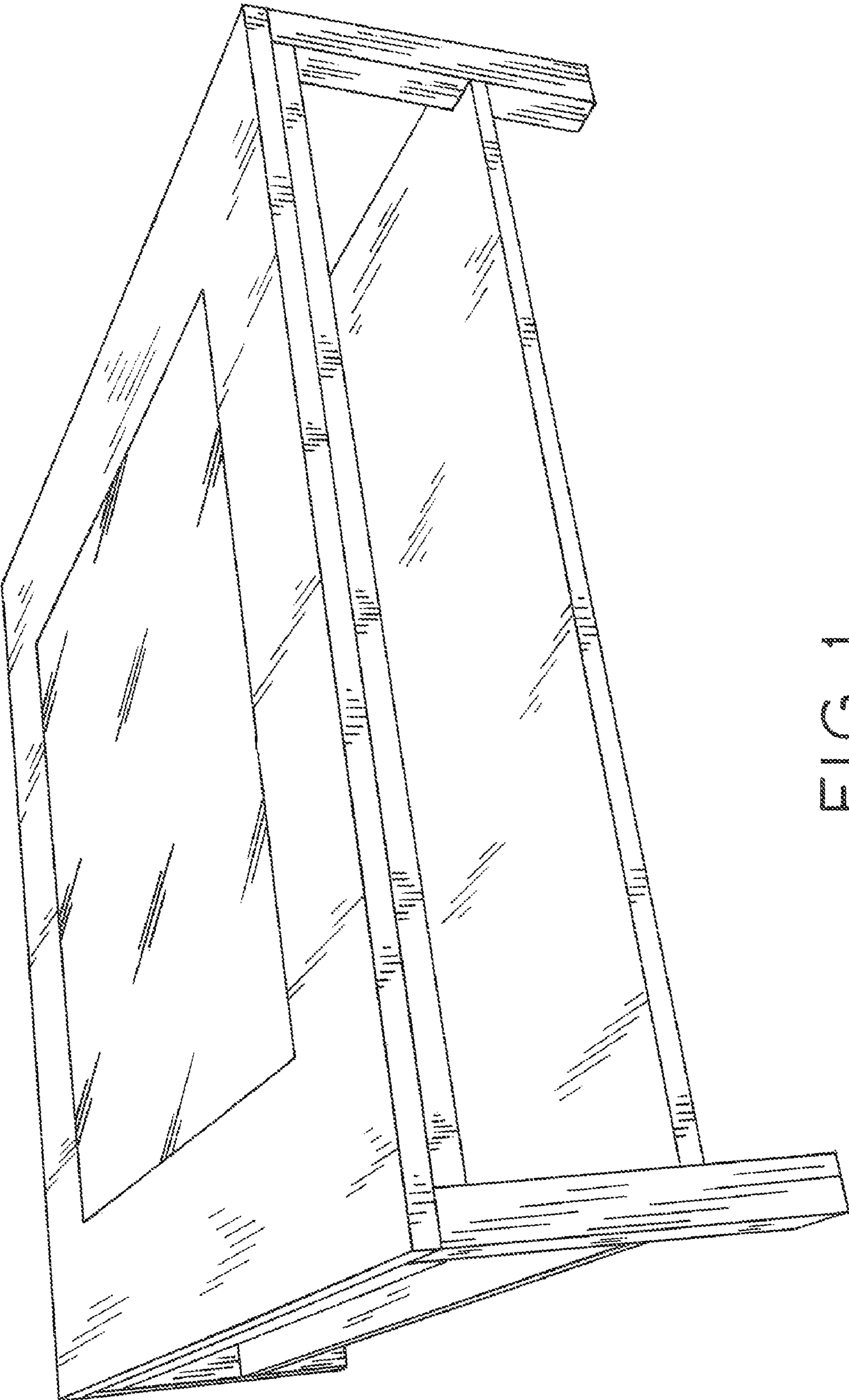


FIG. 1

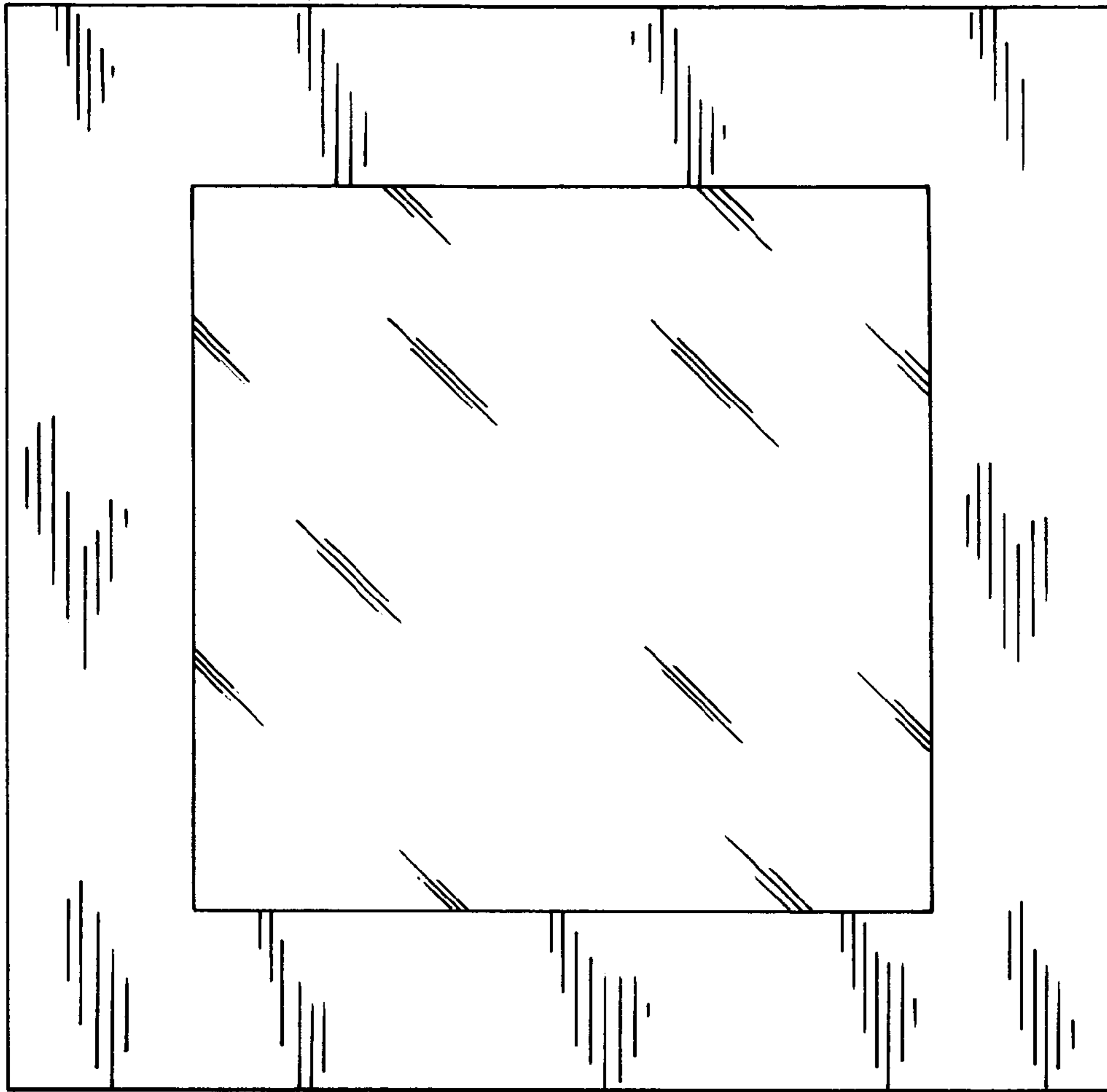


FIG. 2

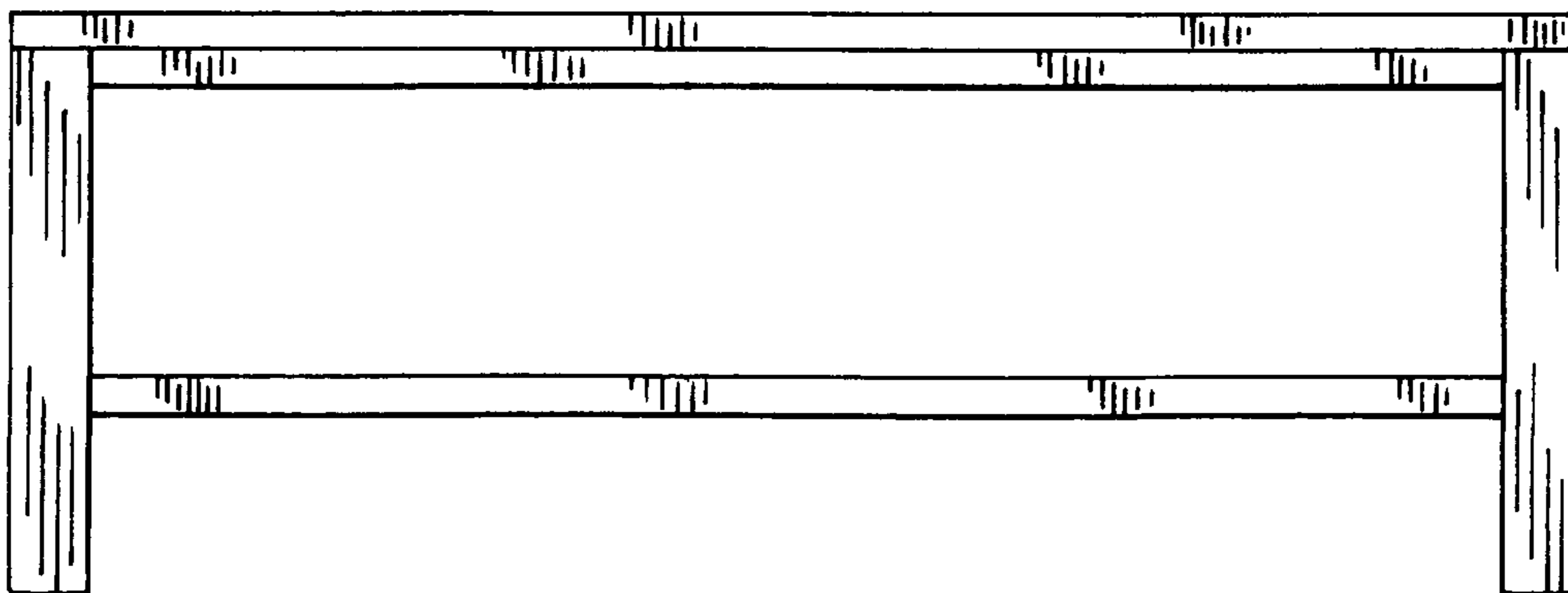


FIG. 3




FIG. 4

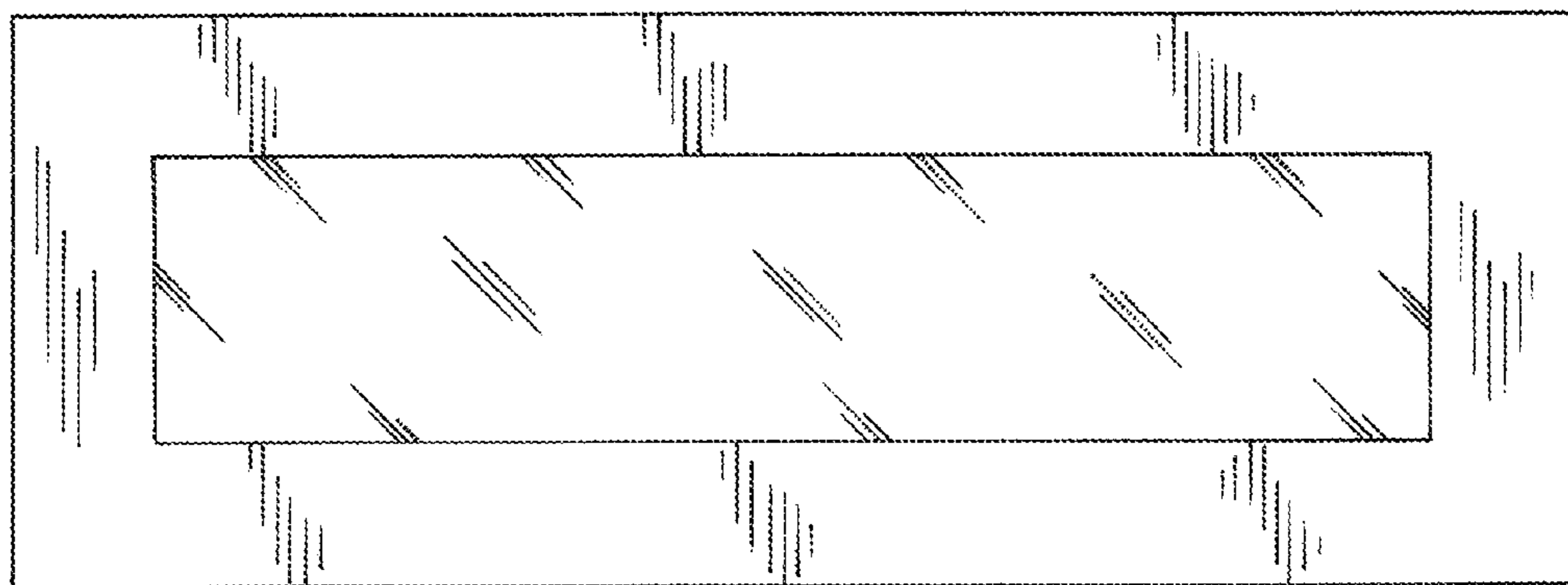


FIG. 5

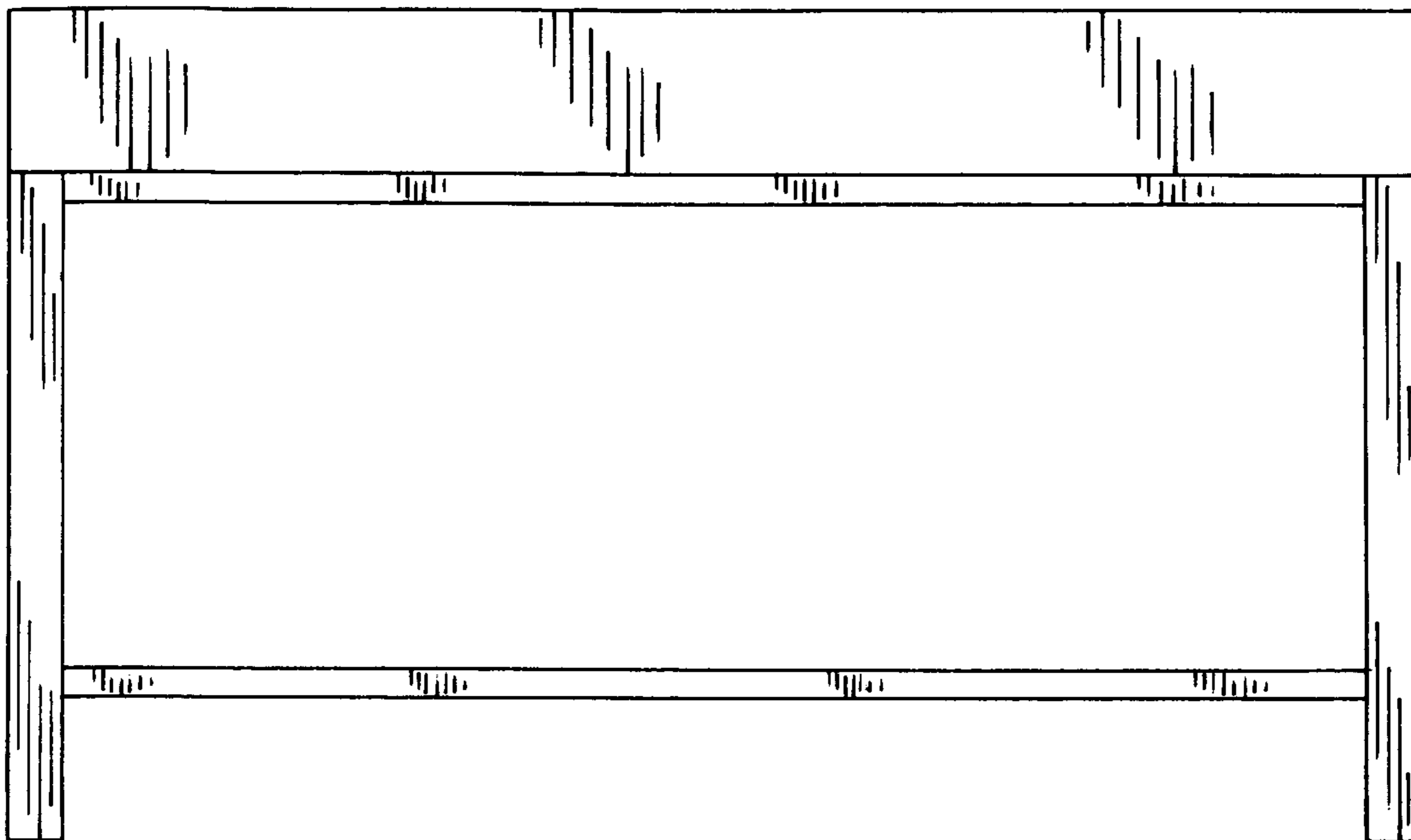


FIG. 6

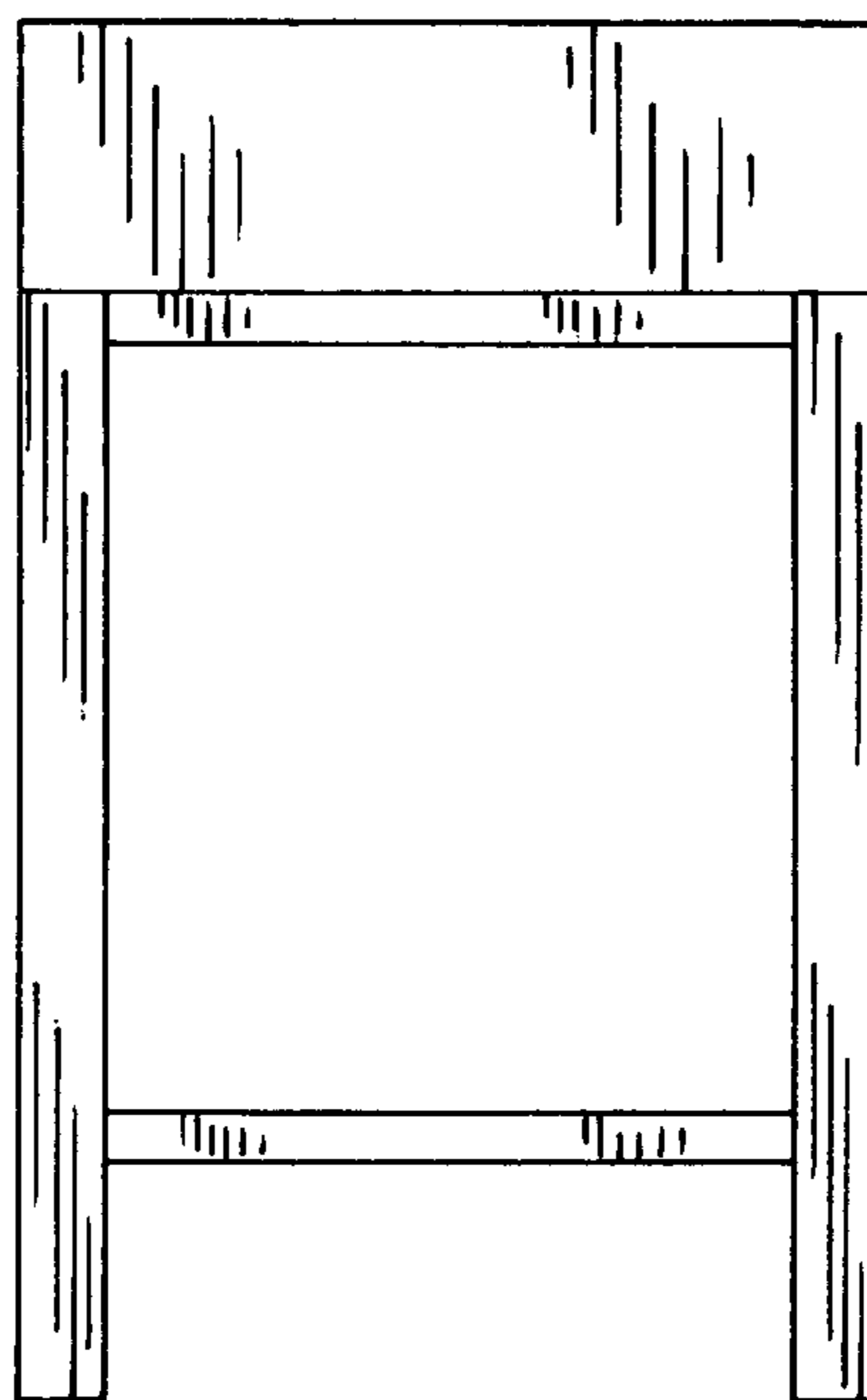


FIG. 7