



US00D595975S

(12) **United States Design Patent**  
**Thompson**

(10) **Patent No.:** **US D595,975 S**

(45) **Date of Patent:** **\*\* Jul. 14, 2009**

(54) **DRESSER**

(75) **Inventor:** **David W. Thompson**, New Albany, OH (US)

(73) **Assignee:** **American Signature, Inc.**, Columbus, OH (US)

(\*\*) **Term:** **14 Years**

(21) **Appl. No.:** **29/334,053**

(22) **Filed:** **Mar. 19, 2009**

(51) **LOC (9) Cl.** ..... **06-04**

(52) **U.S. Cl.** ..... **D6/446**

(58) **Field of Classification Search** ..... D6/432-448;  
312/114, 117, 138.1, 204, 224, 257.1, 278,  
312/279

See application file for complete search history.

(56) **References Cited**

**U.S. PATENT DOCUMENTS**

D433,845 S *	11/2000	Wilson et al. ....	D6/446
D499,580 S *	12/2004	Mohundro .....	D6/446
D499,902 S *	12/2004	Mohundro .....	D6/446
D500,217 S *	12/2004	Mohundro .....	D6/446
D503,565 S *	4/2005	Mohundro .....	D6/446
D503,566 S *	4/2005	Mohundro .....	D6/446
D506,089 S *	6/2005	Mohundro .....	D6/446
D509,682 S *	9/2005	Rozenboom .....	D6/445
D525,048 S *	7/2006	Mohundro .....	D6/446

\* cited by examiner

*Primary Examiner*—Mimosa De

(74) *Attorney, Agent, or Firm*—Wood, Herron & Evans, L.L.P.

(57) **CLAIM**

The ornamental design for a dresser, as shown and described.

**DESCRIPTION**

FIG. 1 is a front elevational view of my new design for a dresser.

FIG. 2 is another front elevational view thereof.

FIG. 3 is a right side elevational view thereof.

FIG. 4 is a rear elevational side view thereof.

FIG. 5 is a left side elevational view thereof.

FIG. 6 is a top plan view thereof.

FIG. 7 is a bottom plan view thereof.

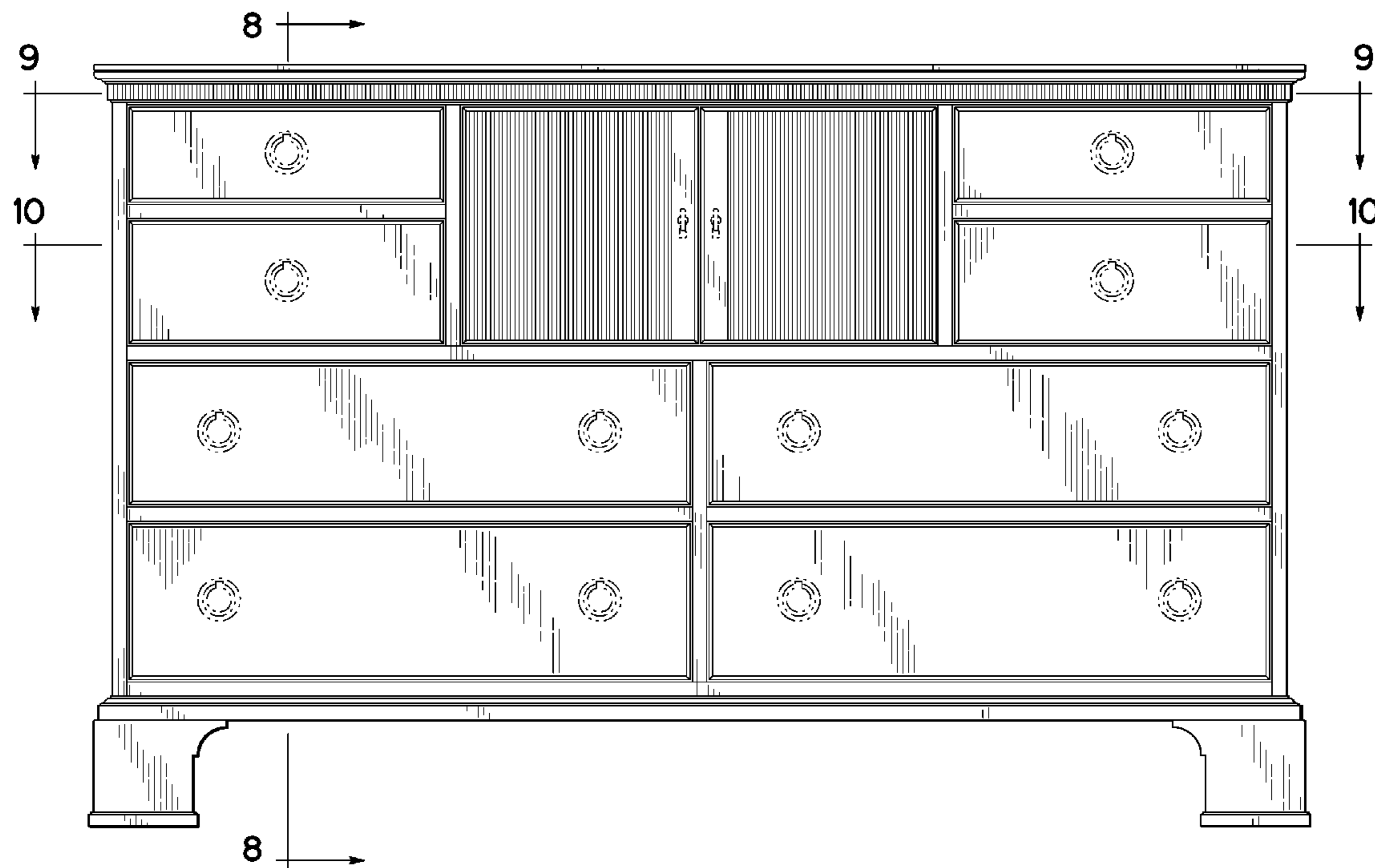
FIG. 8 is a cross-sectional view along line 8—8 of FIG. 1.

FIG. 9 is a cross-sectional view along line 9—9 of FIG. 1; and,

FIG. 10 is a cross-sectional view along line 10—10 of FIG. 1.

The phantom lines in FIGS. 1, 8, 9, and 10 shown environment, are for illustrative purposes only, and form no part of the claimed design.

**1 Claim, 7 Drawing Sheets**



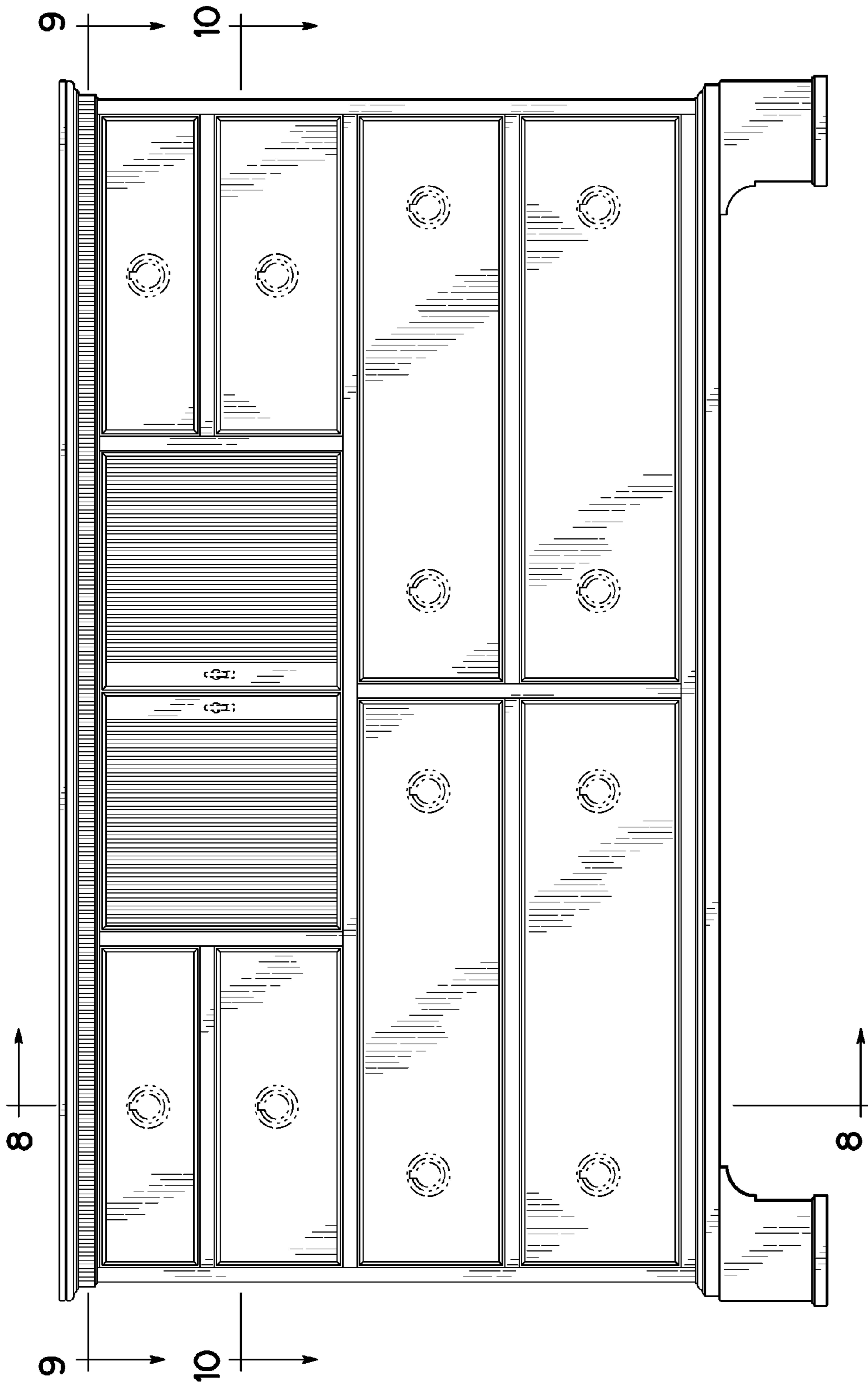


FIG. 1

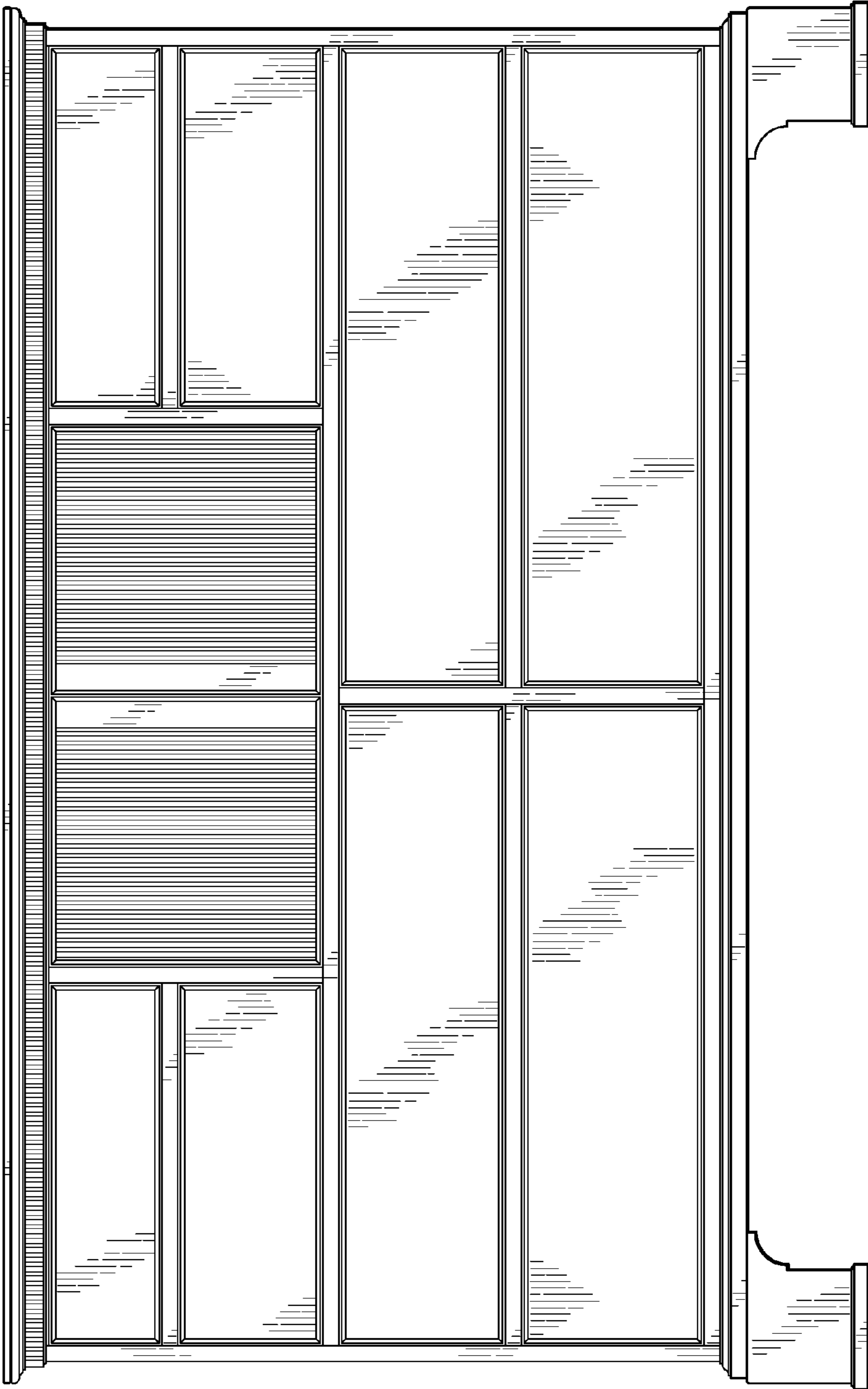


FIG. 2

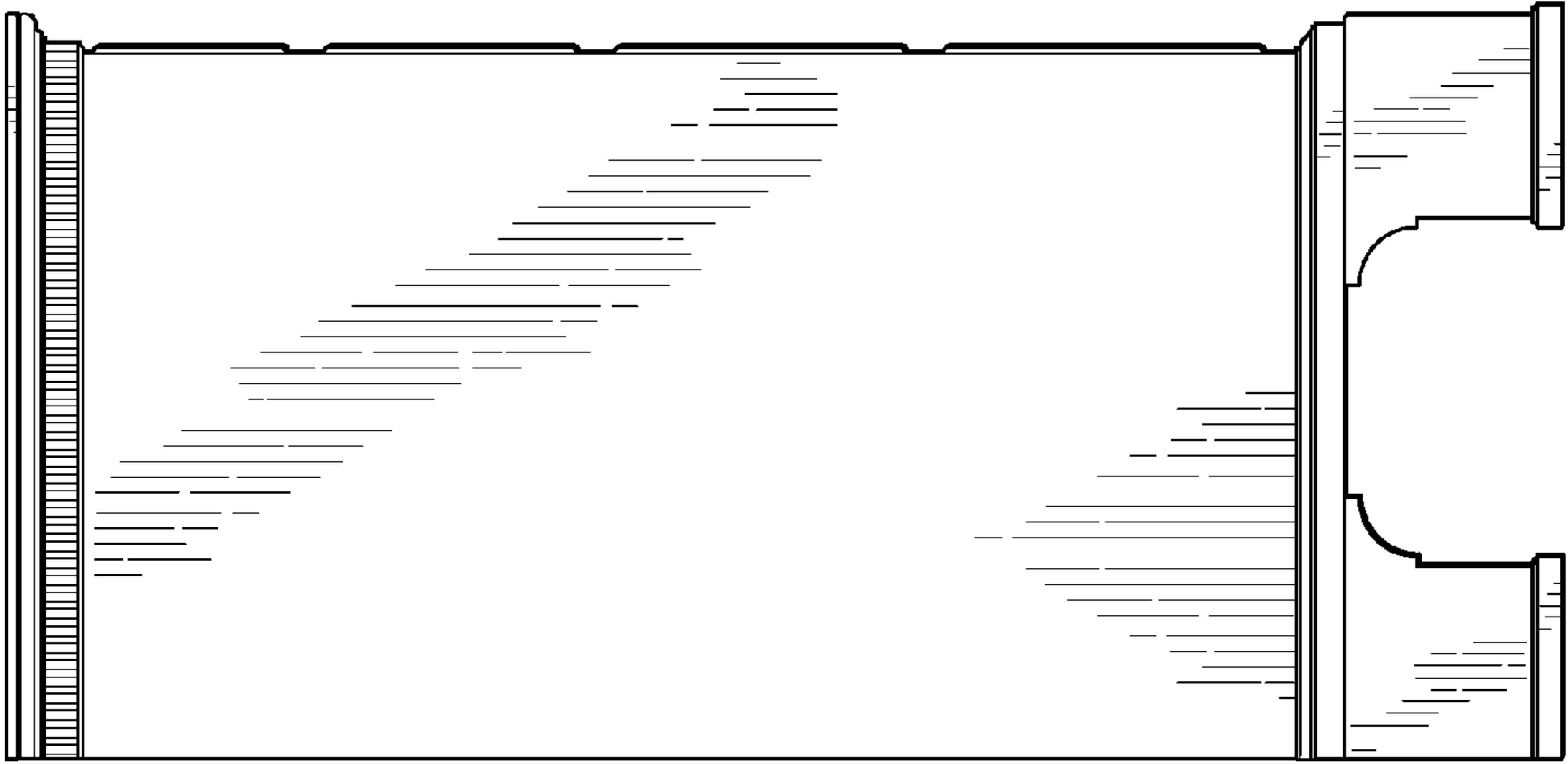


FIG. 5




FIG. 3




FIG. 4




FIG. 6

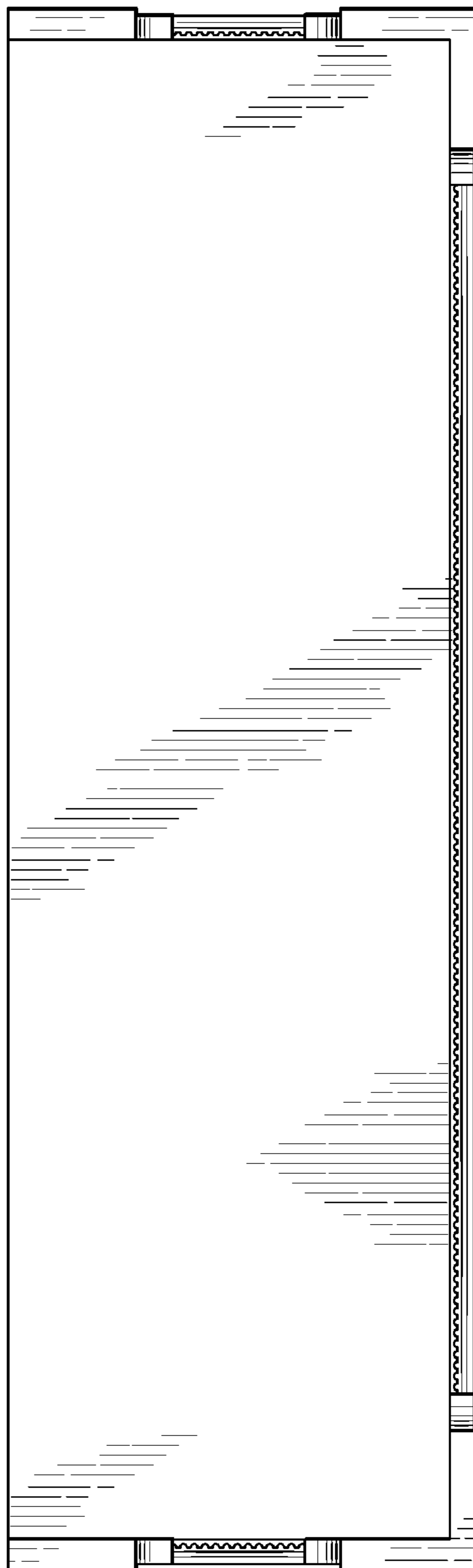


FIG. 7

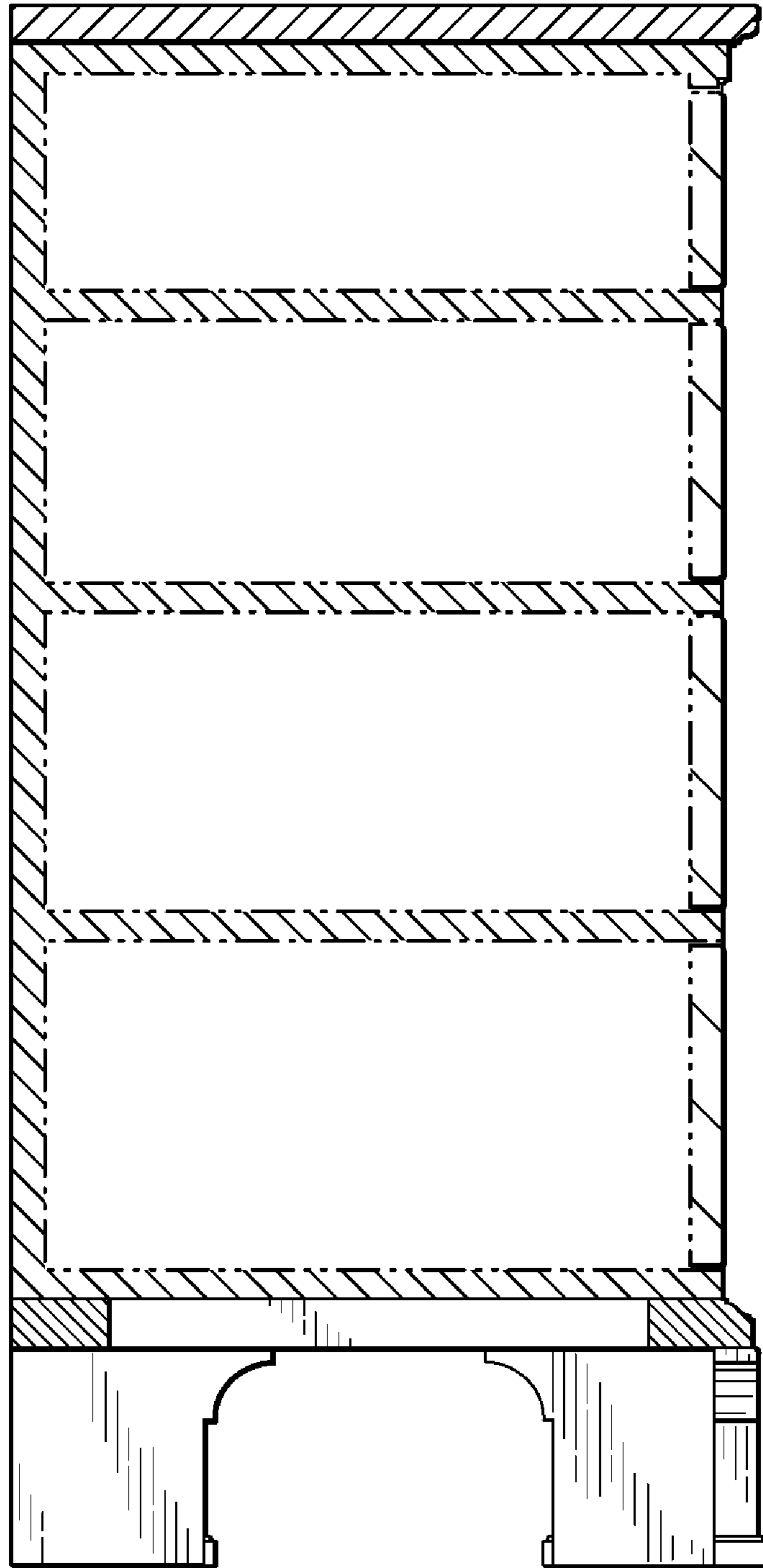


FIG. 8




FIG. 9




FIG. 10