



US00D595972S

(12) **United States Design Patent**
Broering et al.

(10) **Patent No.:** **US D595,972 S**

(45) **Date of Patent:** **** Jul. 14, 2009**

(54) **SEAT FOR A DENTAL CHAIR**

(75) Inventors: **Jacob E. Broering**, Yorkshire, OH (US);
Scott L. Strait, Greenville, OH (US);
Timothy W. Forlow, Celina, OH (US);
George Chow, Columbus, OH (US);
Thornton Lothrop, Worthington, OH (US);
Rainer Teufel, Worthington, OH (US)

(73) Assignee: **Midmark Corporation**, Versailles, OH (US)

(**) Term: **14 Years**

(21) Appl. No.: **29/327,189**

(22) Filed: **Oct. 31, 2008**

(51) **LOC (9) Cl.** **06-01**

(52) **U.S. Cl.** **D6/367**

(58) **Field of Classification Search** D6/334-336,
D6/360-361, 365, 367, 371, 373, 379, 500-502;
D24/178, 183; 297/316, 313, 330, 391, 396,
297/344.15, 344.17, 423.1, 423.18, 423.19,
297/271.1, 353, 354.1; 601/49, 86, 99, 98
See application file for complete search history.

(56) **References Cited**

U.S. PATENT DOCUMENTS

3,698,765 A * 10/1972 Olsen 297/396
3,729,227 A * 4/1973 Ohta 297/391
D260,703 S * 9/1981 Pearson D6/361
D267,987 S * 2/1983 Leffler et al. D6/361
D268,149 S * 3/1983 Case D6/361

4,415,203 A * 11/1983 Cawley 297/391
4,929,023 A * 5/1990 Rasmussen 297/330
D361,438 S * 8/1995 Spencer et al. D6/367
D378,961 S * 4/1997 Nordstrom et al. D6/367
D420,225 S * 2/2000 Lamb et al. D6/367
D462,189 S * 9/2002 Brockway et al. D6/367
D525,443 S * 7/2006 Takahashi D6/367
D565,315 S * 4/2008 Nielsen D6/367

* cited by examiner

Primary Examiner—Caron Veynar

Assistant Examiner—Abraham Bahta

(74) *Attorney, Agent, or Firm*—Wood, Herron & Evans, LLP

(57) **CLAIM**

The ornamental design for a seat for a dental chair, as shown and described.

DESCRIPTION

FIG. 1 is a perspective view of the seat for a dental chair showing our new design;

FIG. 2 is a front elevation view thereof;

FIG. 3 is a left-side elevation view thereof, the right-side elevation view being a mirror image thereof;

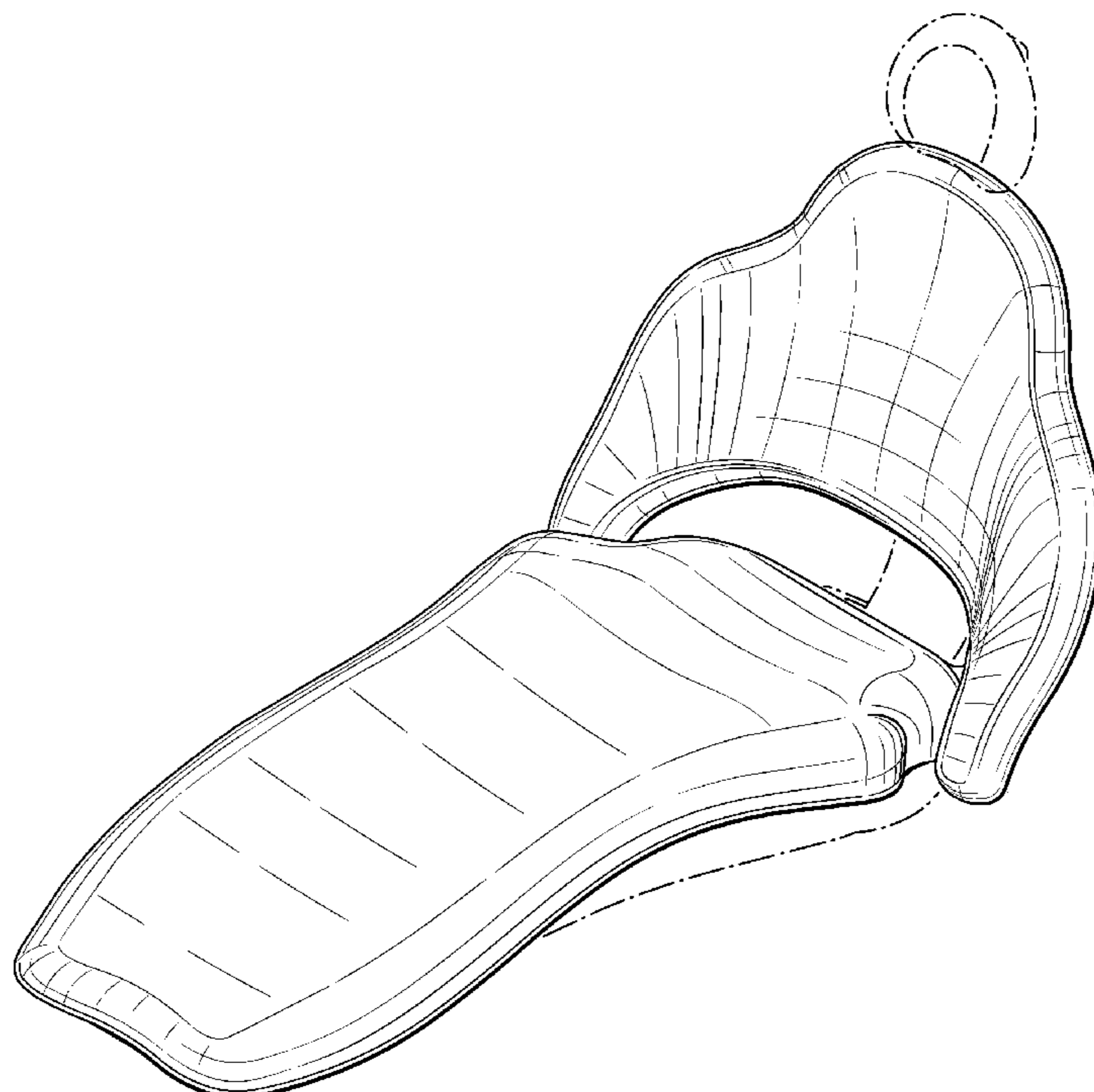
FIG. 4 is a rear elevation view thereof;

FIG. 5 is a top plan view thereof; and,

FIG. 6 a bottom plan view thereof.

The broken lines in the figures of the seat for a dental chair are for illustrative purposes only and form no part of the claimed design.

1 Claim, 5 Drawing Sheets



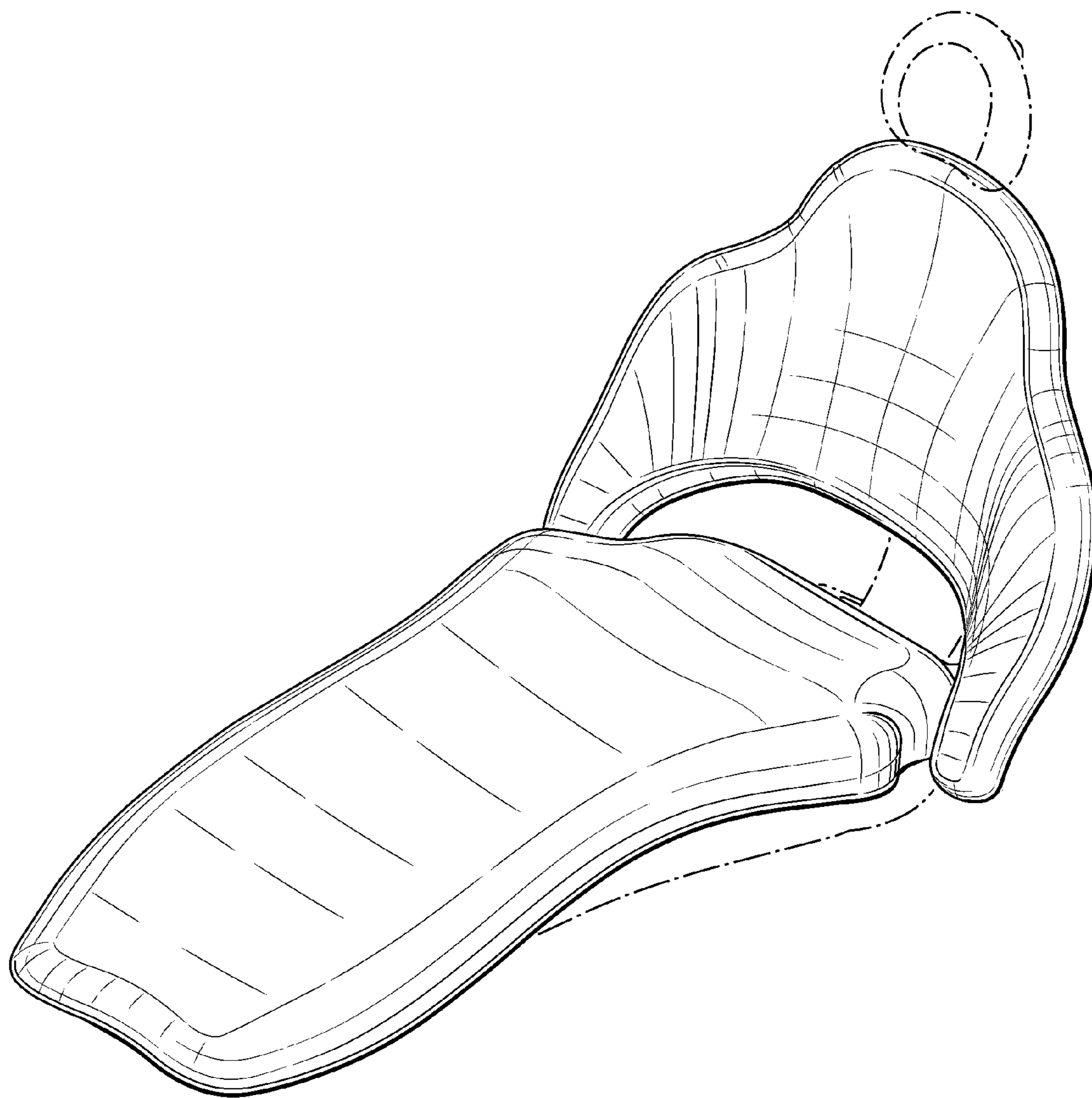


FIG. 1

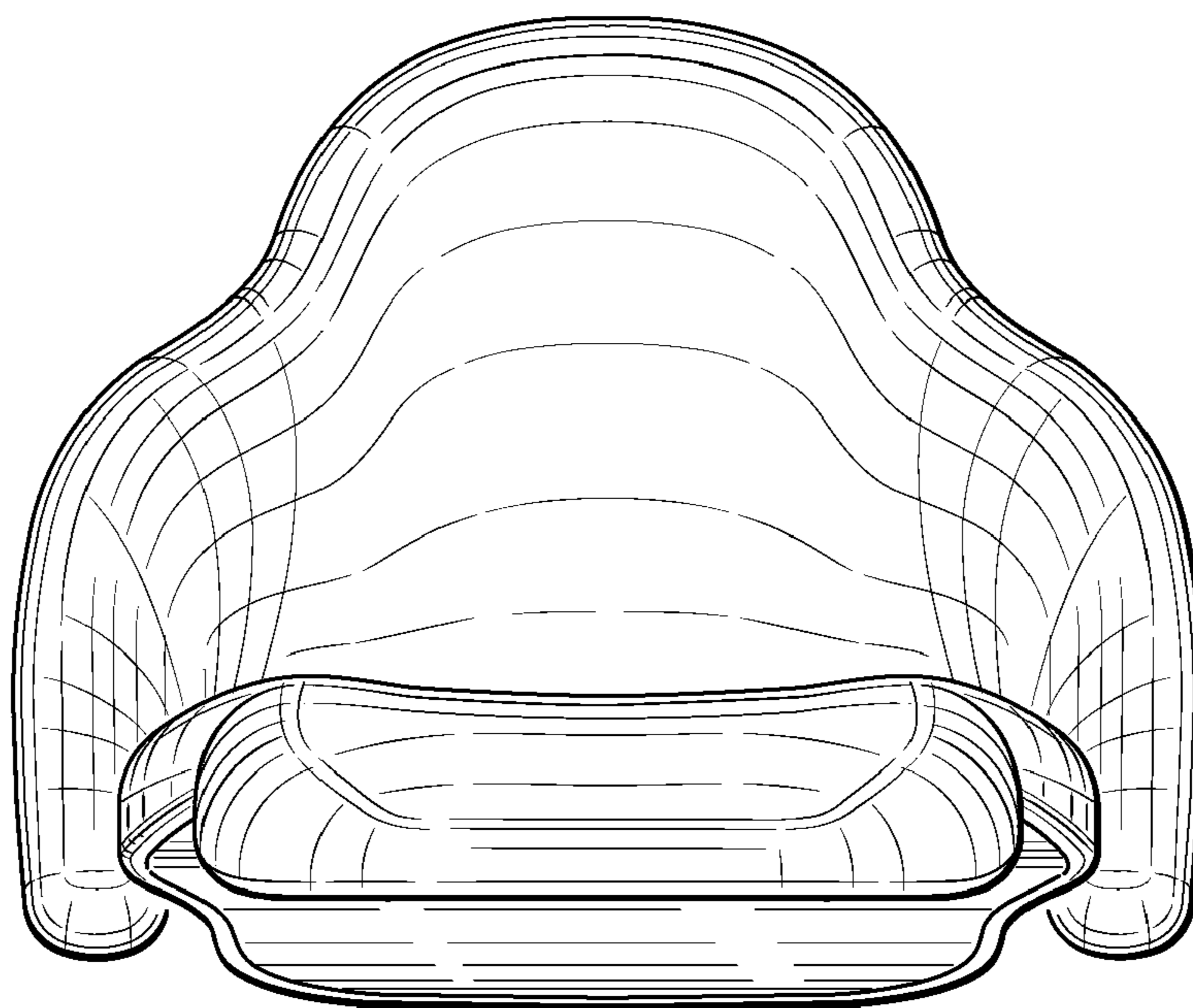


FIG. 2

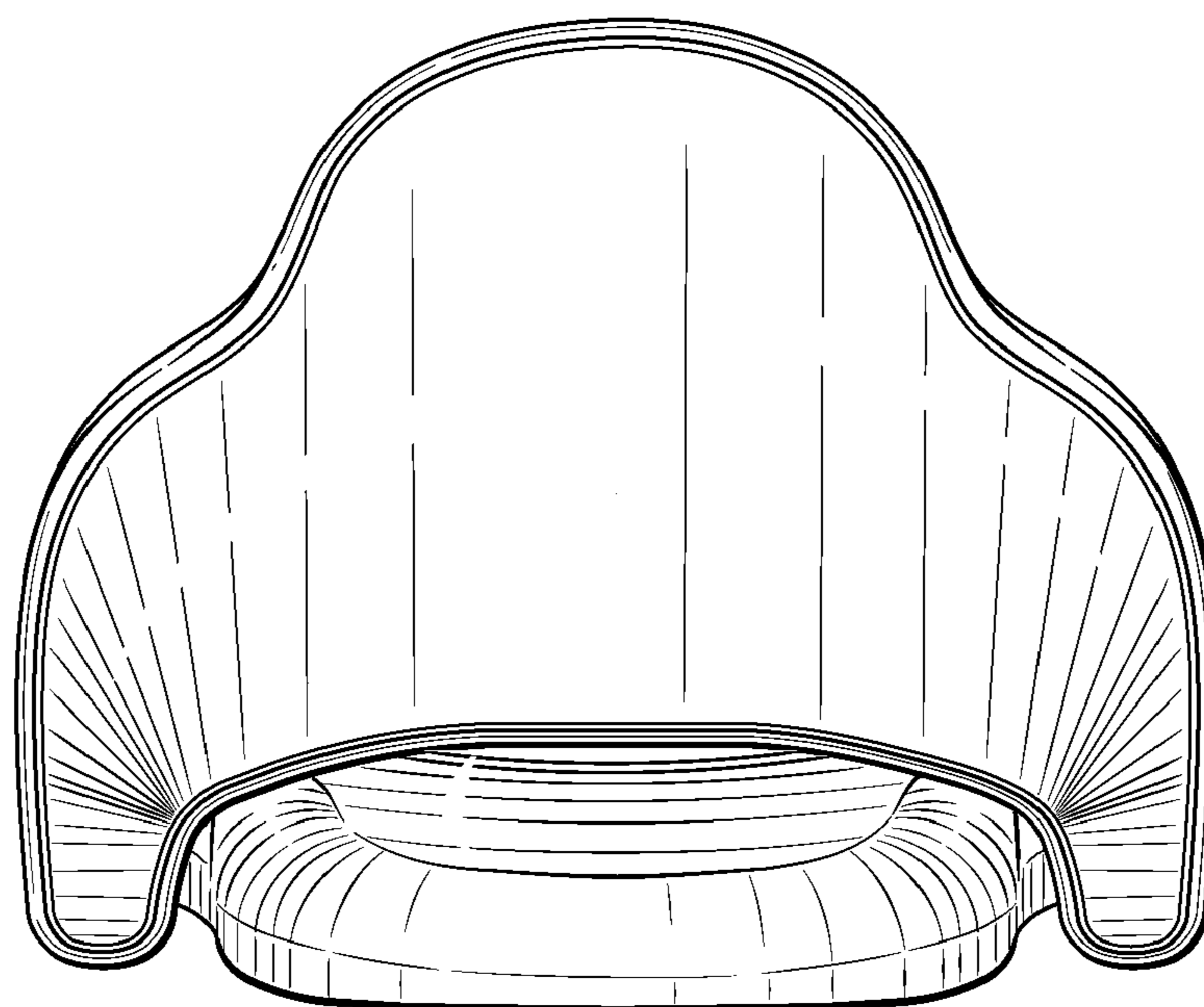


FIG. 4

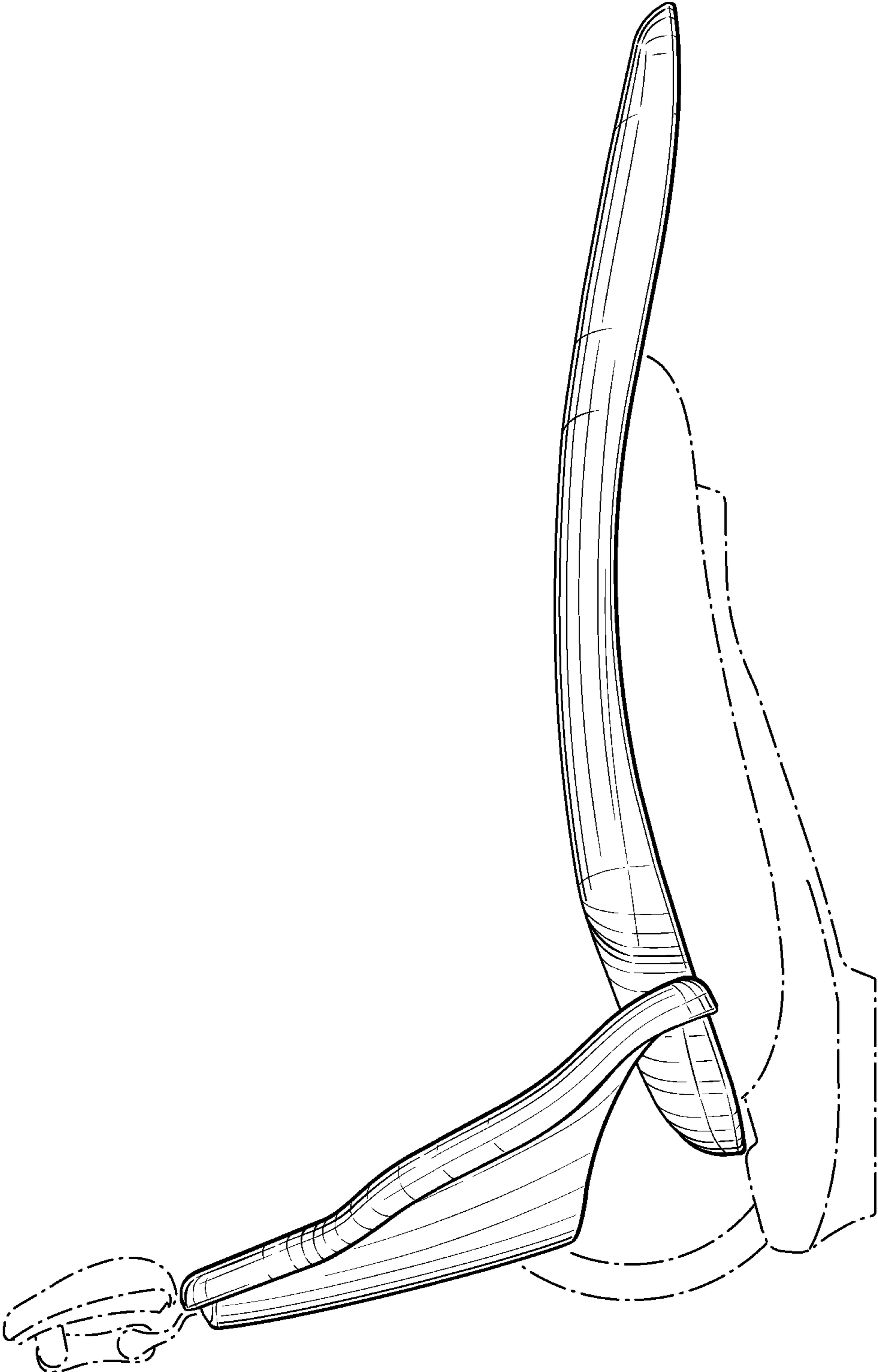


FIG. 3

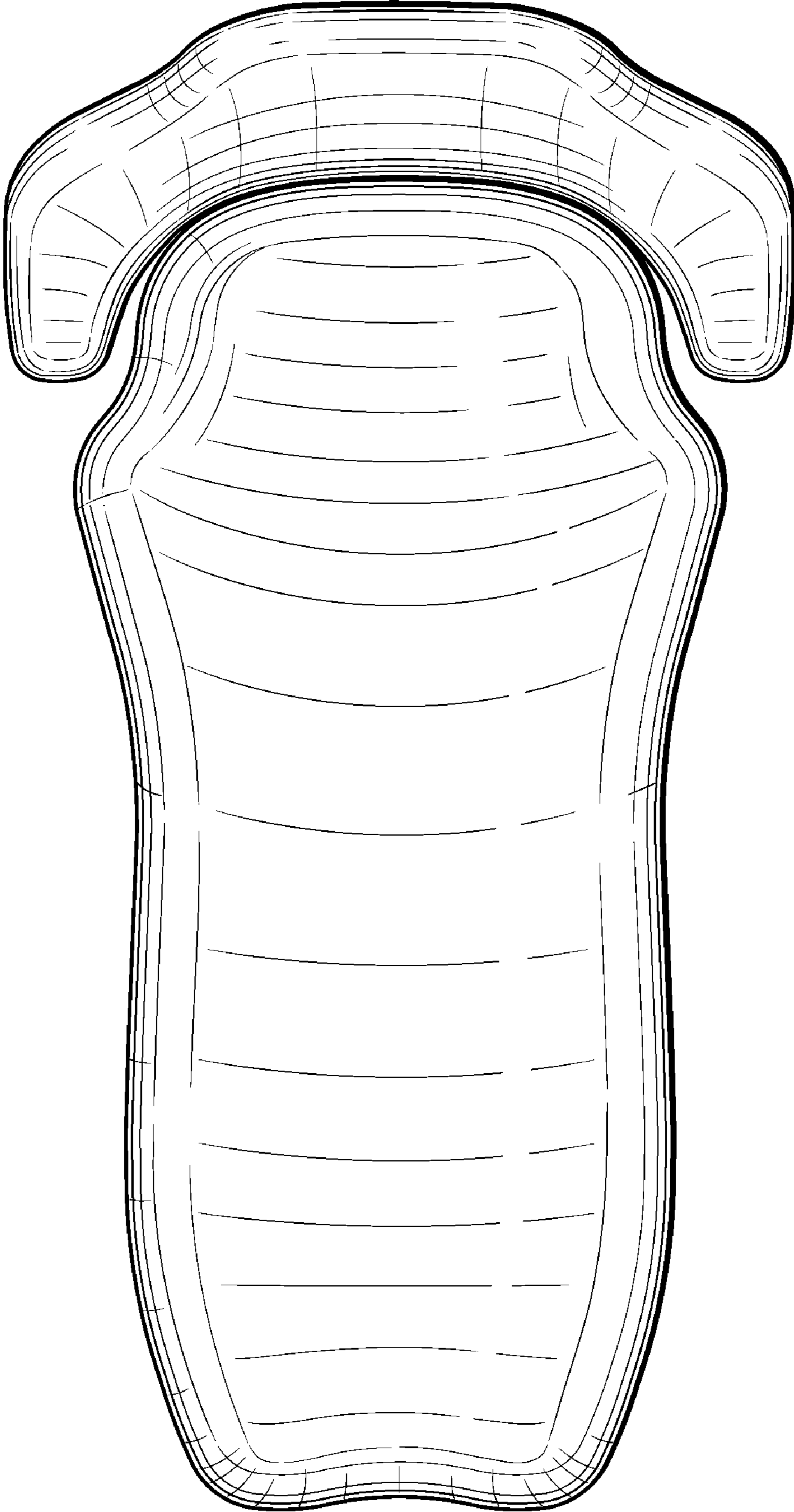


FIG. 5




FIG. 6