



US00D595956S

(12) **United States Design Patent**
Collins

(10) **Patent No.:** **US D595,956 S**

(45) **Date of Patent:** **** Jul. 14, 2009**

(54) **SMOKELESS TOBACCO CONTAINER
HOLDER**

(75) Inventor: **Donald W. Collins**, Vancouver, WA (US)

(73) Assignee: **DWC Enterprises, LLC**, Vancouver,
WA (US)

(**) Term: **14 Years**

(21) Appl. No.: **29/312,344**

(22) Filed: **Oct. 14, 2008**

(51) **LOC (9) Cl.** **03-01**

(52) **U.S. Cl.** **D3/215; D3/229; D27/186**

(58) **Field of Classification Search** D3/215,
D3/226, 228, 229, 230, 243, 299; D27/172,
D27/183, 186-187, 189-191; 224/163, 247,
224/240, 675, 677, 681, 683, 901.45, 901.6;
206/37-38, 236, 242, 248, 260; 24/3.7, 163 K
See application file for complete search history.

(56) **References Cited**

U.S. PATENT DOCUMENTS

1,777,543	A *	10/1930	Bashe et al.	24/3.7
D237,428	S *	11/1975	Baker	D3/226
3,949,916	A *	4/1976	Yount	224/240
D263,767	S *	4/1982	Sogoian et al.	D3/230
D271,061	S *	10/1983	Zimmerman	D3/229
4,562,620	A *	1/1986	Oliver, Jr.	24/163 K
D387,897	S *	12/1997	Yorke et al.	D3/215
D548,957	S *	8/2007	Lowe	D3/215
D559,531	S *	1/2008	Koppe	D3/215

* cited by examiner

Primary Examiner—Catherine R Oliver

(74) *Attorney, Agent, or Firm*—Portland Intellectual
Property, LLC; Garth Janke

(57) **CLAIM**

The ornamental design for a smokeless tobacco container
holder, substantially as shown and described.

DESCRIPTION

FIG. 1 is a front and left side perspective view of a smokeless
tobacco container holder showing my new design;

FIG. 2 is a front elevation thereof.

FIG. 3 is a rear elevation thereof.

FIG. 4 is a top view thereof.

FIG. 5 is a bottom view thereof.

FIG. 6 is a right side elevation thereof, the left side being a
mirror image of the right side; and,

FIG. 7 is a rear and right side perspective view thereof.

Environment is indicated by “dash-double-dot” lines,
whereas in FIGS. 3 and 7, the dashed lines indicate stitching
which forms part of the claimed design.

In all Figures, shading accords to the lighting convention
described in 37 C.F.R. § 1.84 (m).

The broken line showing of environment in the drawings is
included for the purpose of illustrating only and forms no part
of the claimed design.

1 Claim, 2 Drawing Sheets

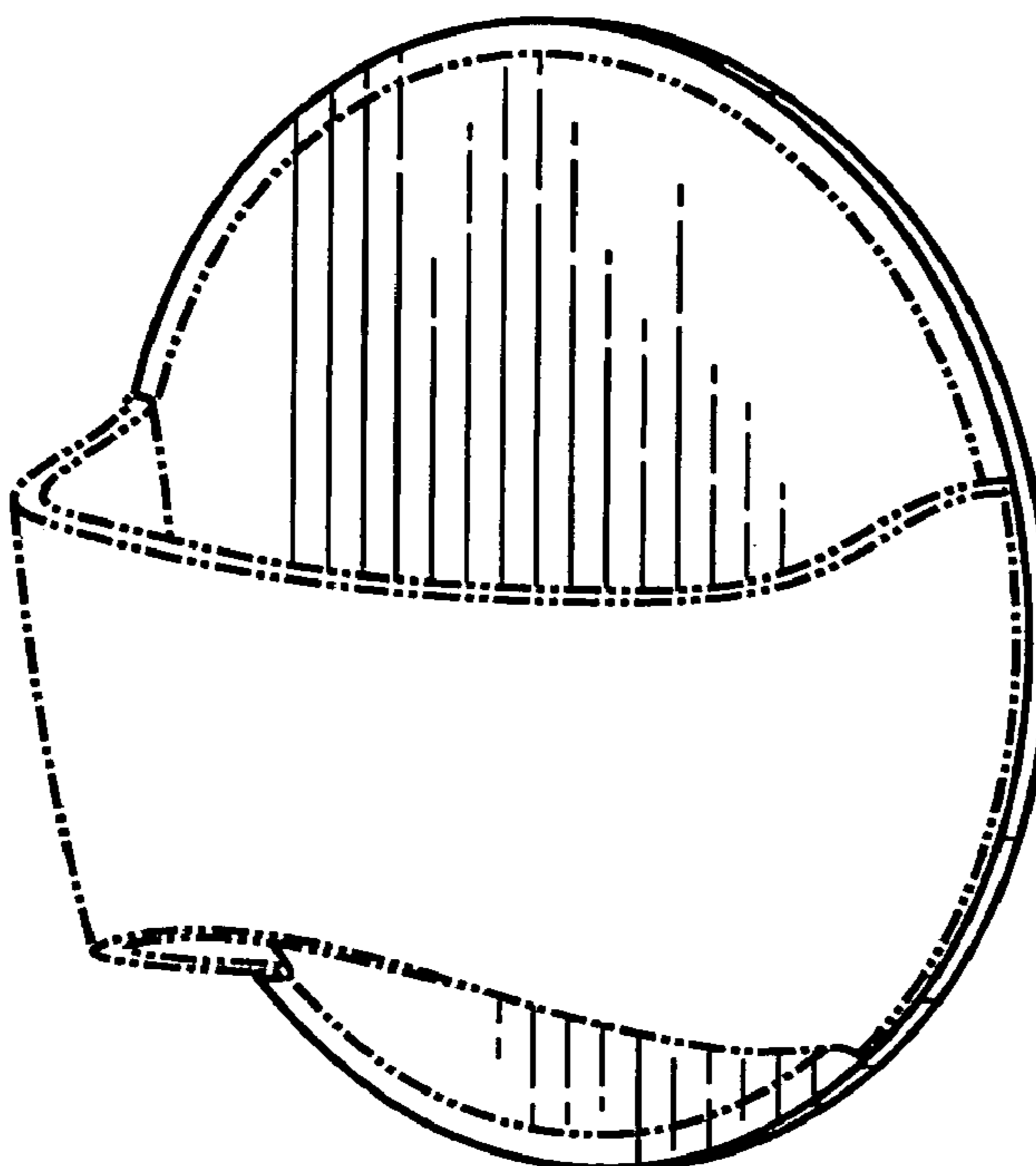


Fig. 1

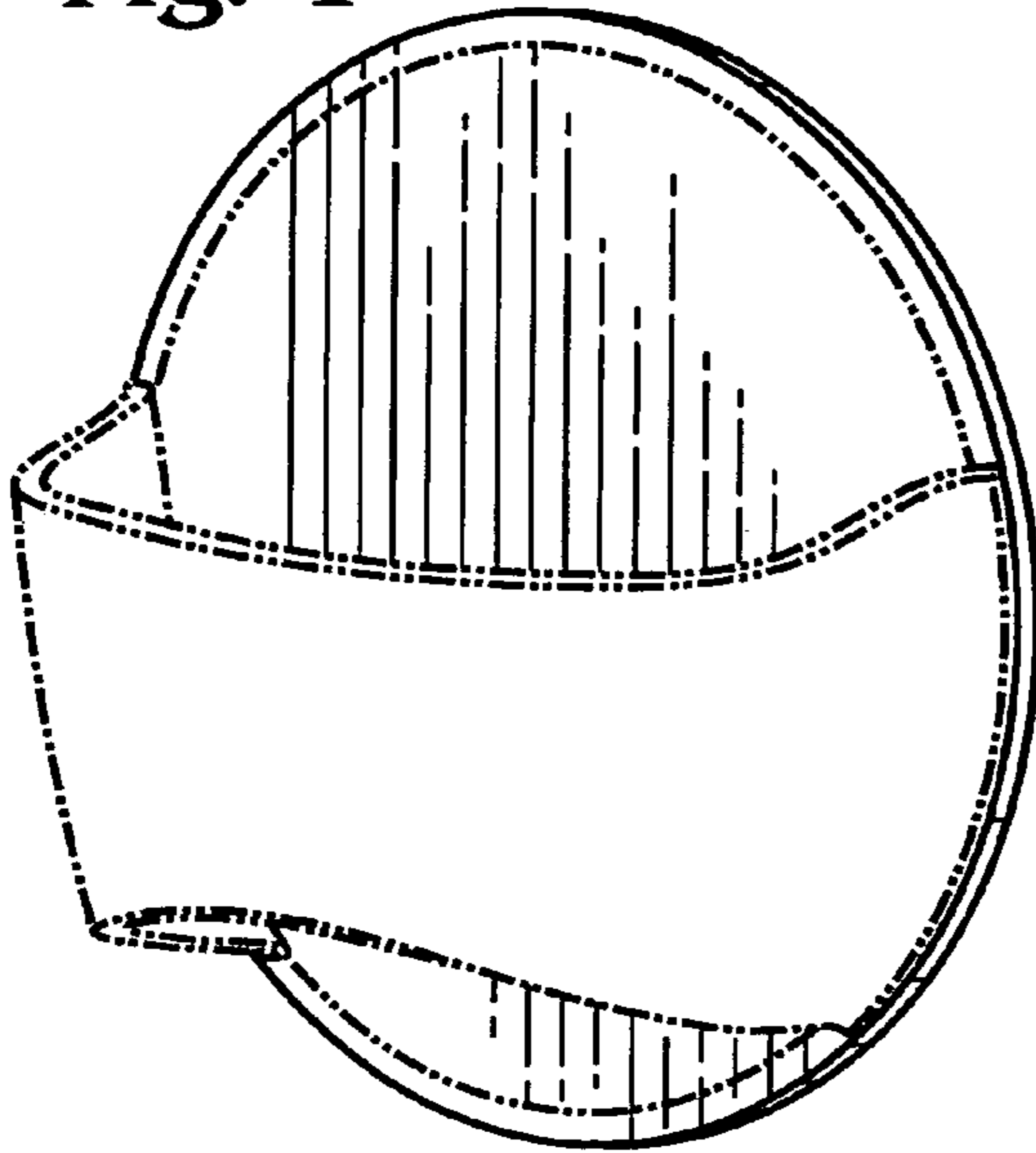


Fig. 2

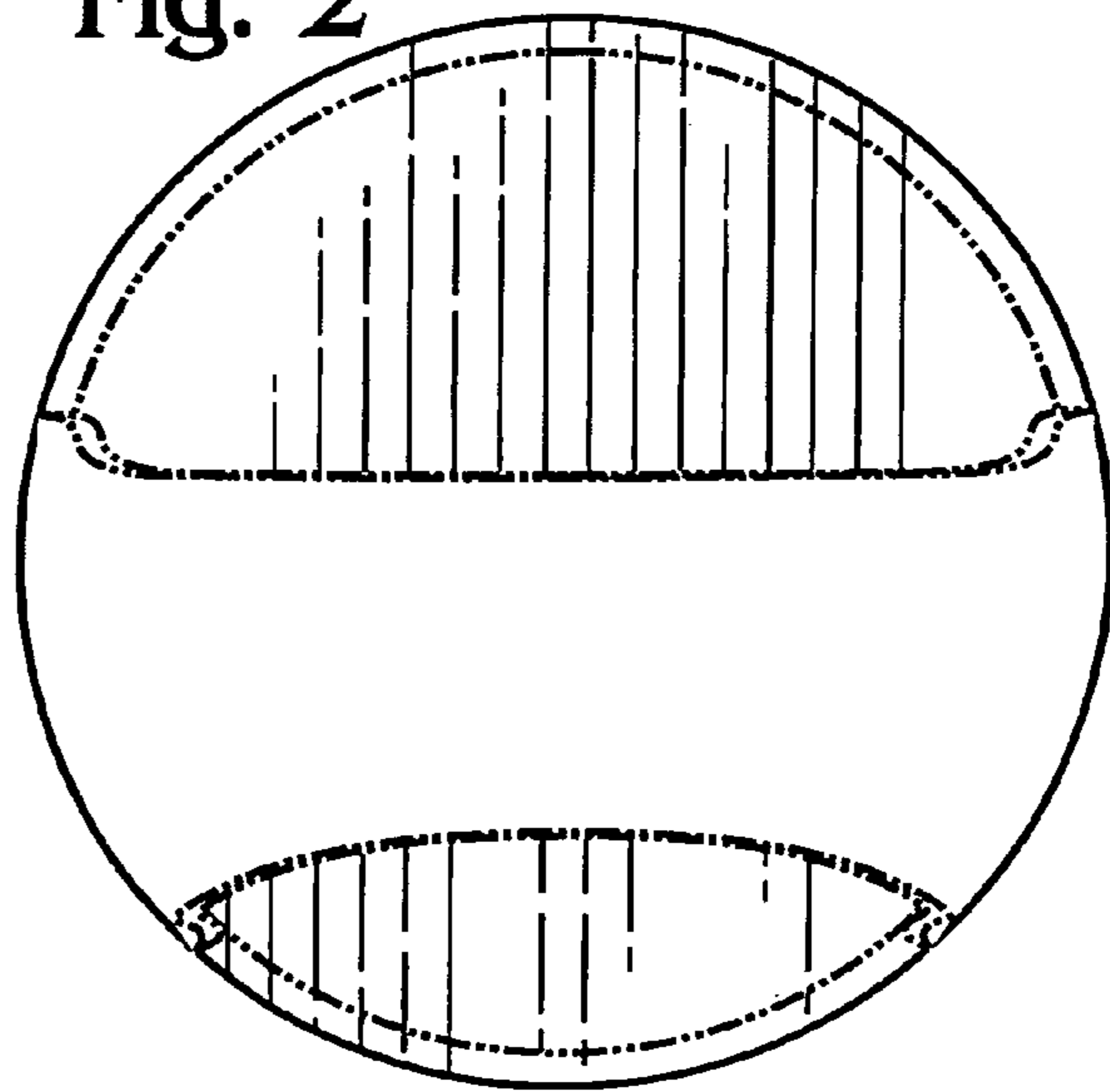


Fig. 3

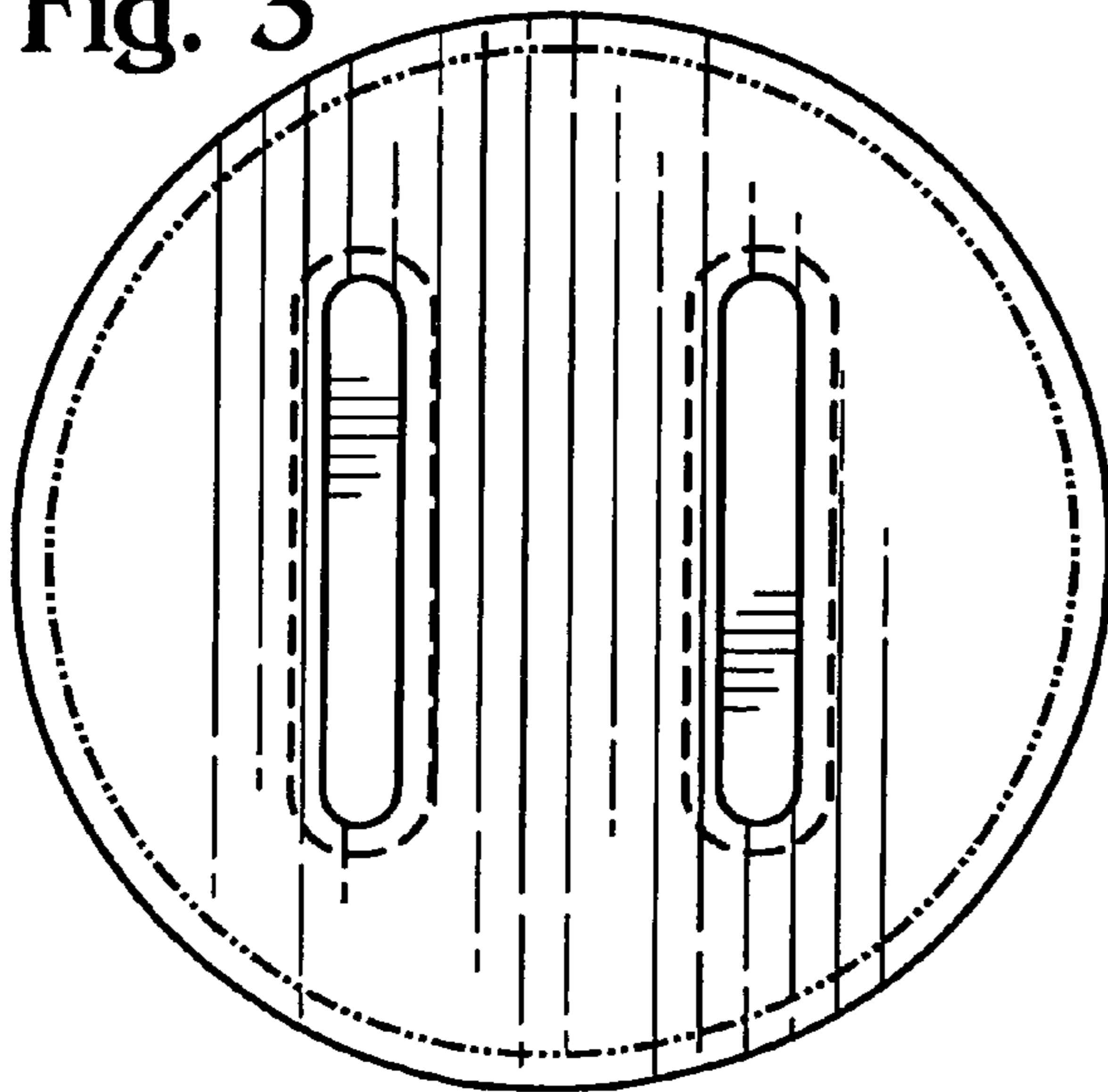


Fig. 4




Fig. 5

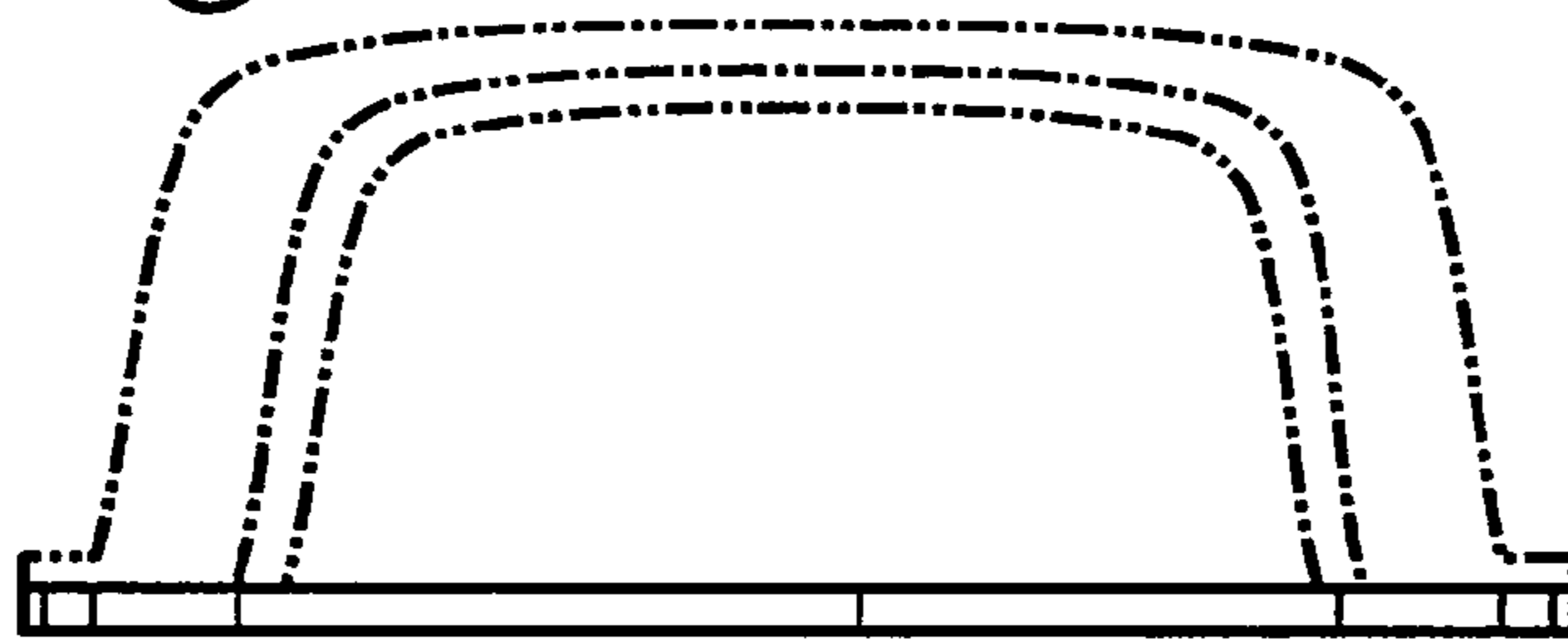


Fig. 6

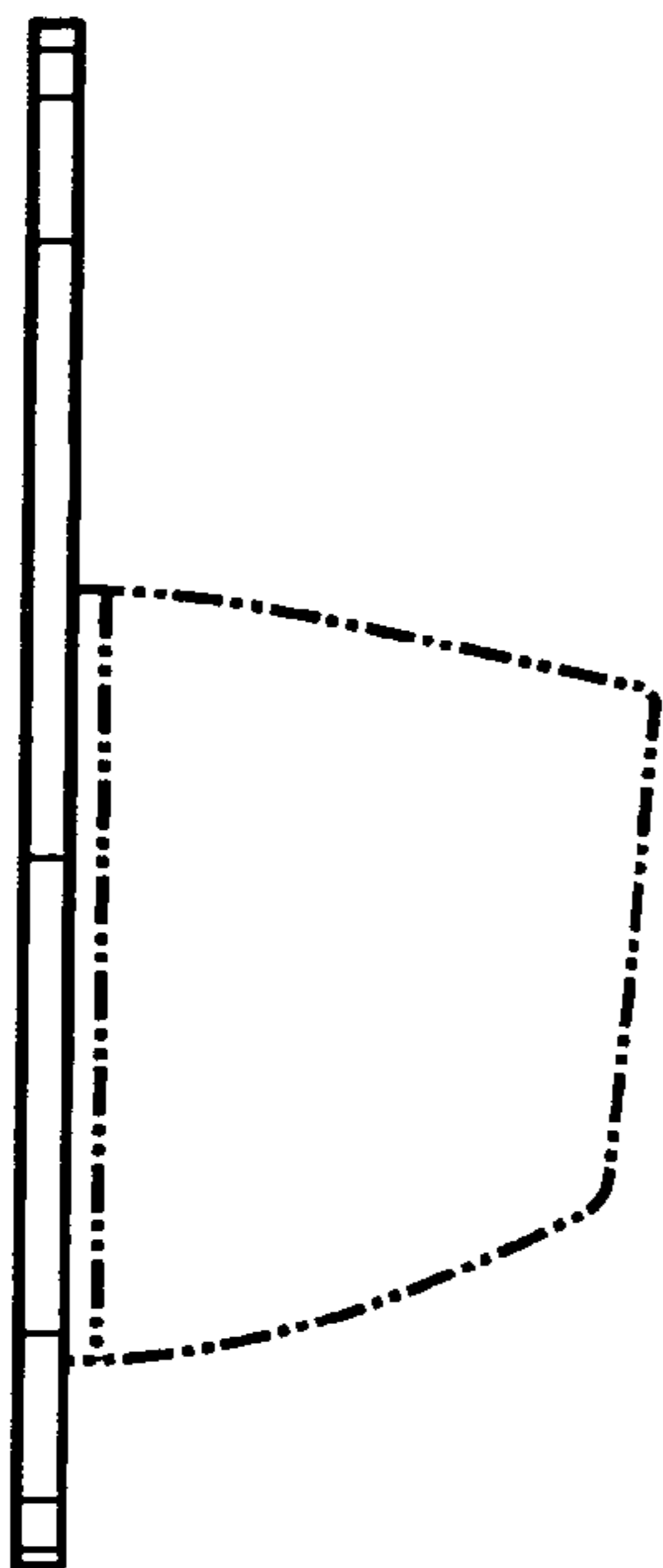


Fig. 7

