

US00D595954S

(12) **United States Design Patent**  
**Collins**

(10) **Patent No.:** **US D595,954 S**

(45) **Date of Patent:** **\*\* Jul. 14, 2009**

(54) **SMOKELESS TOBACCO CONTAINER  
HOLDER**

(75) Inventor: **Donald W. Collins**, Vancouver, WA (US)

(73) Assignee: **DWC Enterprises, LLC**, Vancouver,  
WA (US)

(\*\*) Term: **14 Years**

(21) Appl. No.: **29/312,334**

(22) Filed: **Oct. 14, 2008**

(51) **LOC (9) Cl.** ..... **03-01**

(52) **U.S. Cl.** ..... **D3/215; D27/186**

(58) **Field of Classification Search** ..... D3/215,  
D3/226, 228–230, 243, 299; D27/172, 183,  
D27/186–187, 189–191; 224/163, 247, 240,  
224/675, 677, 681, 683, 901.4, 901.6; 206/37–38,  
206/236, 242, 248, 260; 24/3.7, 163 K  
See application file for complete search history.

(56) **References Cited**

**U.S. PATENT DOCUMENTS**

1,777,543	A *	10/1930	Bashe et al.	.....	24/3.7
D237,428	S *	11/1975	Baker	.....	D3/226
3,949,916	A *	4/1976	Yount	.....	224/240
D263,767	S *	4/1982	Sogoian et al.	.....	D3/230
D271,061	S *	10/1983	Zimmerman	.....	D3/229
4,562,620	A *	1/1986	Oliver, Jr.	.....	24/163 K
D387,897	S *	12/1997	Yorke et al.	.....	D3/215
D548,957	S *	8/2007	Lowe	.....	D3/215
D559,531	S *	1/2008	Koppe	.....	D3/215

\* cited by examiner

*Primary Examiner*—Catherine R Oliver

(74) *Attorney, Agent, or Firm*—Portland Intellectual  
Property, LLC; Garth Janke

(57) **CLAIM**

The ornamental design for a smokeless tobacco container  
holder, substantially as shown and described.

**DESCRIPTION**

FIG. 1 is a front and left side perspective view of a smokeless  
tobacco container holder showing my new design, with the  
holder in a closed configuration;

FIG. 2 is a left side elevation thereof, the right side being a  
mirror image of the left side.

FIG. 3 is a front elevation thereof.

FIG. 4 is a top view thereof.

FIG. 5 is a bottom view thereof; and,

FIG. 6 is a rear elevation thereof.

In all Figures, shading accords to the lighting convention  
described in 37 C.F.R. § 1.84(m).

Environment is indicated by “dash-double-dot” lines in all  
Figures. In FIG. 6, lines having solid portions and remaining,  
broken portions indicate, respectively, portions of the claimed  
design, and environment.

The broken line showing of environment in the drawings is  
included for the purpose of illustrating only and forms no part  
of the claimed design.

**1 Claim, 2 Drawing Sheets**

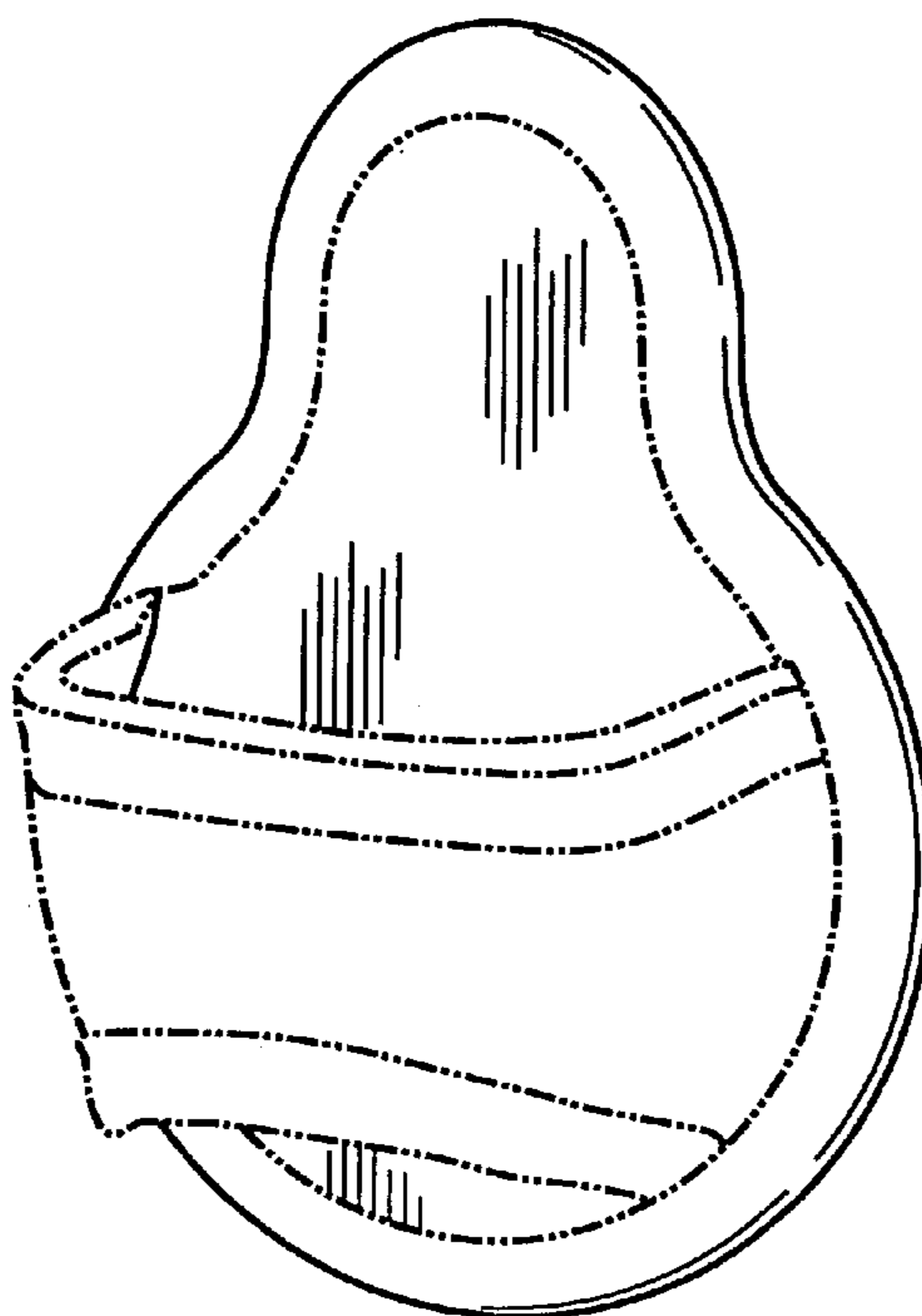


Fig. 1

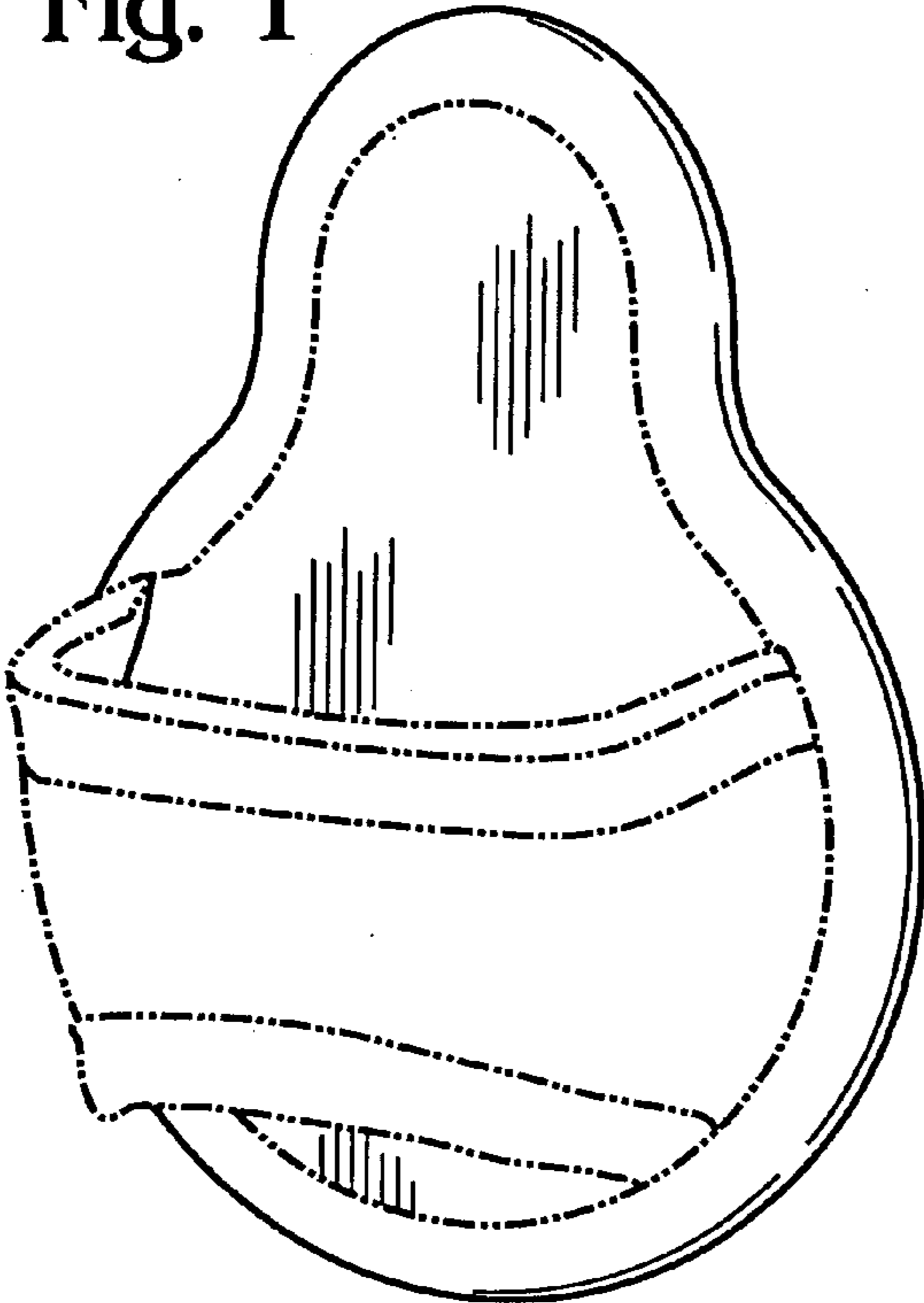


Fig. 2

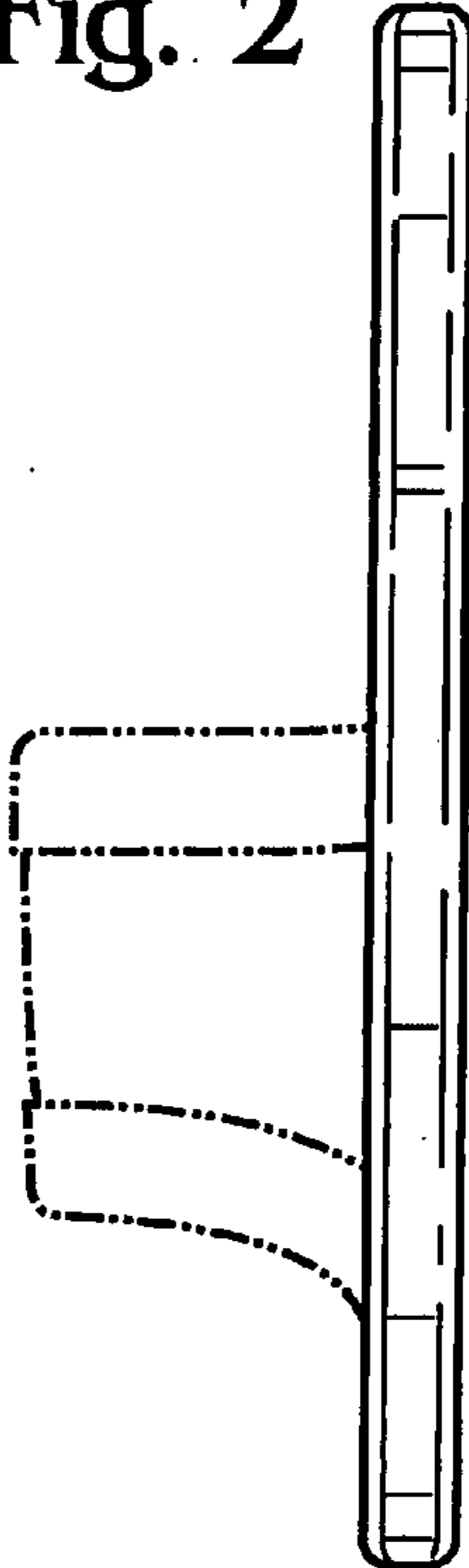


Fig. 3

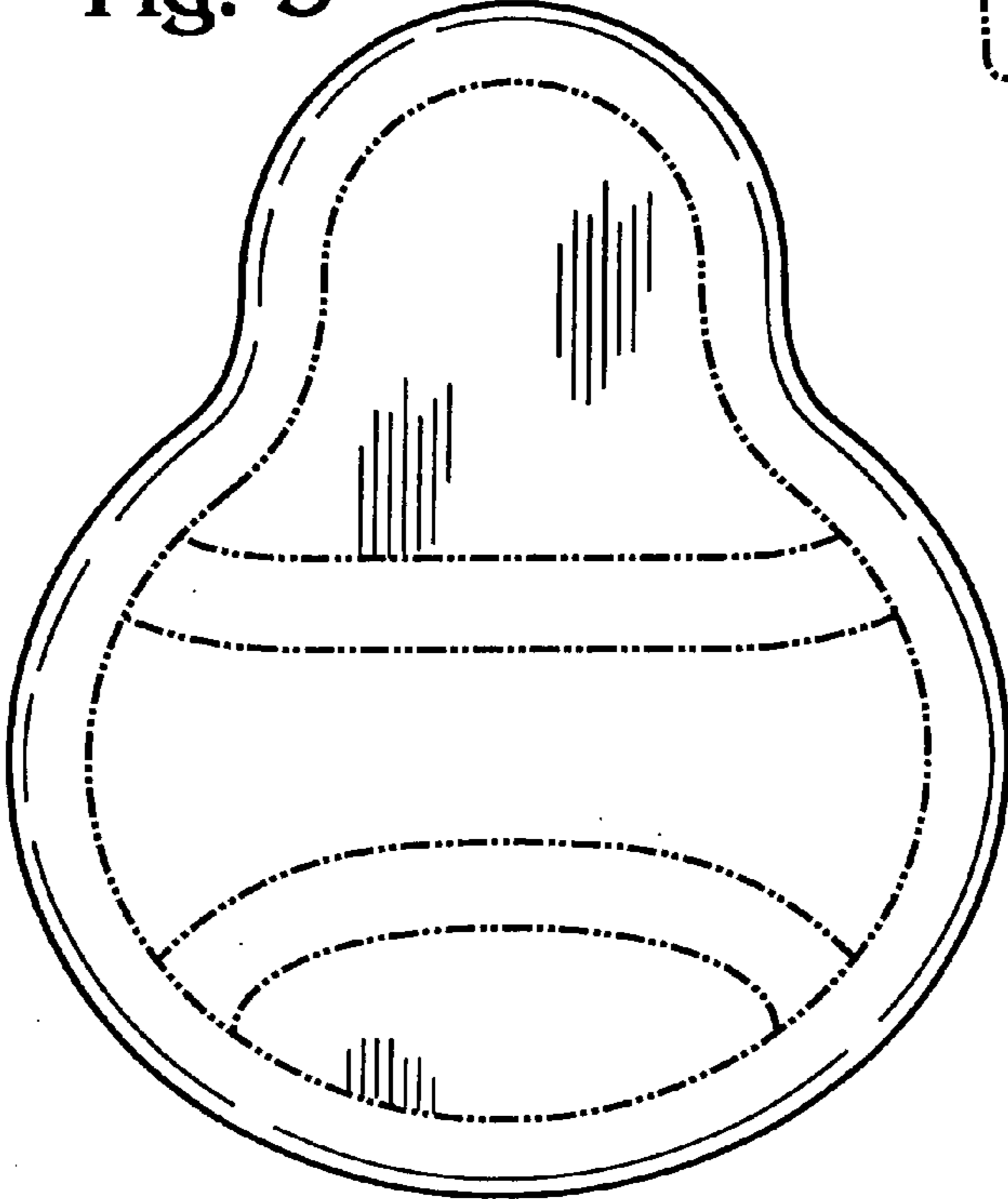


Fig. 4

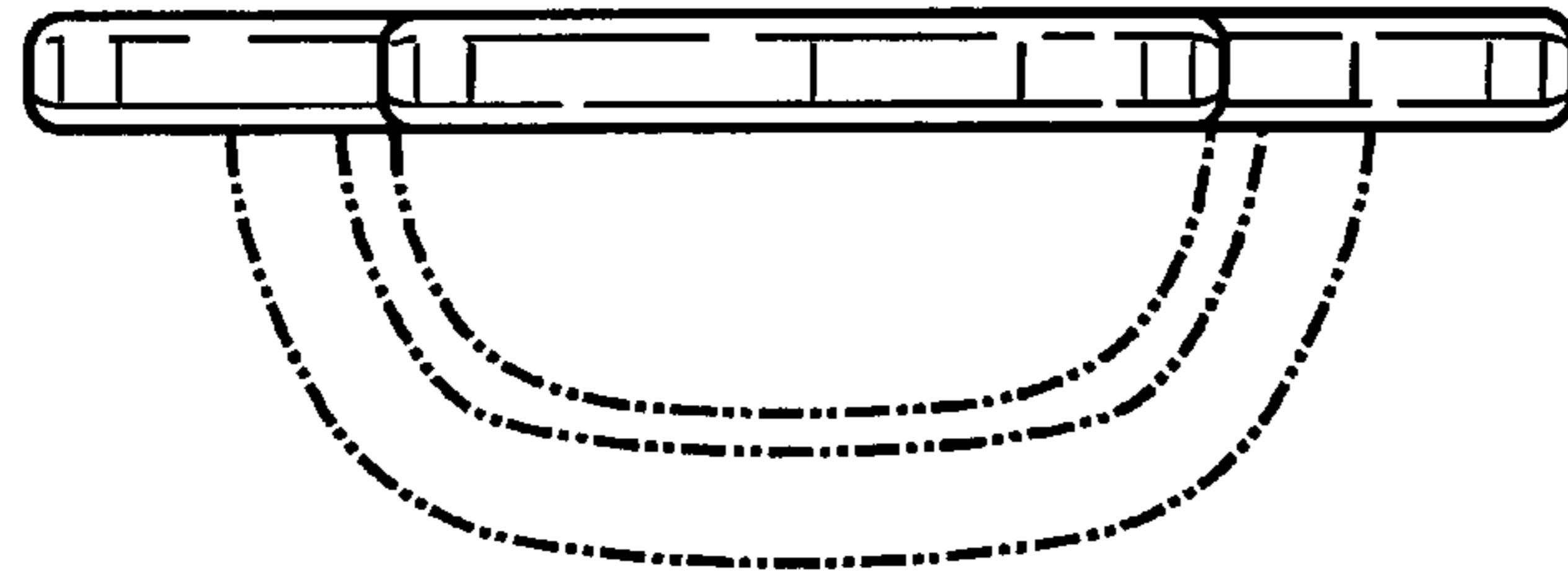


Fig. 5

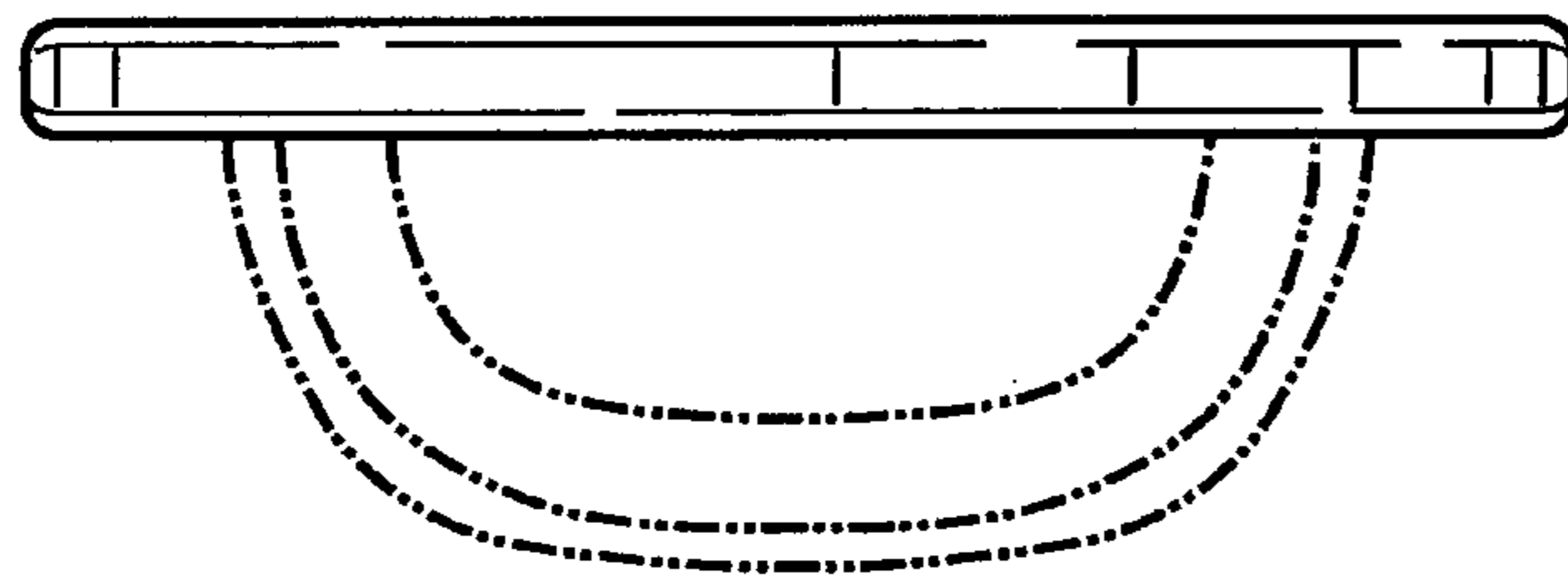


Fig. 6

