



US00D595950S

(12) **United States Design Patent**
Mayden

(10) **Patent No.:** **US D595,950 S**
(45) **Date of Patent:** **** Jul. 14, 2009**

(54) **SHOE UPPER**

D491,346 S 6/2004 Roulo

(75) **Inventor:** **Jason Carter Mayden**, Beaverton, OR
(US)

(Continued)

(73) **Assignee:** **NIKE, Inc.**, Beaverton, OR (US)

OTHER PUBLICATIONS

(**) **Term:** **14 Years**

Nike Footwear Catalog, Fall 1990, pp. 124 & 138, published Dec. 1989.

(21) **Appl. No.:** **29/334,458**

Nike Footwear Catalog, Fall 1993, p. 32, published Dec. 1992.

(22) **Filed:** **Mar. 26, 2009**

Nike Footwear Catalog, Fall 1996, p. 8, published Dec. 1995.

(51) **LOC (9) Cl.** **02-99**

Nike Footwear Catalog, Late Spring 1996, p. 89, published Aug. 1995.

(52) **U.S. Cl.** **D2/972**

Nike Footwear Catalog, Holiday 1997, p. 90, published Mar. 1997.

(58) **Field of Classification Search** D2/896,
D2/902, 906-912, 943, 944, 969, 972-974;
36/45-49, 50.1, 77 M, 77 R, 83, 88, 113,
36/114, 126-131

See application file for complete search history.

(Continued)

Primary Examiner—Dominic Simone

(74) *Attorney, Agent, or Firm*—Banner & Witcoff, Ltd.

(56) **References Cited**

U.S. PATENT DOCUMENTS

D65,515 S	5/1924	Bohr	
D239,479 S	4/1976	Senter	
D272,964 S	3/1984	Feigelstock	
D290,541 S	6/1987	O'Rourke	
D313,498 S	1/1991	Aveni	
D315,055 S	3/1991	Rogers et al.	
D327,565 S	7/1992	Graham	
D328,966 S	9/1992	Aveni	
D330,967 S	11/1992	Aveni et al.	
D367,754 S	3/1996	James	
D407,548 S	4/1999	Holmes	
D432,774 S *	10/2000	Avar	D2/972
D441,182 S *	5/2001	Link	D2/972
D446,920 S	8/2001	Duclos	

(57) **CLAIM**

The ornamental design for a shoe upper, as shown and described.

DESCRIPTION

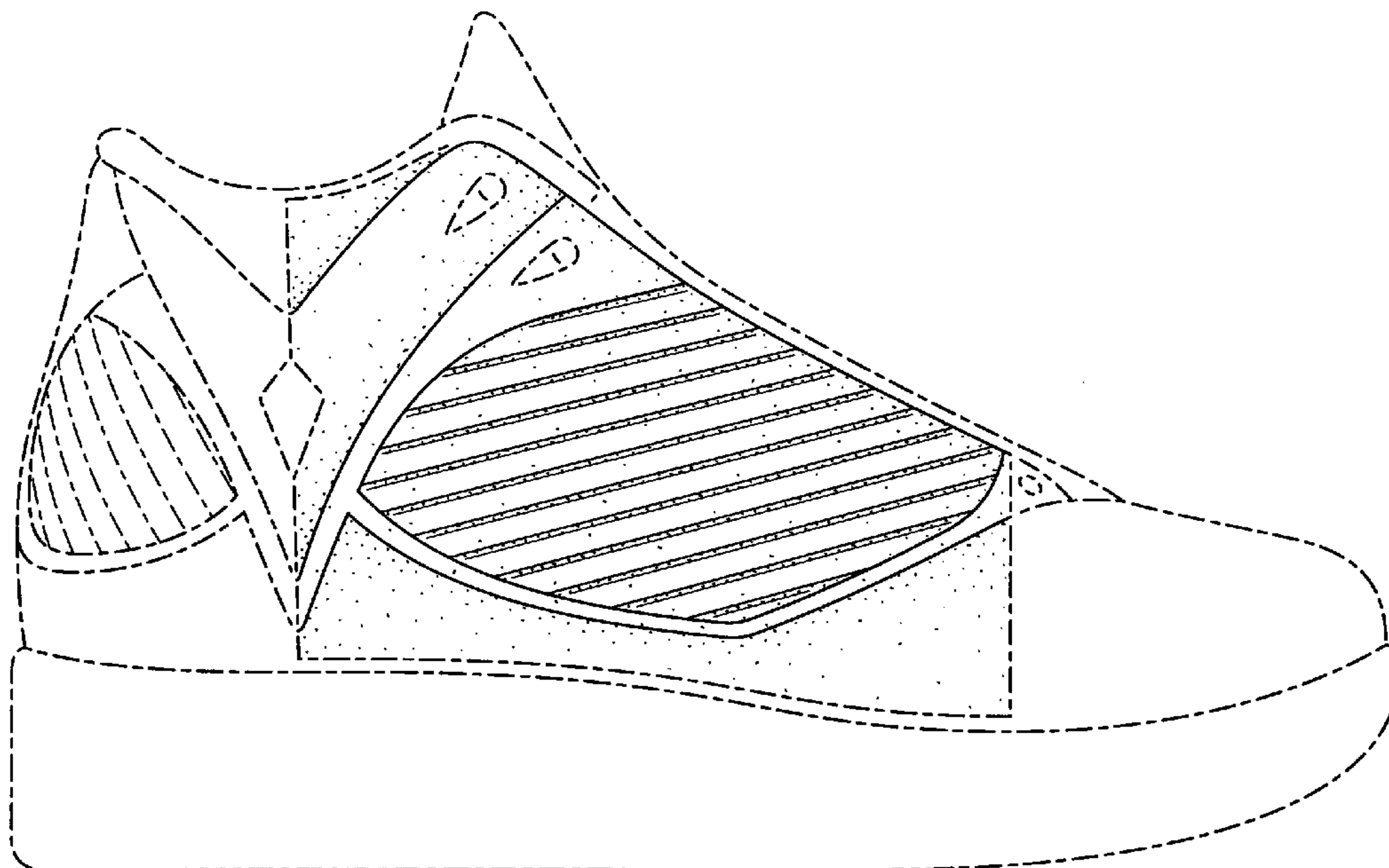
FIG. 1 is a front perspective view of a shoe upper showing my new design;

FIG. 2 is a rear perspective view thereof; and,

FIG. 3 is a lateral side view thereof.

The broken line showing of the two tear drop lacing elements is for environmental purposes only, and forms no part of the claimed design. The broken line showing that is immediately adjacent to the shaded area represents an unclaimed boundary of the design. The broken showing of the remainder of the shoe is for environmental purposes only and forms no part of the claimed design.

1 Claim, 3 Drawing Sheets



US D595,950 S

Page 2

U.S. PATENT DOCUMENTS

D501,984 S * 2/2005 Allen D2/972
D501,986 S 2/2005 Lotti
D504,562 S * 5/2005 Kuerbis D2/972
D511,616 S 11/2005 Fullum
D512,476 S 12/2005 Howard
D513,449 S * 1/2006 Caron et al. D2/972
D513,778 S 1/2006 Howard
D516,783 S 3/2006 Chu
D523,222 S 6/2006 Savage
D524,532 S 7/2006 Roulo
D526,772 S 8/2006 Cass
D528,279 S * 9/2006 Smith, III D2/972
D537,618 S 3/2007 Huthmaker
D550,934 S 9/2007 Mathieu
D554,831 S * 11/2007 Lotti D2/907
D554,846 S * 11/2007 Tetsuya D2/972
D557,489 S * 12/2007 Dolan D2/972

D572,454 S 7/2008 Dirsa
D577,179 S 9/2008 Della Valle
D579,649 S 11/2008 McDowell
D582,133 S * 12/2008 Del Biondi D2/902
D583,141 S 12/2008 Mermet
D583,545 S * 12/2008 Lee D2/972
D583,547 S 12/2008 Mermet
D586,106 S 2/2009 Duffy
D586,110 S 2/2009 Lotti

OTHER PUBLICATIONS

Nike Footwear Catalog, Fall 1998, pp. M32 & M67, published Dec. 1997.

Nike Footwear Catalog, Fall 1999, p. W21, published Nov. 1998.

Nike Footwear Catalog, Fall 2001, p. 2, published Nov. 2000.

Nike Footwear Catalog, Fall 2004, p. 104, published Nov. 2003.

* cited by examiner

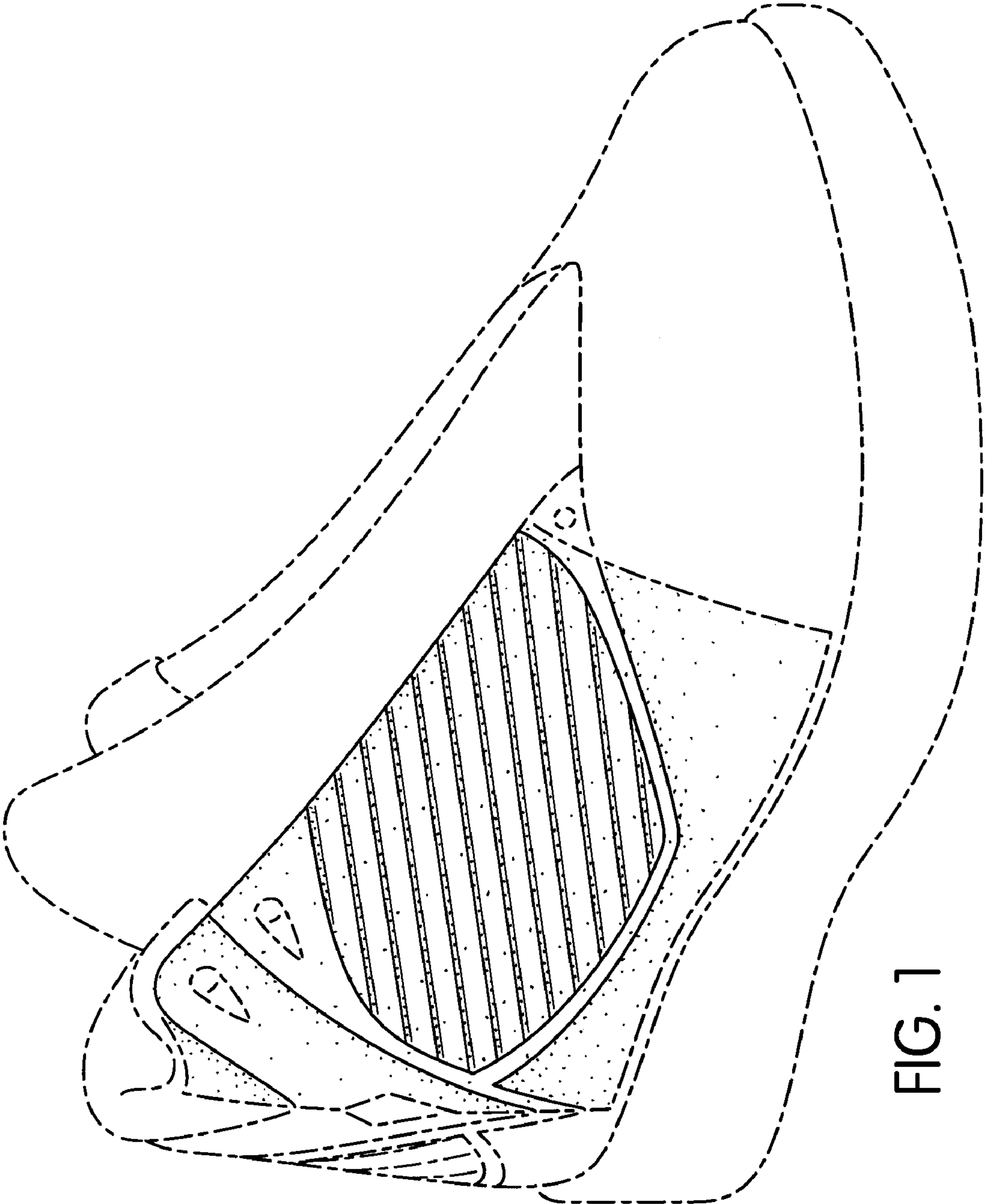


FIG. 1

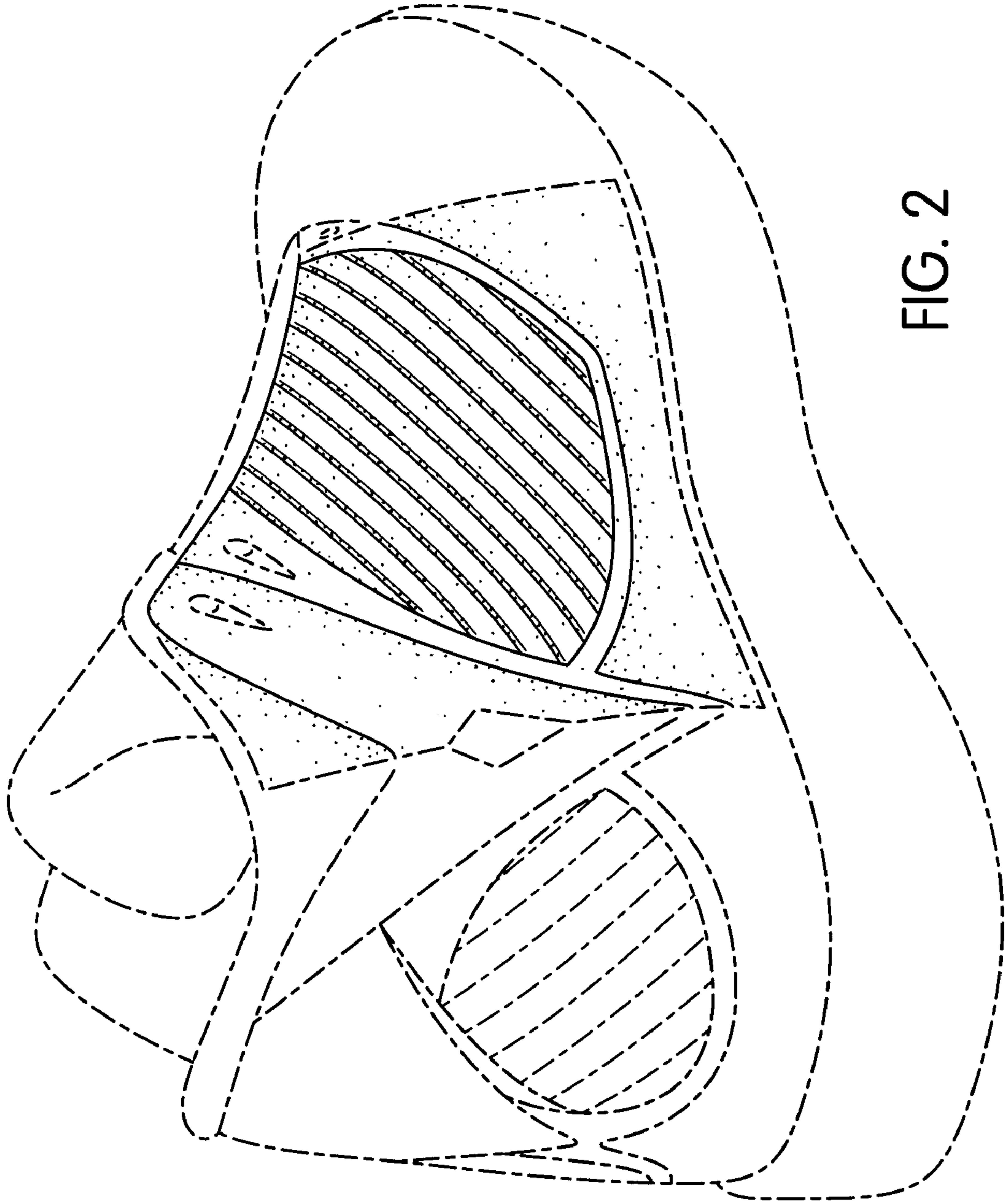


FIG. 2

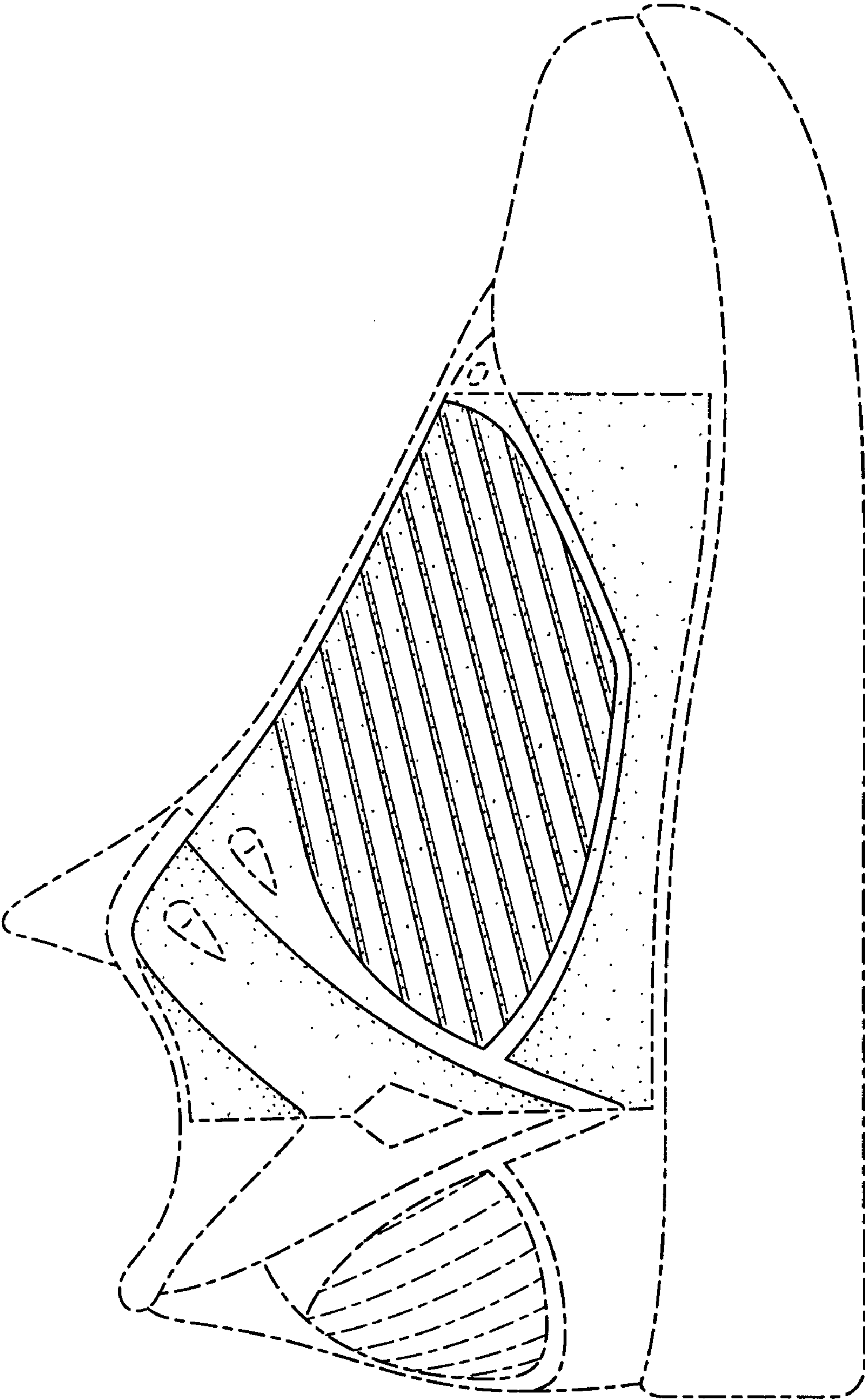


FIG. 3