



US00D595942S

(12) **United States Design Patent**
White et al.

(10) **Patent No.:** **US D595,942 S**
(45) **Date of Patent:** **** Jul. 14, 2009**

(54) **CLOG INSERT**

(75) Inventors: **Erin D. White**, Lawrence, KS (US);
David J. Nielsen, Topeka, KS (US);
Robert M. Mingione, New York, NY
(US); **Bernard C. Figueroa**, Asbury
Park, NJ (US); **Joseph M. Wallace**,
Lawrence, KS (US)

(73) Assignee: **Payless ShoeSource Worldwide, Inc.**,
Topeka, KS (US)

(**) Term: **14 Years**

(21) Appl. No.: **29/302,398**

(22) Filed: **Jan. 16, 2008**

(51) **LOC (9) Cl.** **02-99**

(52) **U.S. Cl.** **D2/961**

(58) **Field of Classification Search** D2/946,
D2/961, 896; 36/43, 44
See application file for complete search history.

(56) **References Cited**

U.S. PATENT DOCUMENTS

4,633,597	A *	1/1987	Shiang	36/43
D336,977	S *	7/1993	Sensi	D2/961
5,845,418	A *	12/1998	Chi	36/43
D497,708	S *	11/2004	Granger et al.	D2/961
D529,698	S *	10/2006	Hikade et al.	D2/961

D555,336	S *	11/2007	Earle	D2/946
D576,780	S *	9/2008	Jolicoeur	D2/961
D581,138	S *	11/2008	White et al.	D2/896

* cited by examiner

Primary Examiner—Dominic Simone
(74) *Attorney, Agent, or Firm*—Lathrop & Gage LLP

(57) **CLAIM**

The ornamental design for a clog insert, as shown and described.

DESCRIPTION

FIG. 1 is a right perspective view of a clog insert shown within a clog depicted in phantom lines;

FIG. 2 is right perspective view of a clog insert showing our new design;

FIG. 3 is a top plan view thereof;

FIG. 4 is a bottom plan view thereof;

FIG. 5 is a right side elevational view thereof;

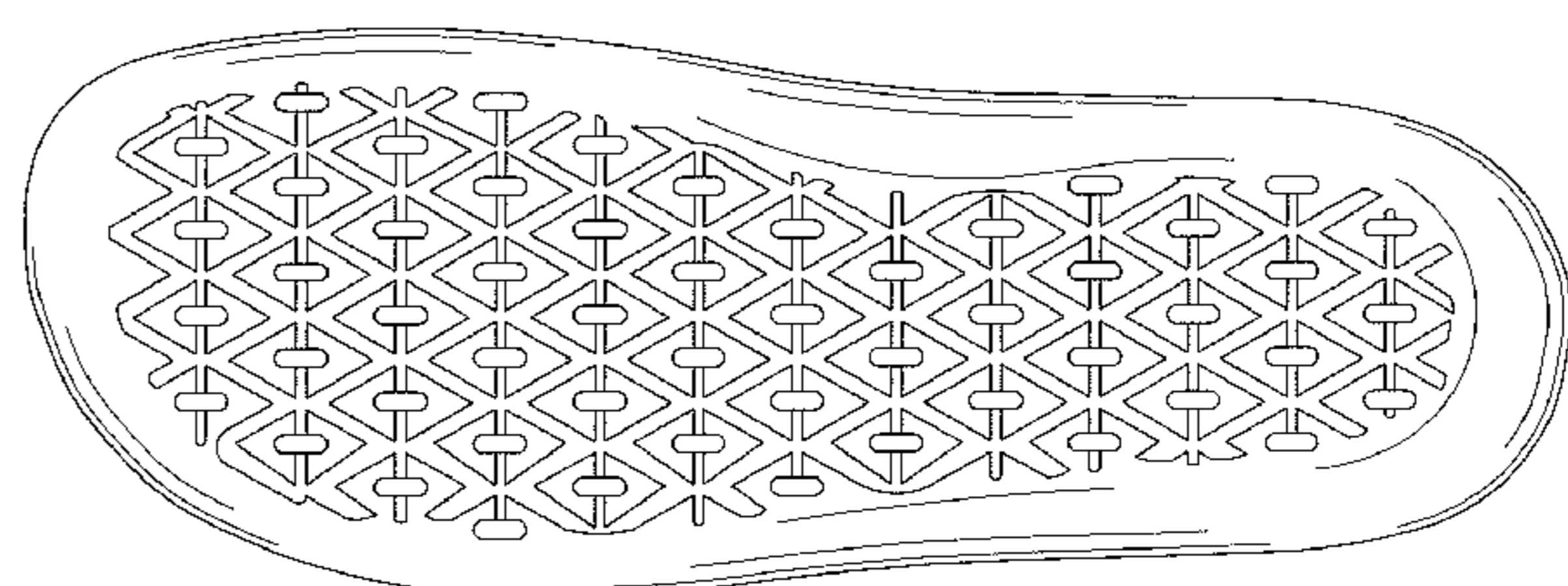
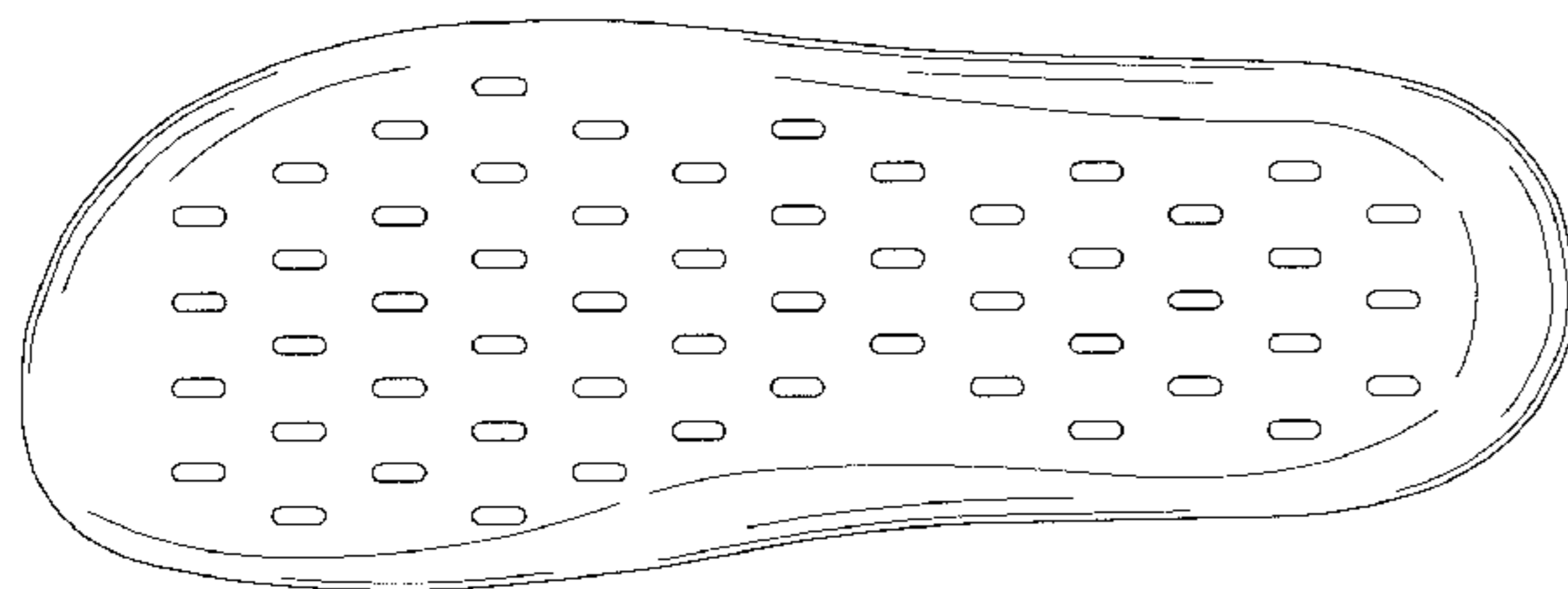
FIG. 6 is a left side elevational view thereof;

FIG. 7 is a front elevational view thereof; and,

FIG. 8 is a rear elevational view thereof.

The broken lines in the drawings are for illustrative purposes only and form no part of the claimed design.

1 Claim, 3 Drawing Sheets



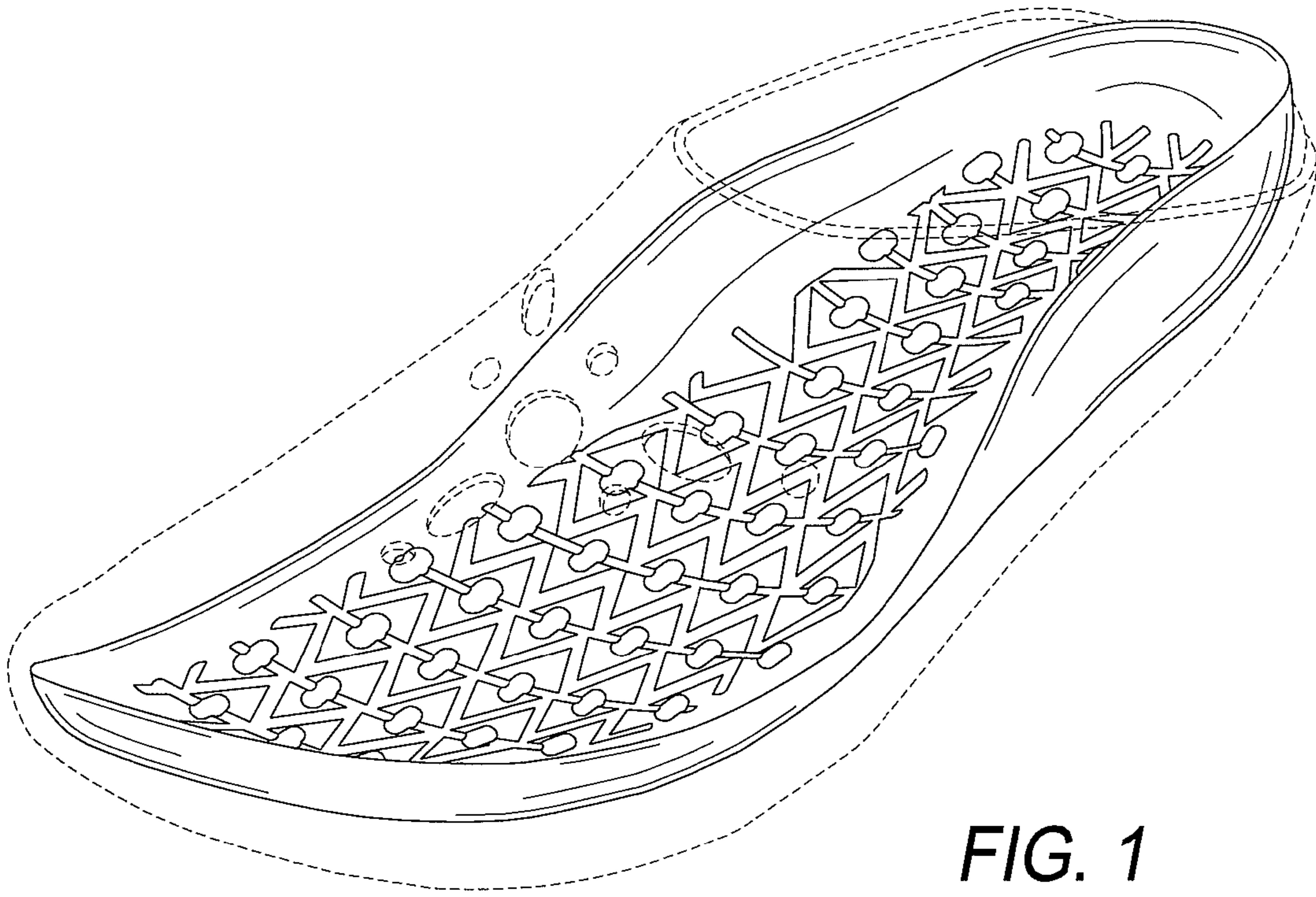


FIG. 1

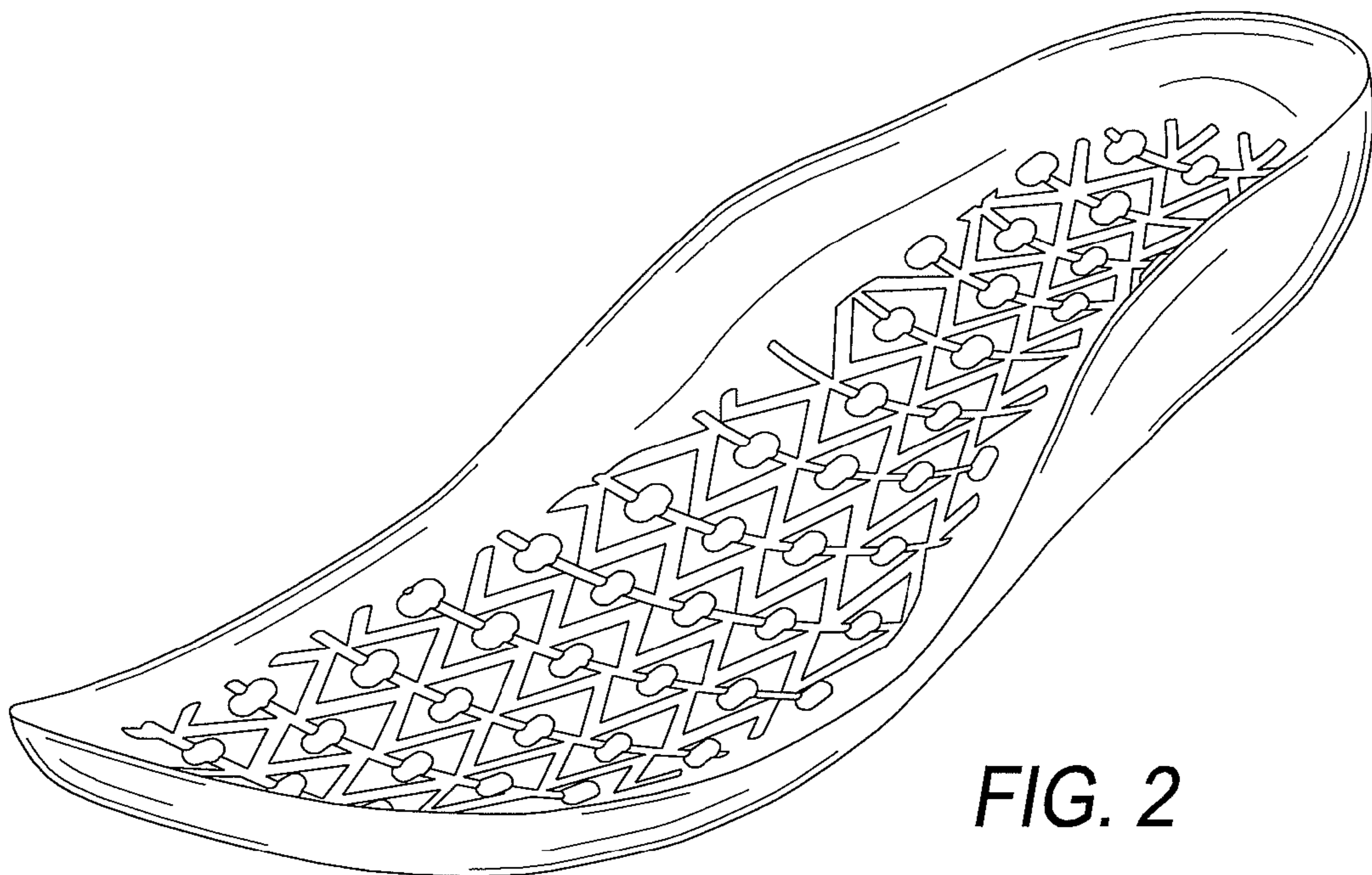


FIG. 2

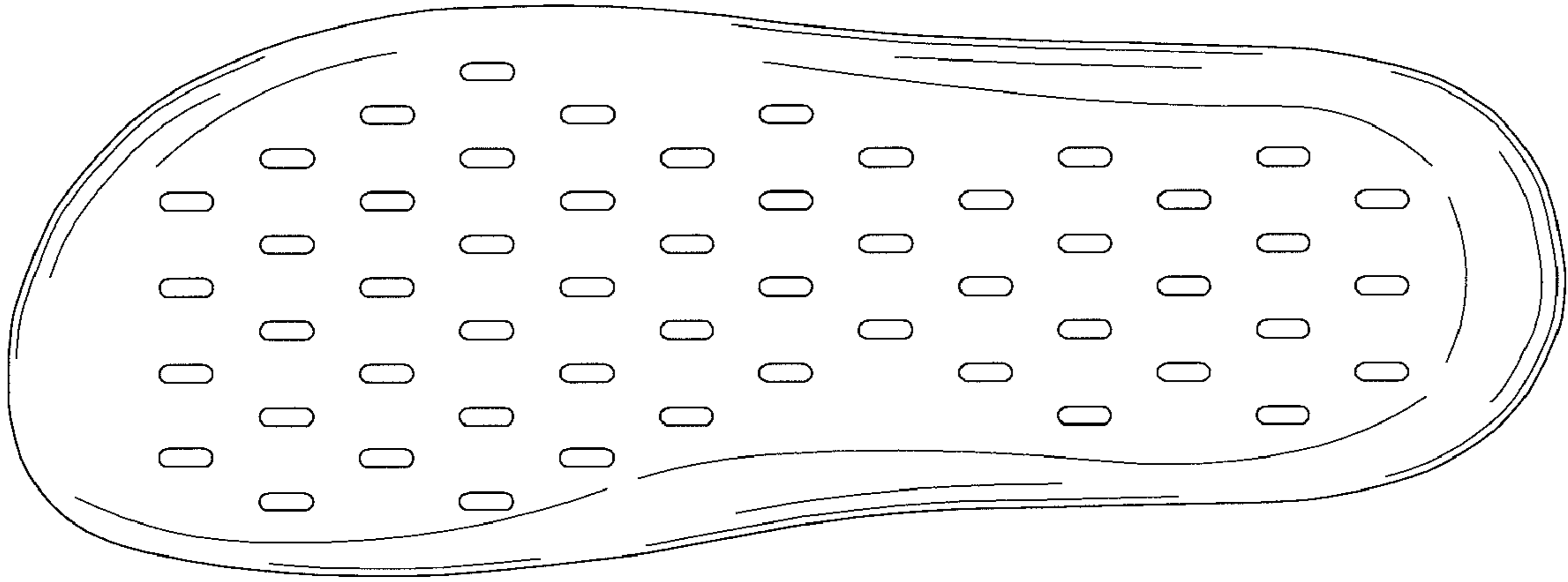


FIG. 3

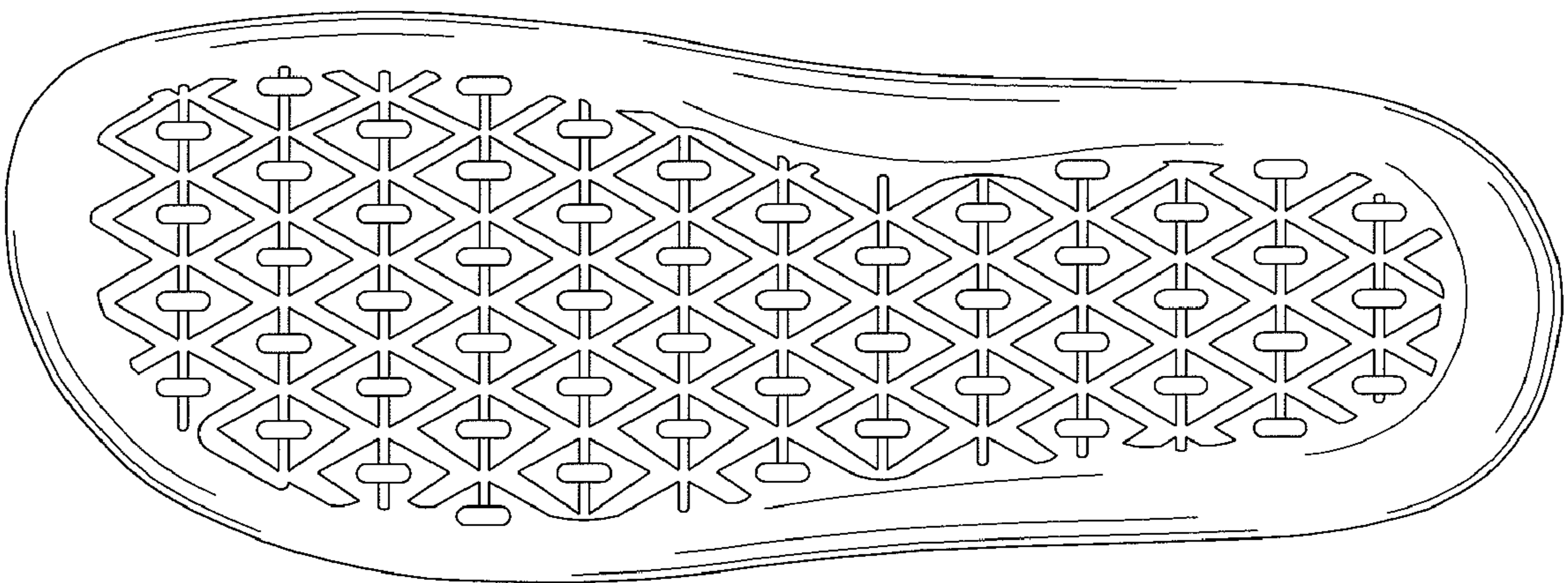


FIG. 4




FIG. 5




FIG. 6




FIG. 7




FIG. 8