



US00D595934S

(12) **United States Design Patent**
Senior-Bundrick

(10) **Patent No.:** **US D595,934 S**
(45) **Date of Patent:** **** Jul. 14, 2009**

(54) **NURSING BRA TOP**

(76) Inventor: **Gina Senior-Bundrick**, 120 Church St.,
Mahwah, NJ (US) 07430

(**) Term: **14 Years**

(21) Appl. No.: **29/327,012**

(22) Filed: **Oct. 29, 2008**

(51) **LOC (9) Cl.** **02-02**

(52) **U.S. Cl.** **D2/840**

(58) **Field of Classification Search** D2/717,
D2/840, 708, 731, 703, 847; 2/113-115,
2/104, 110, 118, 106, 78.1, 401, 69; 450/31,
450/36

See application file for complete search history.

(56) **References Cited**

U.S. PATENT DOCUMENTS

4,648,404	A	3/1987	Clark	
4,911,677	A	3/1990	White	
D310,288	S	9/1990	Larsch	
5,094,647	A	3/1992	Courtney	
5,611,086	A	3/1997	Eggen	
6,282,719	B1 *	9/2001	Vera et al.	2/78.1
6,327,712	B1	12/2001	Armstrong et al.	
D453,257	S *	2/2002	Kim	D2/703
6,346,027	B1	2/2002	Merkovsky	
D476,464	S *	7/2003	Jenkins	D2/731
6,622,312	B2 *	9/2003	Rabinowicz	2/401
6,681,405	B2	1/2004	Yachimec et al.	

6,846,217	B1 *	1/2005	Struble et al.	450/31
6,854,132	B1	2/2005	Polzin	
6,855,029	B2 *	2/2005	Rothman	450/36
6,983,489	B2 *	1/2006	Caprio	2/69
7,077,720	B2 *	7/2006	Schneider et al.	450/36
D556,978	S *	12/2007	Thunstedt	D2/847
7,395,556	B2 *	7/2008	Eraca	2/104
7,448,090	B2 *	11/2008	Lucock	2/104
2003/0135909	A1	7/2003	LaTorre	

* cited by examiner

Primary Examiner—Ian Simmons

Assistant Examiner—Anna J Burmeister

(74) *Attorney, Agent, or Firm*—Lawrence J. Gibney, Jr.

(57) **CLAIM**

The ornamental design for nursing bra top, as shown and described.

DESCRIPTION

FIG. 1 is a front elevational view of a nursing bra top, showing my new design;

FIG. 2 is a back elevational view thereof;

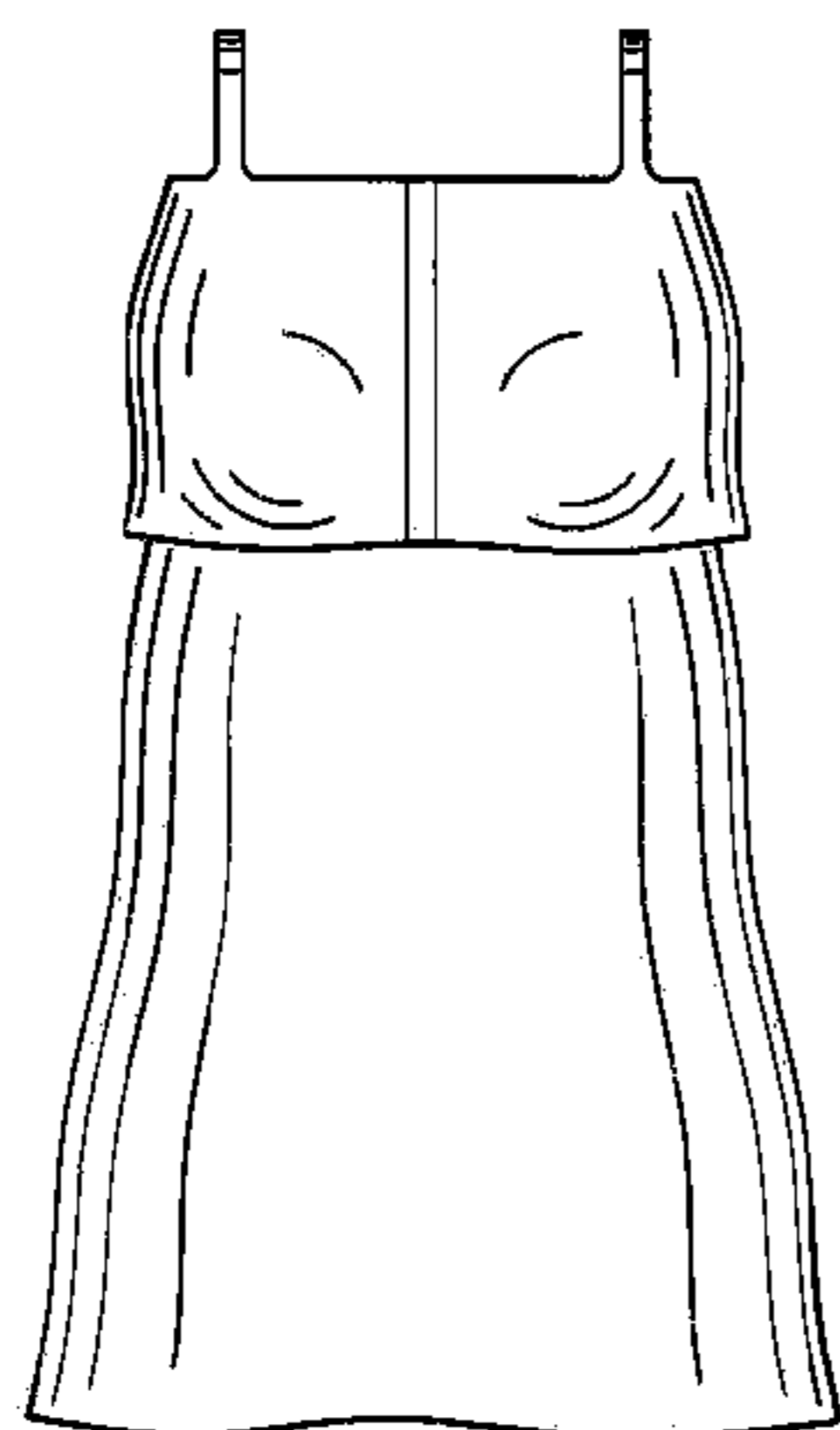
FIG. 3 is a left side elevational view thereof;

FIG. 4 is a top plan view thereof; and,

FIG. 5 is a front and right side perspective view thereof.

The broken lines depicting the human form in FIG. 5 are for illustrative purposes only and form no part of the claimed design.

1 Claim, 3 Drawing Sheets



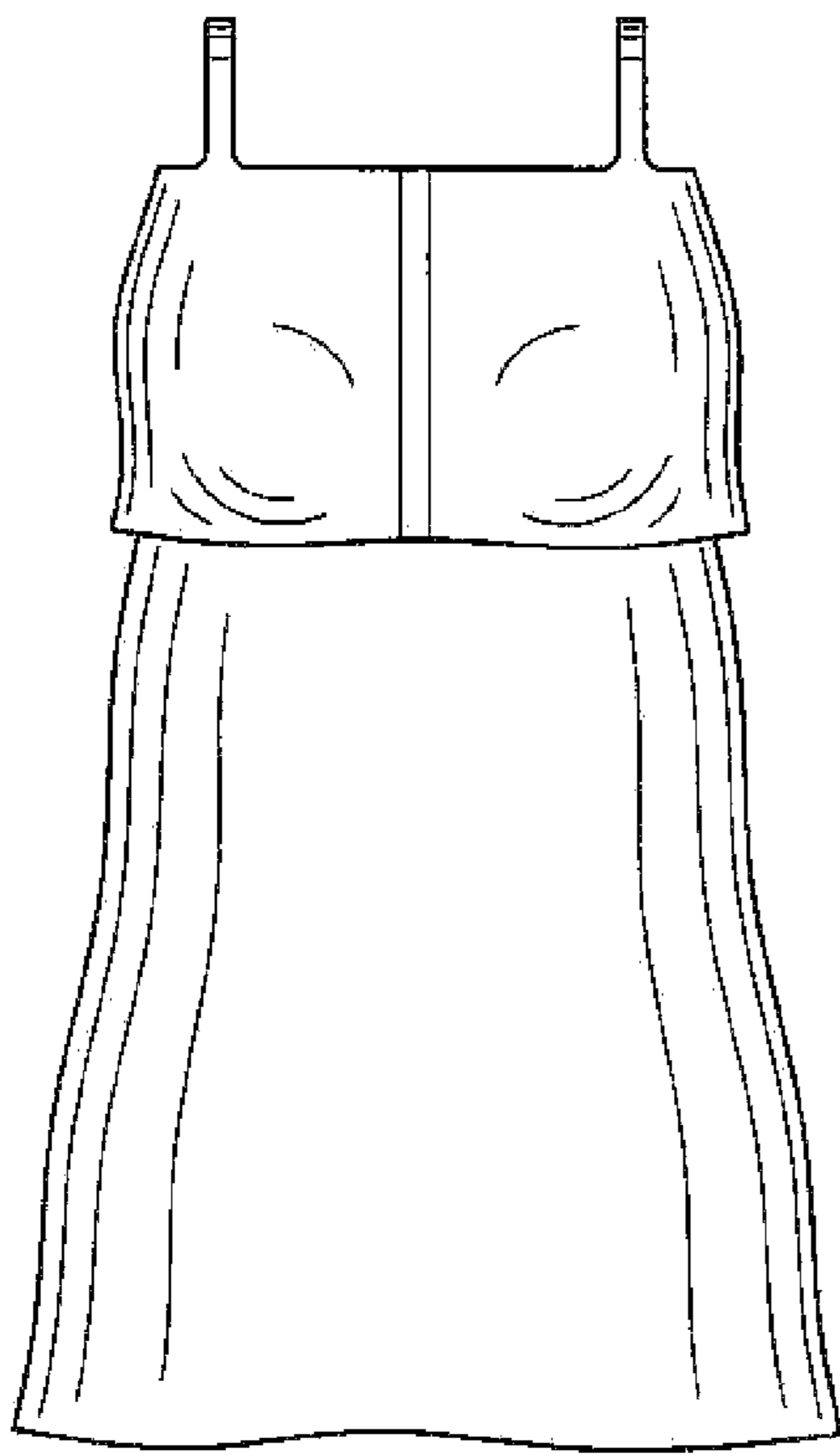


FIG.1

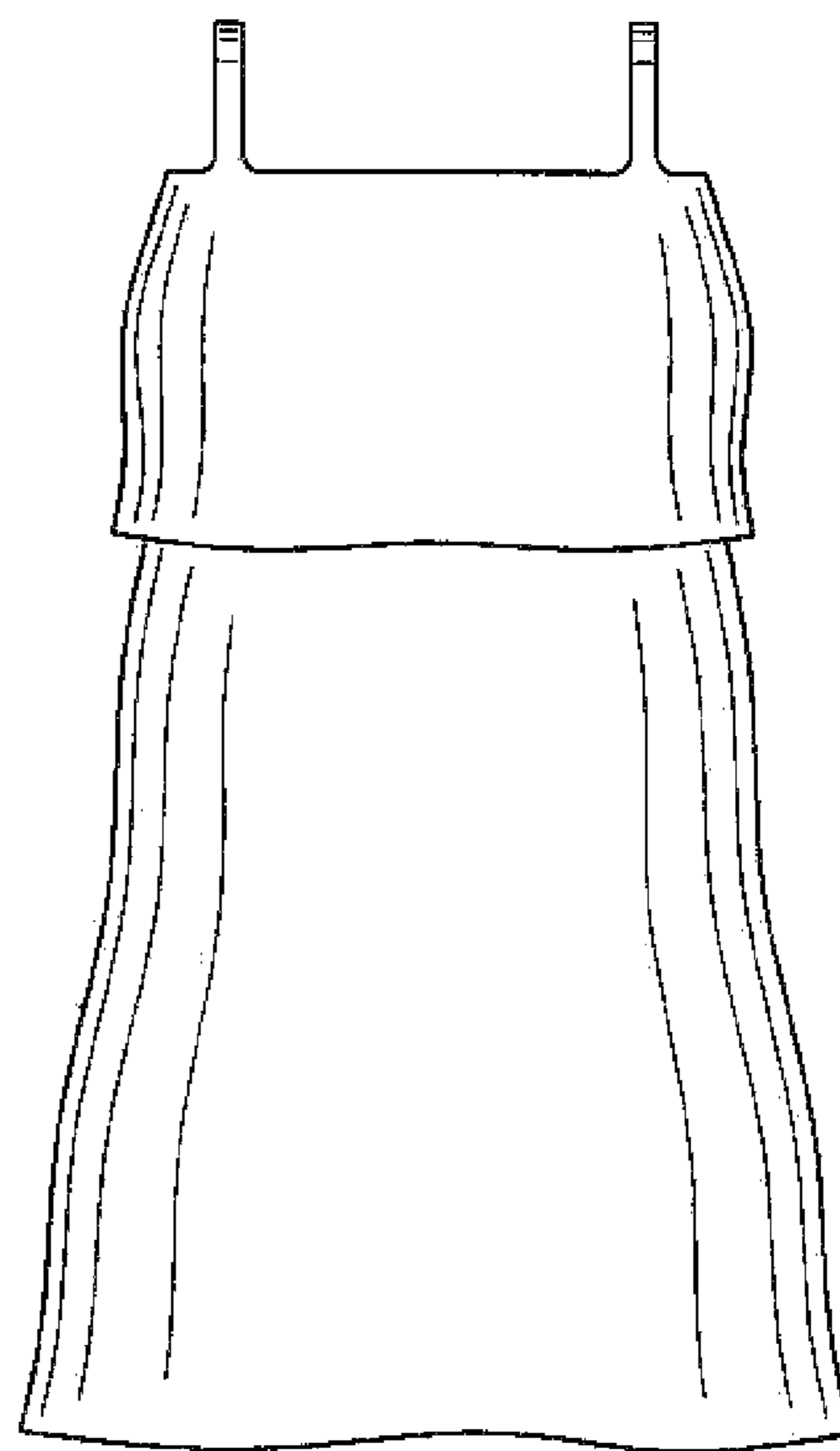


FIG.2

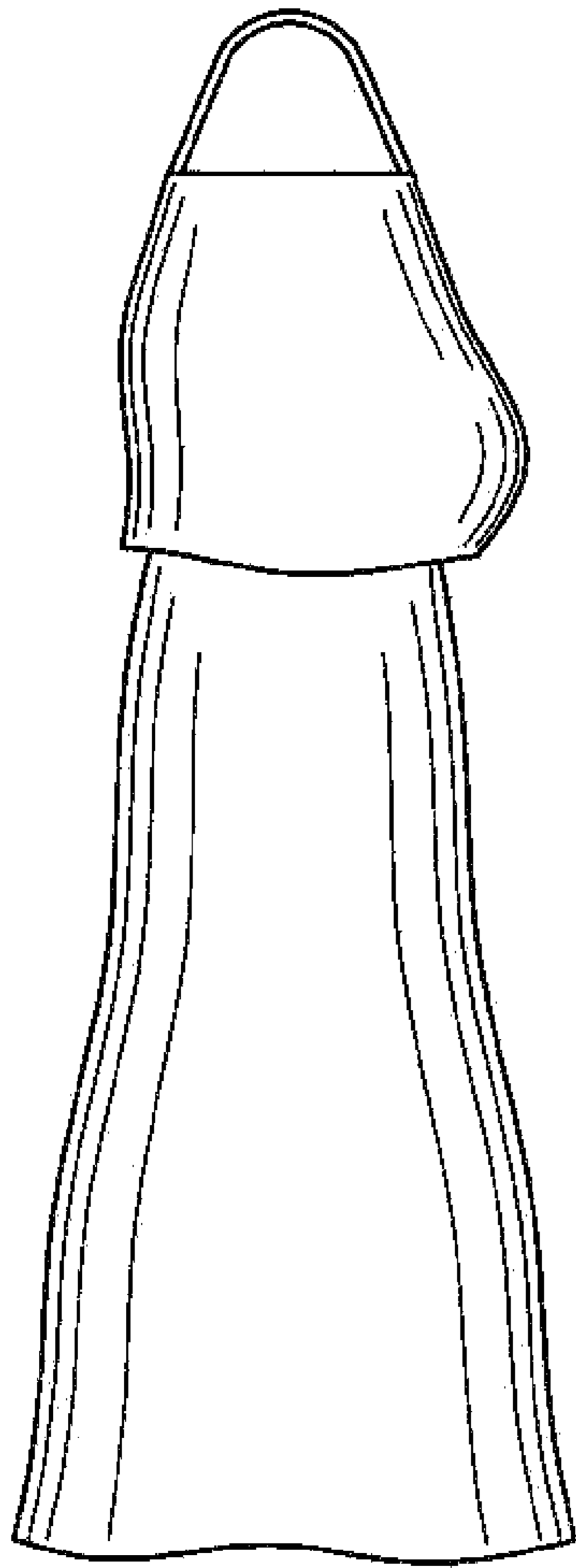


FIG.3

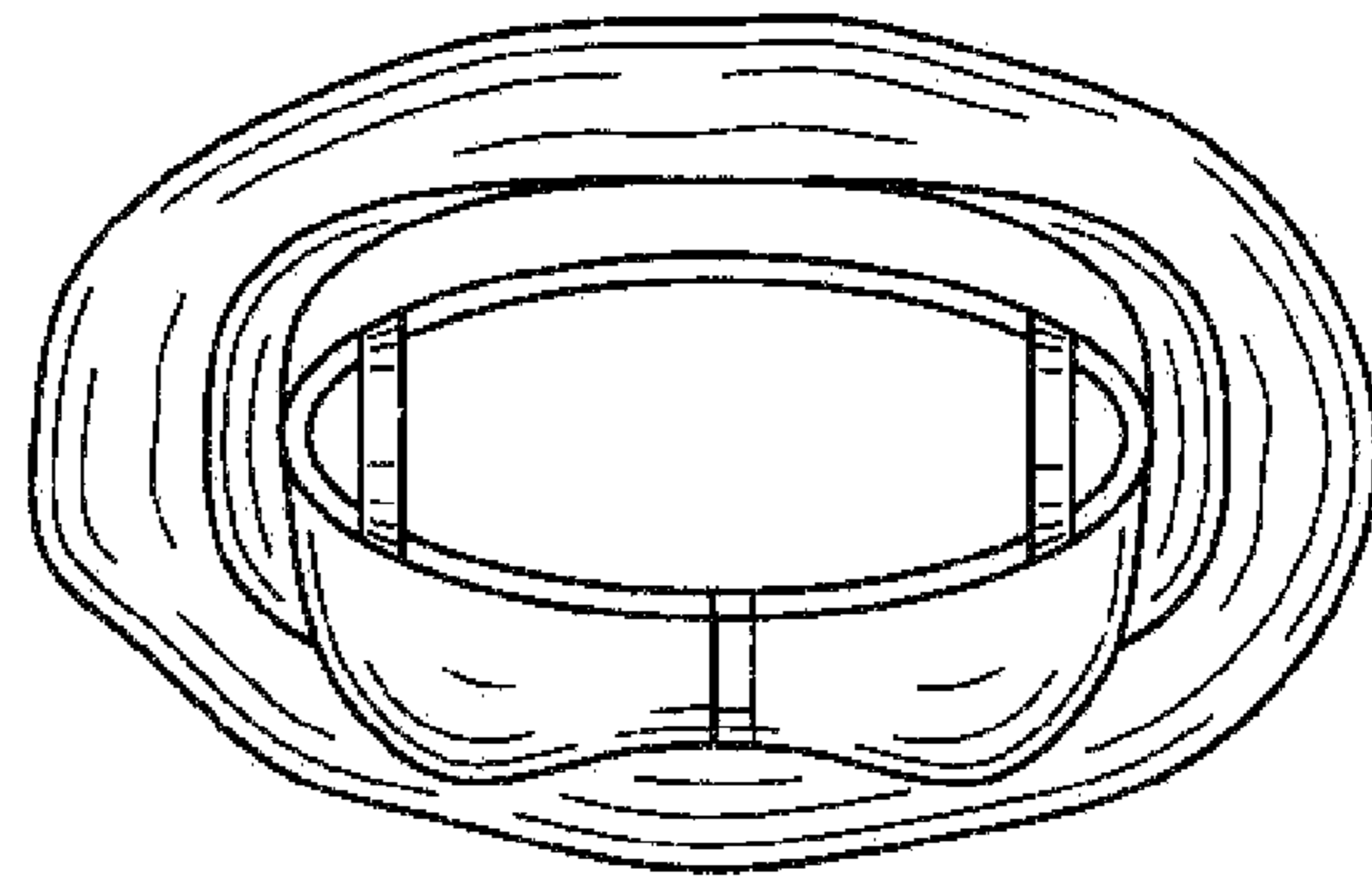


FIG.4

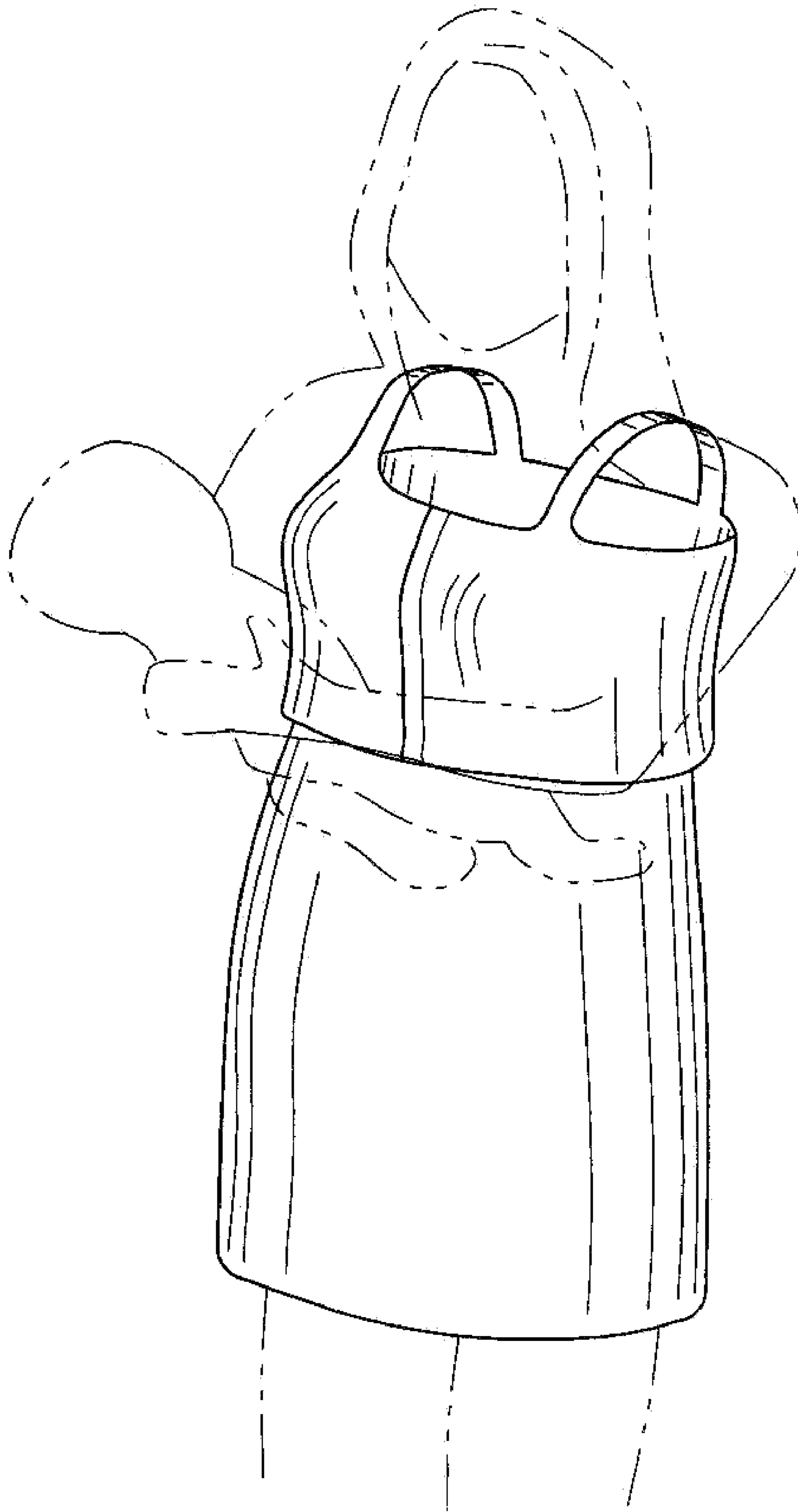


FIG.5