

US00D595932S

(12) **United States Design Patent**
Deal

(10) **Patent No.:** **US D595,932 S**

(45) **Date of Patent:** **** Jul. 14, 2009**

(54) **CAMISOLE**

(75) Inventor: **Beverly Ann Deal**, Ventura, CA (US)

(73) Assignee: **Ce Soir Lingerie Co., Inc.**, Ventura, CA (US)

(**) Term: **14 Years**

(21) Appl. No.: **29/310,133**

(22) Filed: **Jul. 28, 2008**

(51) **LOC (9) Cl.** **02-01**

(52) **U.S. Cl.** **D2/706**

(58) **Field of Classification Search** D2/706,
D2/708, 711, 731, 736; 2/67, 73, 113, 118,
2/913; 450/50, 65, 70, 31, 74, 86, 30, 93
See application file for complete search history.

(56) **References Cited**

U.S. PATENT DOCUMENTS

4,440,174	A *	4/1984	Cordova	450/31
D318,749	S *	8/1991	Suleiman	D2/708
5,045,018	A *	9/1991	Costanzo	450/31
5,171,182	A *	12/1992	Heinen	450/74
5,643,043	A *	7/1997	Pflum	450/86
5,667,422	A *	9/1997	Erwin	450/30
5,882,242	A *	3/1999	Hardy	450/93
D523,212	S *	6/2006	Iourina	D2/706
7,083,494	B2 *	8/2006	Sandroussi et al.	450/31
7,395,557	B1 *	7/2008	Ledyard	2/113
D577,877	S *	10/2008	Saincome-Vawter	D2/706

* cited by examiner

Primary Examiner—Ian Simmons

Assistant Examiner—Anna J Burmeister

(74) *Attorney, Agent, or Firm*—Freilich, Hornbaker & Rosen

(57) **CLAIM**

The ornamental design for a camisole, as shown and described.

DESCRIPTION

This design patent application may contain material which is subject to copyright protection and/or which is or may become subject to trade dress protection. The applicant has no objection to the facsimile reproduction, by anyone, of the content of this application as it appears in the records of the U.S. Patent and Trademark Office patent but otherwise reserves all copyright and trade dress rights.

FIG. 1 is a perspective view of a camisole showing my new design. The broken lines showing bra straps and portions of a human form are for illustrative purposes and form no part of the claimed design;

FIG. 2 is a front elevational view of the camisole of FIG. 1;

FIG. 3 is a right side elevational view of the camisole of FIG. 1;


FIG. 4 is a top plan view of the camisole of FIG. 1;

FIG. 5 is a rear elevational view of the camisole of FIG. 1;

FIG. 6 is a left side elevational view of the camisole of FIG. 1; and,

FIG. 7 is a bottom plan view of the camisole of FIG. 1.

1 Claim, 3 Drawing Sheets



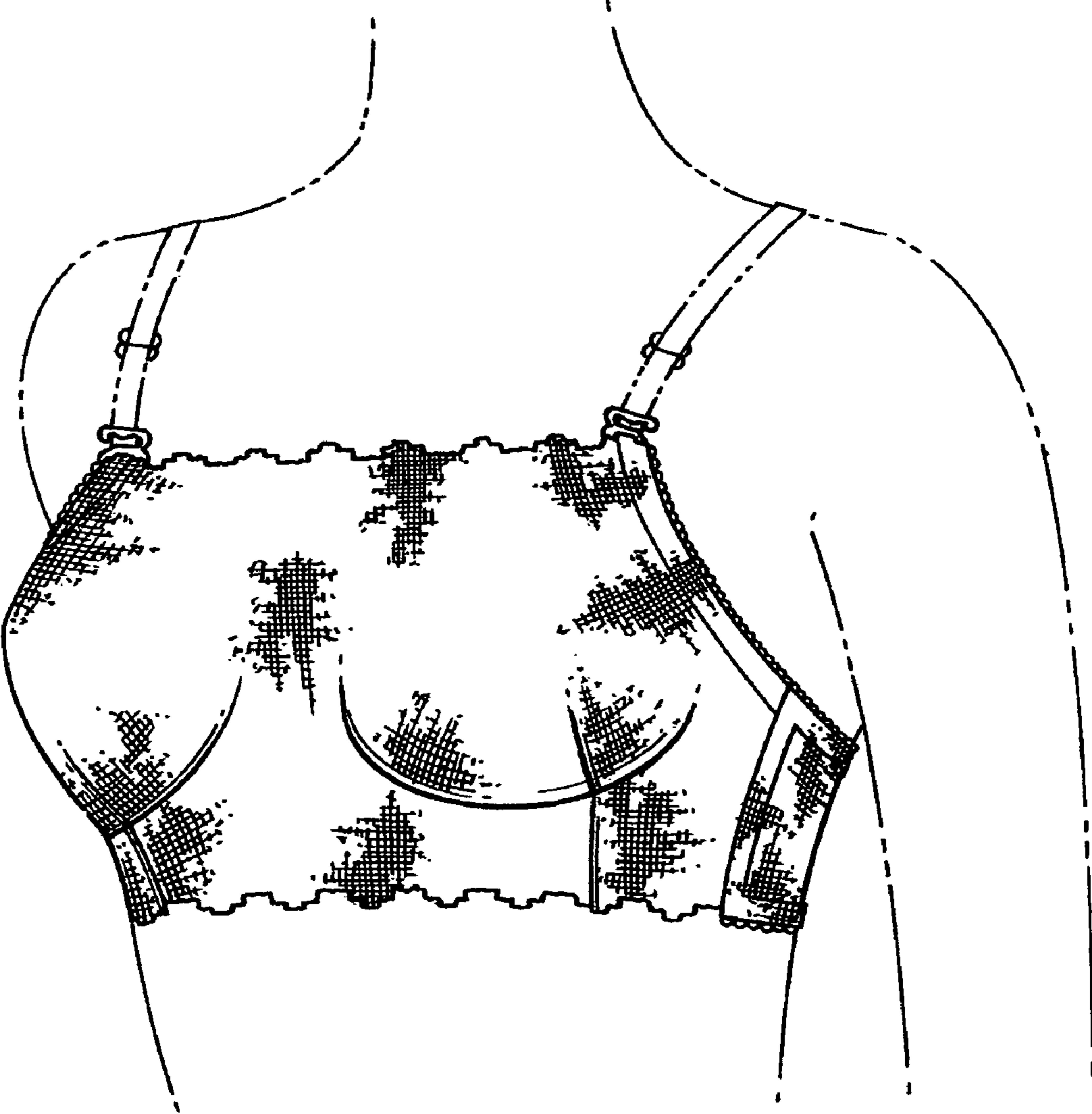


Fig. 1.




Fig. 2.



Fig. 3.



Fig. 4.



Fig. 5.



Fig. 6.



Fig. 7.