



US00D595928S

(12) **United States Design Patent**
Swanson

(10) **Patent No.:** **US D595,928 S**

(45) **Date of Patent:** **** Jul. 14, 2009**

(54) **SPORTSMAN'S HAND-WARMING POCKET**

(75) Inventor: **Arnold Swanson**, P 2428 County Hwy.
Y, Aniwa, WI (US) 54406

(73) Assignee: **Arnold Swanson**, Aniwa, WI (US)

(**) Term: **14 Years**

(21) Appl. No.: **29/329,037**

(22) Filed: **Dec. 8, 2008**

(51) **LOC (9) Cl.** **02-99**

(52) **U.S. Cl.** **D2/611**

(58) **Field of Classification Search** D2/610-618,
D2/623; 2/16, 20; D29/113; D3/232, 233,
D3/243

See application file for complete search history.

(56) **References Cited**

U.S. PATENT DOCUMENTS

2,727,241	A *	12/1955	Smith	2/66
2,835,896	A *	5/1958	Giese	2/66
4,862,519	A *	9/1989	Bull	2/66
5,139,187	A *	8/1992	Fowler	224/576
5,269,023	A *	12/1993	Ross	2/66
D364,724	S *	12/1995	Bates	D2/613
D395,163	S *	6/1998	Huang	D3/226
D440,762	S *	4/2001	Sherman	D3/226

D509,057 S * 9/2005 Bollig D3/226

* cited by examiner

Primary Examiner—Raphael Barkai

Assistant Examiner—Randall H Gholson

(57) **CLAIM**

I claim the ornamental design for a sportsman's hand-warming pocket, as shown and described.

DESCRIPTION

FIG. 1 is a perspective view of a sportsman's hand-warming pocket, showing my new design, showing a strap of the invention in a curled position;

FIG. 2 is a front elevational view of the invention, showing the strap in a straight position;

FIG. 3 is a rear elevational view of the invention, showing the strap in the straight position;

FIG. 4 is a left-side elevational view of the invention, showing the strap in the straight position;


FIG. 5 is a right-side elevational view of the invention, showing the strap in the straight position;

FIG. 6 is a top plan view of the invention, showing the strap in the straight position; and,

FIG. 7 is a bottom plan view of the invention, showing the strap in the straight position.

For ease of illustration the length of the strap is not shown in FIGS. 2, 3, 6 and 7.

1 Claim, 2 Drawing Sheets



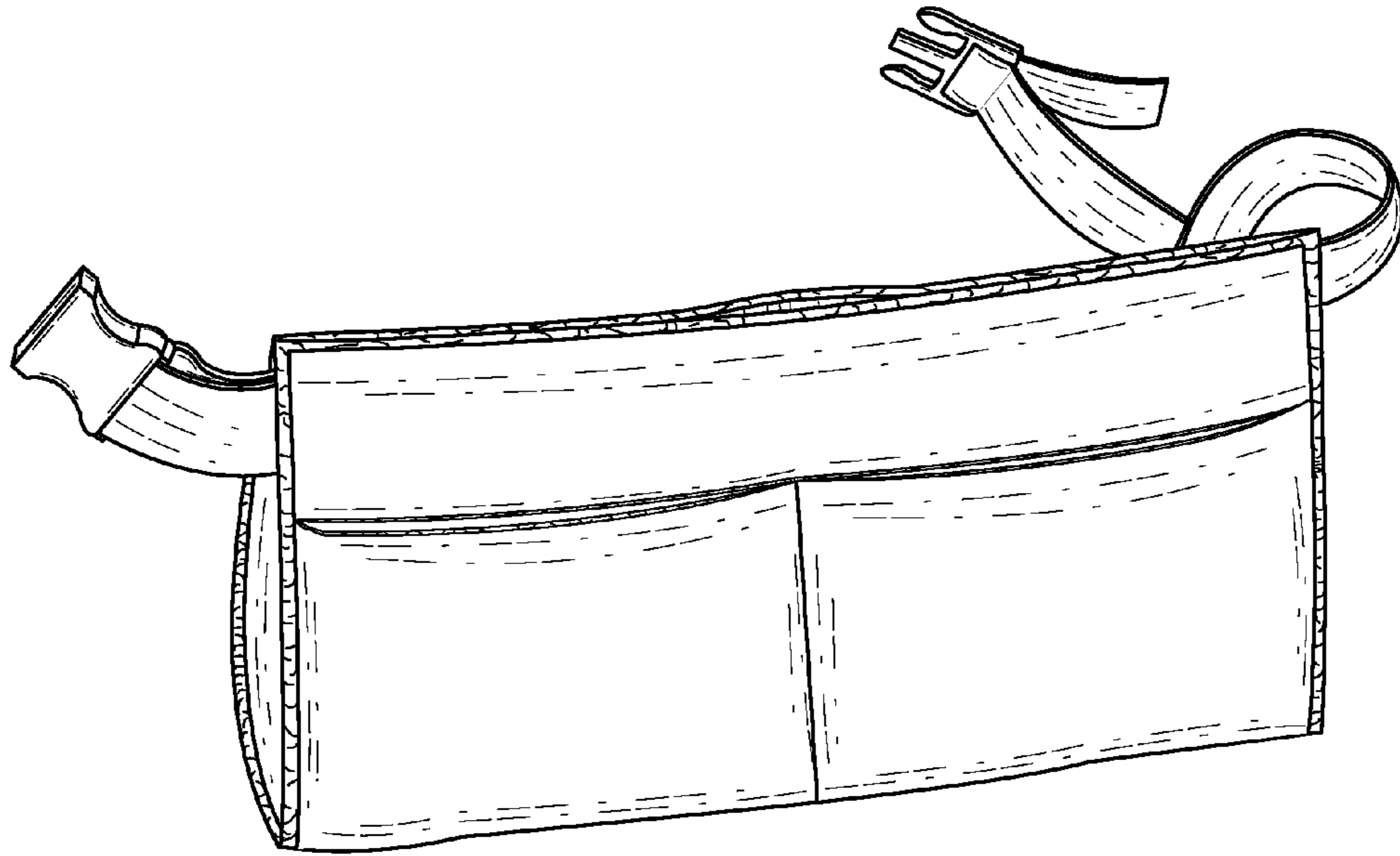


FIG. 1

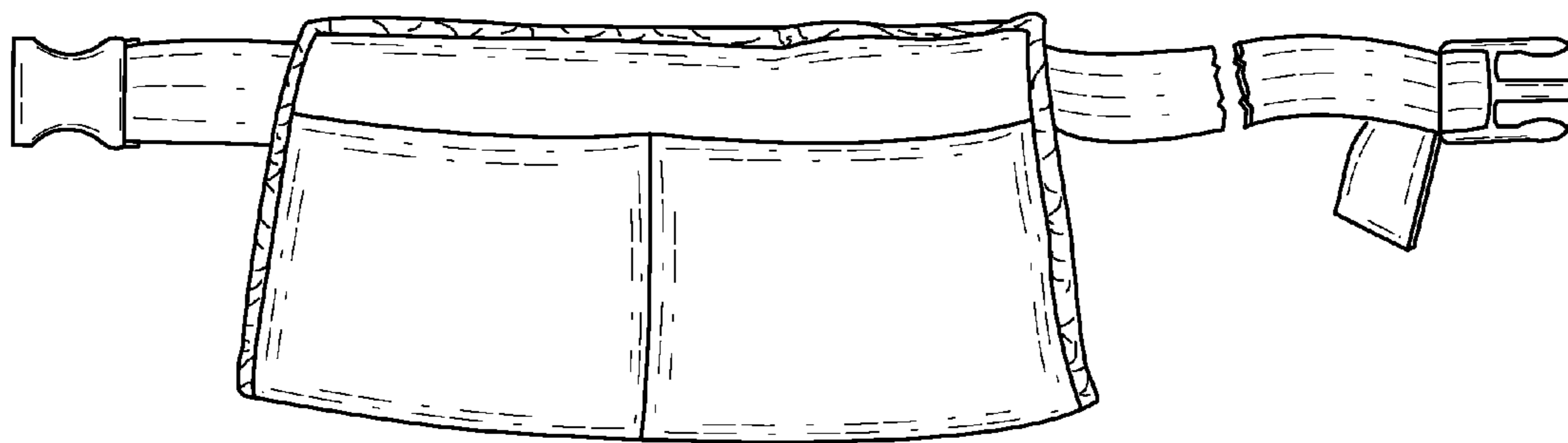


FIG. 2




FIG. 3



FIG. 4



FIG. 5




FIG. 6

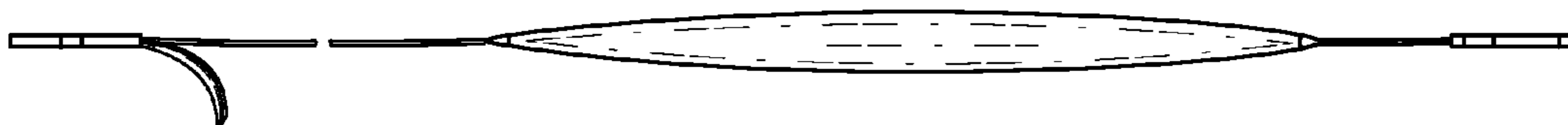


FIG. 7