

US00D595927S

(12) **United States Design Patent**
Rubin

(10) **Patent No.:** **US D595,927 S**

(45) **Date of Patent:** **** Jul. 14, 2009**

(54) **SWEATBAND**

(75) Inventor: **Marc Scott Rubin**, Weston, FL (US)

(73) Assignee: **Jersey Driven, LLC**

(**) Term: **14 Years**

(21) Appl. No.: **29/326,282**

(22) Filed: **Oct. 15, 2008**

(51) **LOC (9) Cl.** **02-06**

(52) **U.S. Cl.** **D2/610**

(58) **Field of Classification Search** D2/610-624;
D29/120.1, 121.1; 2/16, 17, 59, 67; D24/190;
D21/804; D11/4, 13

See application file for complete search history.

(56) **References Cited**

U.S. PATENT DOCUMENTS

4,517,685	A *	5/1985	Lesley	359/518
4,843,653	A *	7/1989	Coble	2/170
4,896,378	A *	1/1990	Campana	2/170
5,305,470	A *	4/1994	McKay	2/7
5,823,012	A *	10/1998	HacsKaylo	66/171
D418,954	S *	1/2000	Ferdenzi	D32/35

6,192,519	B1 *	2/2001	Coalter	2/16
6,349,414	B1 *	2/2002	Tillman	2/170
D453,985	S *	3/2002	Casey	D2/610

* cited by examiner

Primary Examiner—Raphael Barkai

Assistant Examiner—Randall H Gholson

(74) *Attorney, Agent, or Firm*—Lott & Friedland, PA

(57) **CLAIM**

The ornamental design for a sweatband, substantially as shown and described.

DESCRIPTION

FIG. 1 is a perspective view of the sweatband of the present invention;

FIG. 2 is a front side view of the sweatband of FIG. 1;

FIG. 3 is a rear side view of the sweatband of FIG. 1;


FIG. 4 is a right side view of the sweatband of FIG. 1;

FIG. 5 is a left side view of the sweatband of FIG. 1;

FIG. 6 is a top view of the sweatband of FIG. 1; and,

FIG. 7 is a bottom view of the sweatband of FIG. 1.

1 Claim, 5 Drawing Sheets



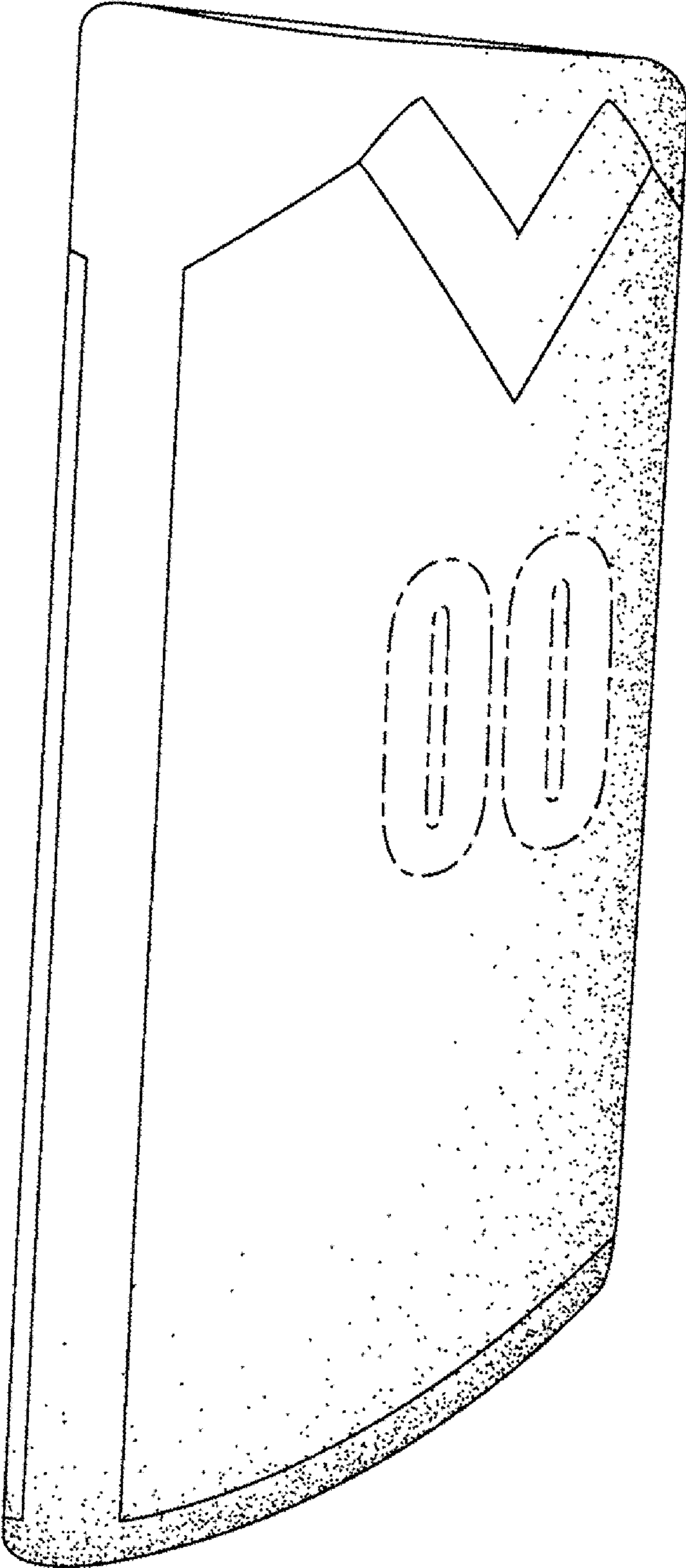


FIG. 1




FIG. 2




FIG. 3

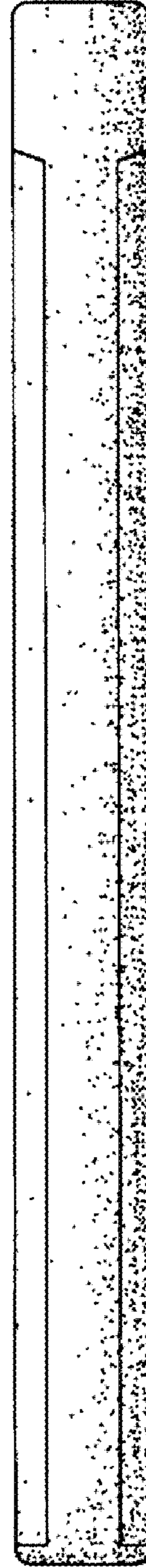
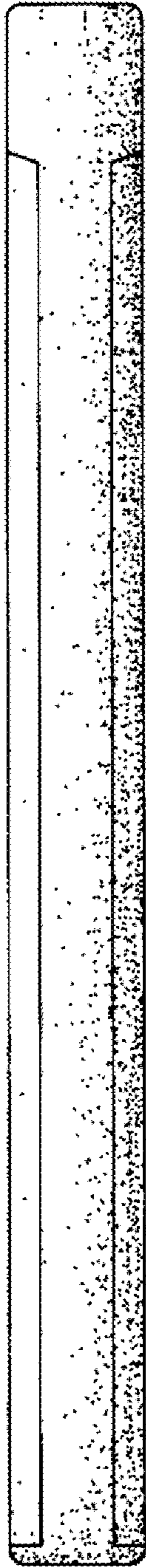


FIG. 4

FIG. 5

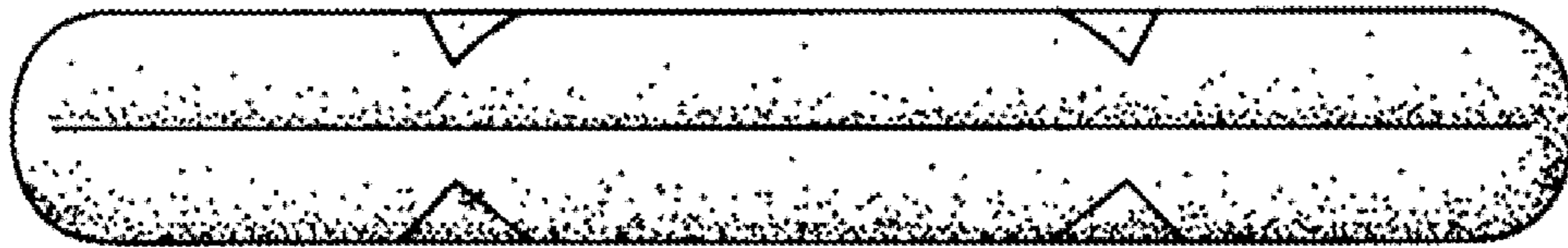


FIG. 6




FIG. 7