



US00D595924S

(12) **United States Design Patent**
Haynes

(10) **Patent No.:** **US D595,924 S**
(45) **Date of Patent:** **** Jul. 7, 2009**

(54) **COIN HOLDER**

(75) Inventor: **Michael R. Haynes**, Laguna Niguel, CA (US)

(73) Assignee: **Collectors Universe, Inc.**, Santa Ana, CA (US)

(**) Term: **14 Years**

(21) Appl. No.: **29/286,181**

(22) Filed: **Apr. 26, 2007**

(51) **LOC (9) Cl.** **03-01**

(52) **U.S. Cl.** **D99/34**

(58) **Field of Classification Search** D99/34-43;
D11/79, 116, 265; D3/207-208; 24/16 R;
40/27.5, 665; 194/214; 273/148 R, 153 R,
273/236, 275, 288; 473/588-589

See application file for complete search history.

(56) **References Cited**

U.S. PATENT DOCUMENTS

D22,216	S	*	2/1893	Lines	D99/34
538,952	A	*	5/1895	Donovan	292/347
D42,535	S	*	5/1912	Davis	D99/34
1,152,097	A	*	8/1915	Joseph	232/4 R
1,209,998	A	*	12/1916	Pinckert	40/27.5
D82,586	S	*	11/1930	Rulfs	D99/34
2,410,845	A	*	11/1946	Snell et al.	194/212
D172,023	S	*	4/1954	Henry	D3/208
2,930,155	A	*	3/1960	Becker	40/665
3,193,293	A	*	7/1965	Schaper	273/275
D203,737	S	*	2/1966	Friedman	D99/34
3,389,710	A	*	6/1968	Ishikawa	453/54
112,823	A	*	3/1971	Loyd	273/153 R
3,968,582	A	*	7/1976	Jones	40/27.5
D244,105	S	*	4/1977	Piekarski	D99/34
4,435,911	A	*	3/1984	Jones	40/27.5

D296,603	S	*	7/1988	Tanaka	D99/34
4,934,713	A	*	6/1990	Hunter	473/589
5,211,403	A	*	5/1993	Ostrander	273/290
D347,928	S	*	6/1994	Starke et al.	D99/34
D383,702	S	*	9/1997	MacDonald	D11/79
5,676,376	A	*	10/1997	Valley	273/288
D436,711	S	*	1/2001	Rothschadl	D99/43
6,264,109	B1	*	7/2001	Chapet et al.	235/492
6,508,466	B1	*	1/2003	Rendleman	273/148 R
2007/0187891	A1	*	8/2007	Hoeting	273/236

* cited by examiner

Primary Examiner—Robert M Spear

Assistant Examiner—Susan E Krakower

(74) *Attorney, Agent, or Firm*—Thomas I. Rozsa

(57) **CLAIM**

The ornamental design for a coin holder, as shown and described.

DESCRIPTION

FIG. 1 is a perspective view of a coin holder, showing my design.

FIG. 2 is a front elevational view;

FIG. 3 is a rear elevational view;

FIG. 4 is a side elevational view when viewed from the right side;

FIG. 5 is a side elevational view when viewed from the left side;

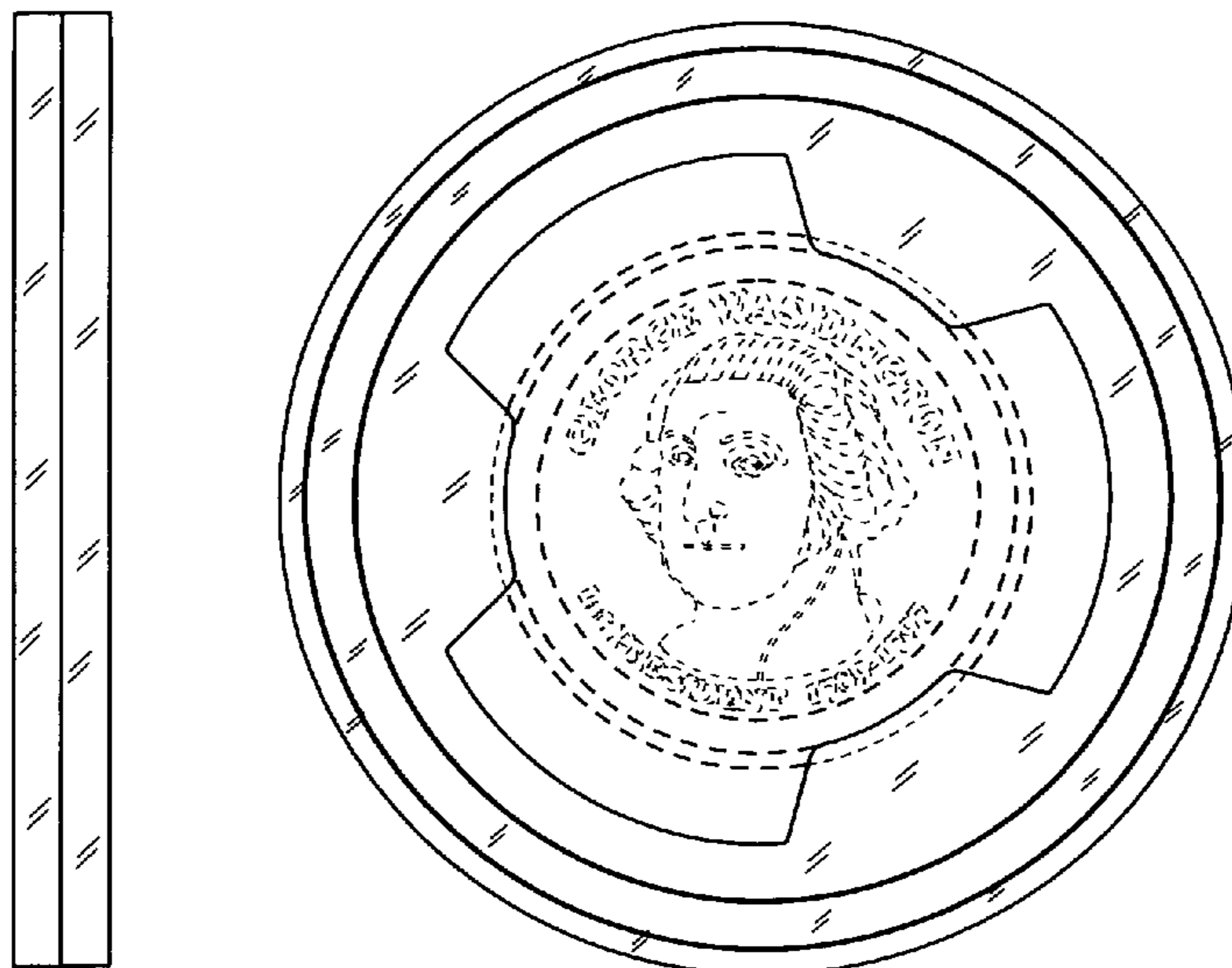
FIG. 6 is a top plan view;

FIG. 7 is a bottom plan view; and,

FIG. 8 is a front elevational view with the coin holder retaining a coin therein.

The broken lines in FIG. 8 showing a coin represent environmental subject matter and form no part of the claimed design.

1 Claim, 4 Drawing Sheets



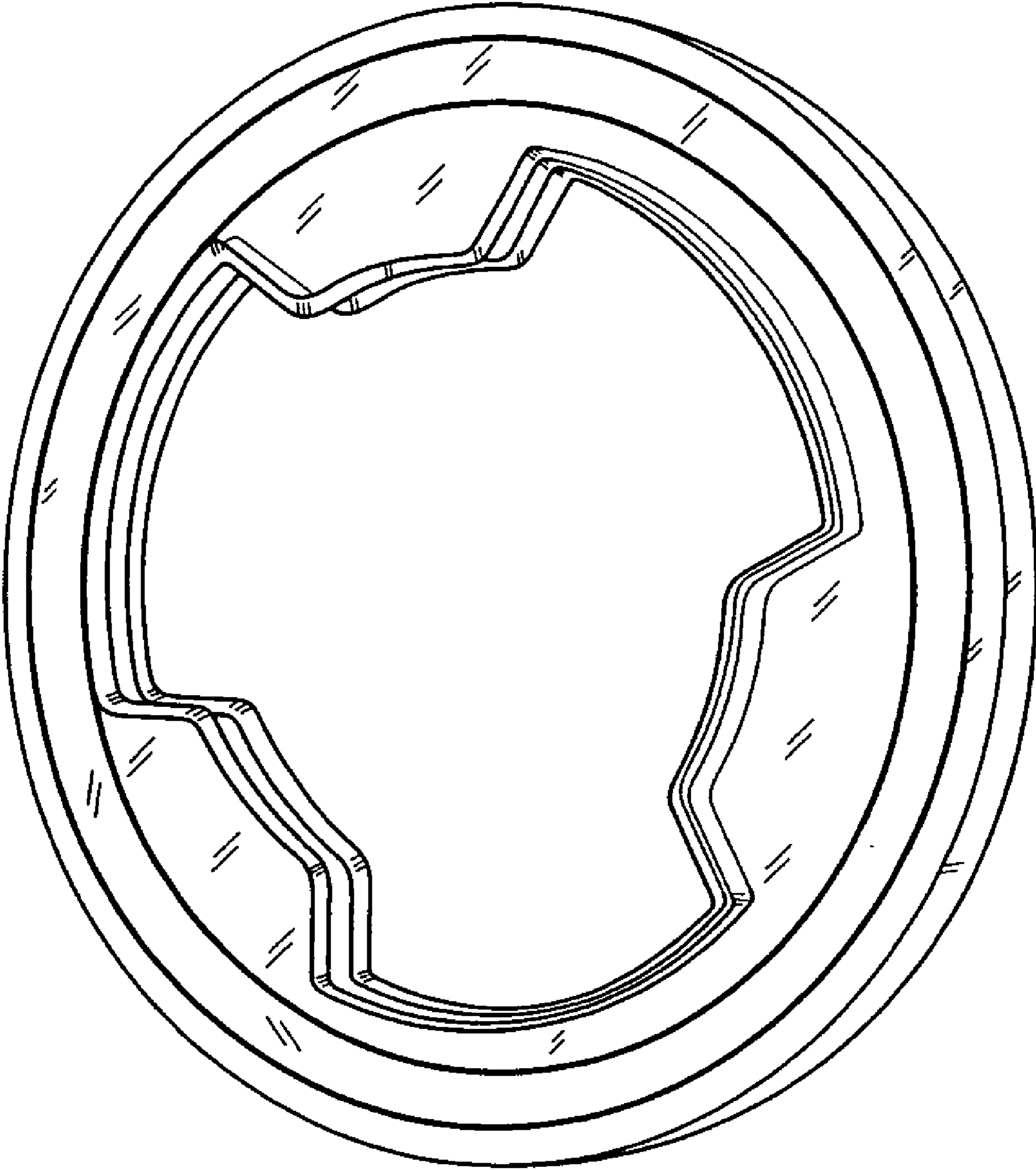


FIG. 1

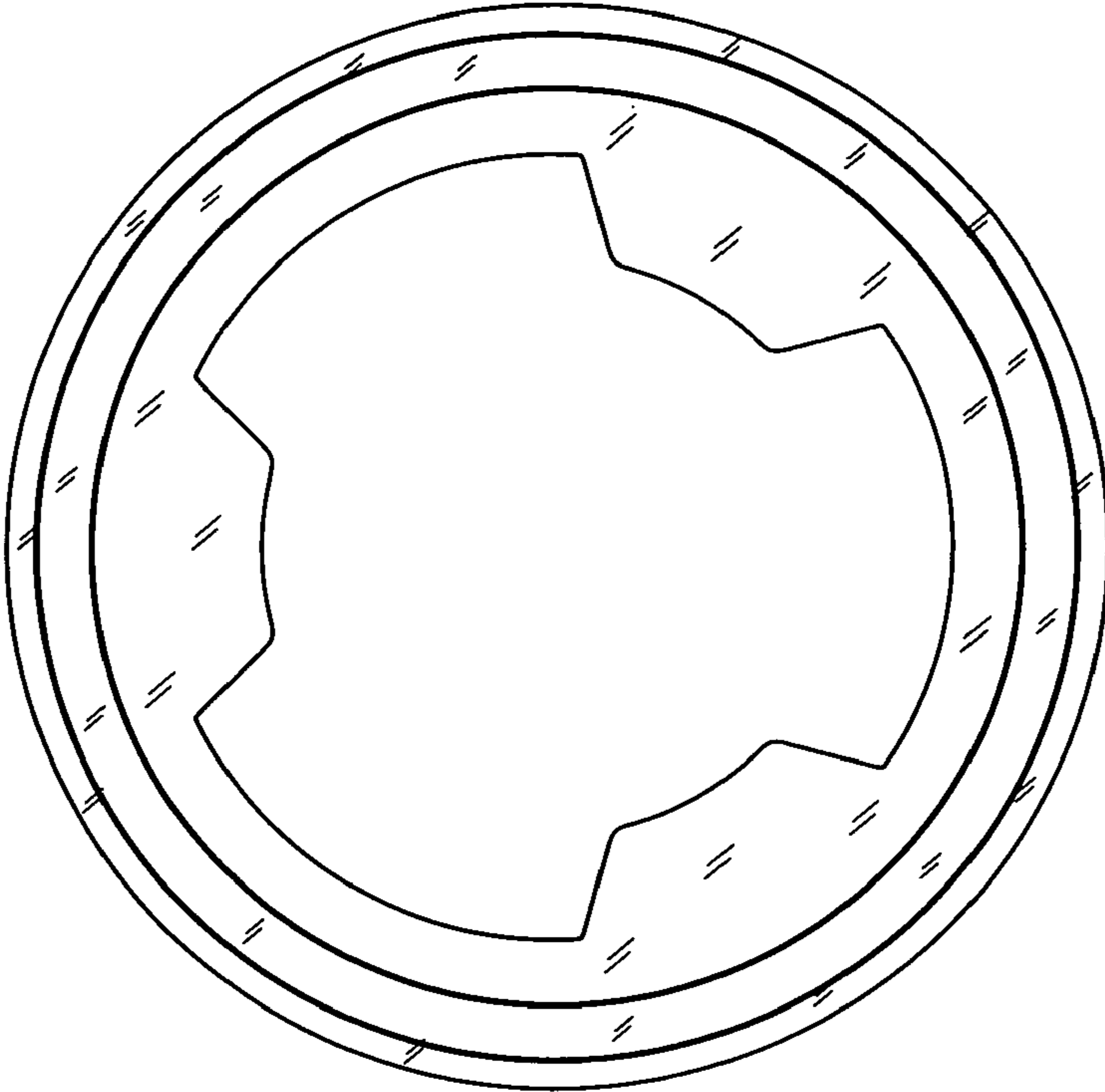


FIG. 2

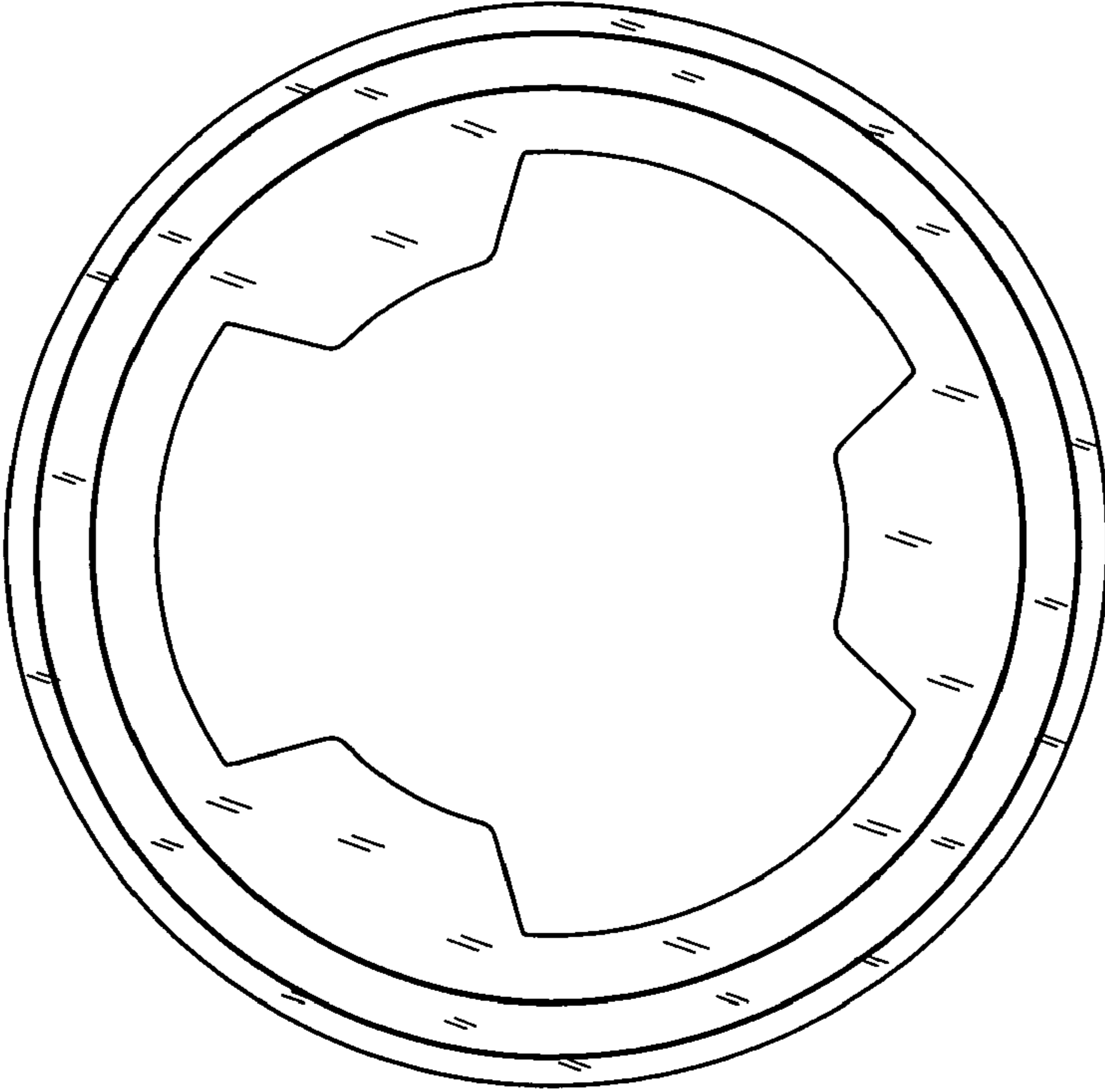


FIG. 3

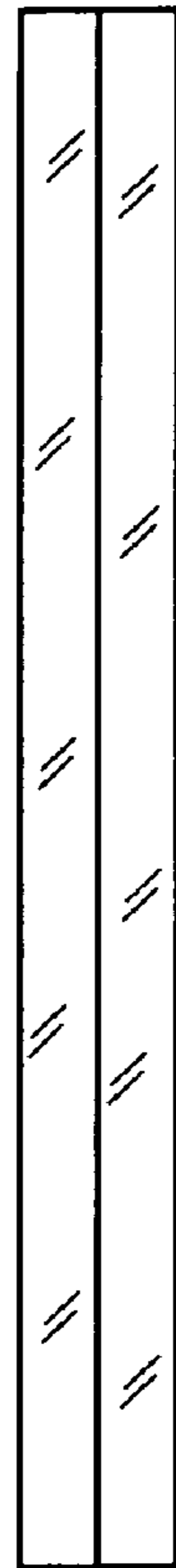


FIG. 4

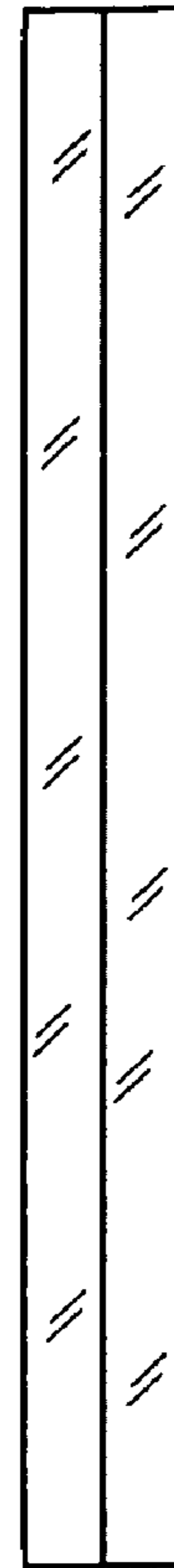


FIG. 5




FIG. 6




FIG. 7

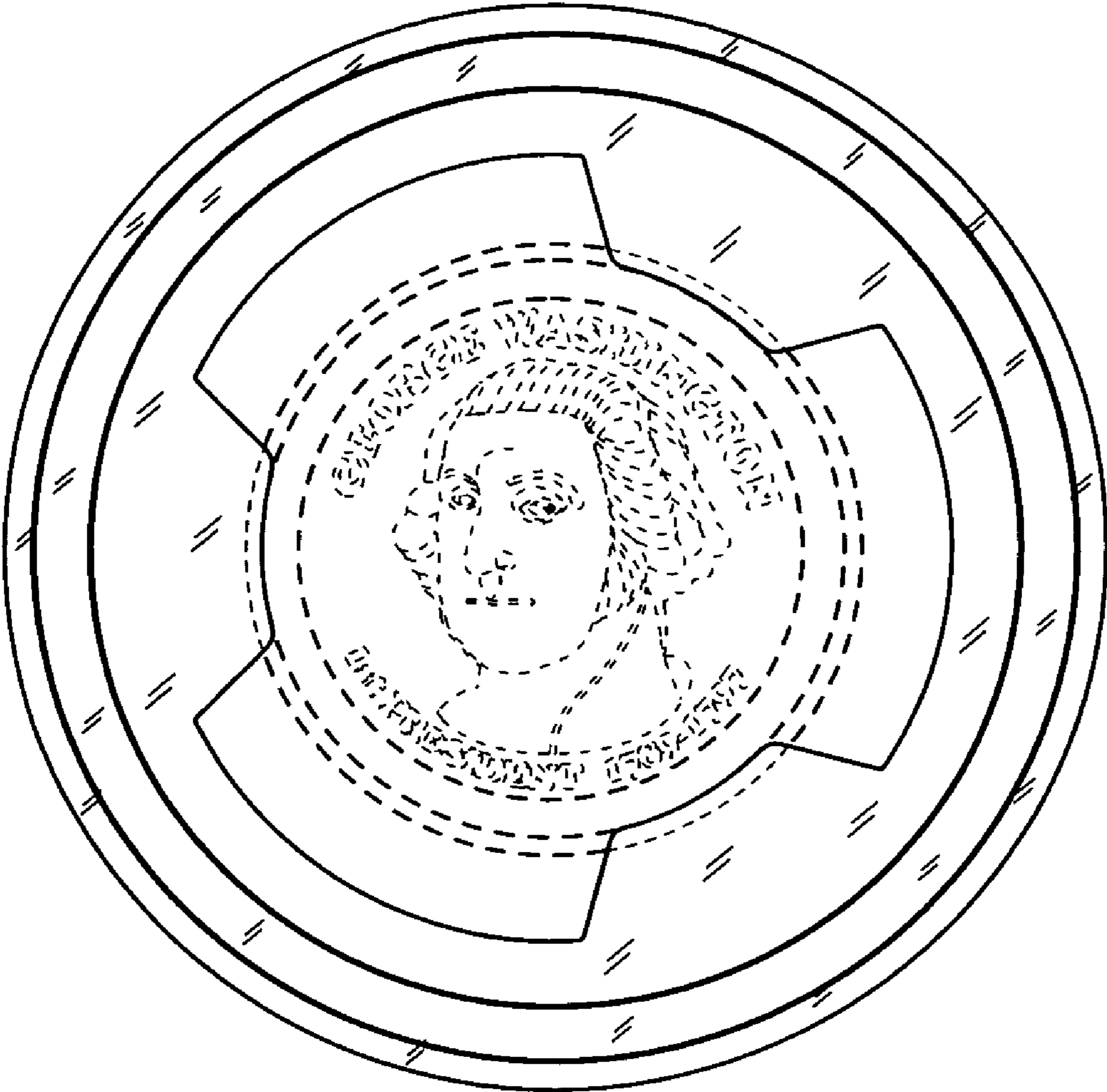


FIG. 8