



US00D595920S

(12) **United States Design Patent**
Lederhause et al.

(10) **Patent No.:** **US D595,920 S**
(45) **Date of Patent:** **** Jul. 7, 2009**

(54) **FOLDING VEHICULAR RAMP**

(75) Inventors: **Joel Lederhause**, West Bend, WI (US);
Robert Krolski, West Bend, WI (US);
Richard Belstein, West Bend, WI (US)

(73) Assignee: **Discount Ramps.com, LLC**, West Bend, WI (US)

(**) Term: **14 Years**

(21) Appl. No.: **29/322,858**

(22) Filed: **Aug. 13, 2008**

(51) **LOC (9) Cl.** **12-05**

(52) **U.S. Cl.** **D34/32**

(58) **Field of Classification Search** D34/28,
D34/32; 414/537; 14/71.1, 71.7
See application file for complete search history.

(56) **References Cited**

U.S. PATENT DOCUMENTS

3,511,393	A	5/1970	Abromavage et al.	
3,517,791	A	6/1970	Miles	
D220,673	S *	5/1971	Holbrook	D25/62
4,063,659	A	12/1977	Welch	
4,165,810	A *	8/1979	Young	414/595
D291,619	S	8/1987	Guillory	
4,779,298	A	10/1988	Nichols, Sr. et al.	
4,874,284	A	10/1989	New, Jr.	
5,096,362	A	3/1992	Best	
5,156,432	A *	10/1992	McCleary	296/61
D331,305	S	11/1992	Woodward et al.	
D338,760	S	8/1993	Harrah	
5,273,335	A *	12/1993	Belnap et al.	296/61
D347,738	S	6/1994	Woodward et al.	
D348,552	S	7/1994	Woodward et al.	

(Continued)

OTHER PUBLICATIONS

“Big Boy” Motorcycle Loading Ramps From Discount Ramps.com;
The New MF-12038 Big Boy, Full-Size Folding Motorcycle Ramps;
http://www.discountramps.com/motorcycle_ramps.htm.

Black Widow Motorcycle Ramp Systems At Discount Ramps.com;
Black Widow Motorcycle Ramp; <http://discountramps.com/black-widow-motorcycle-ramp.htm>.

Primary Examiner—Cynthia E Ramirez

(74) *Attorney, Agent, or Firm*—Andrus, Scales, Starke & Sawall, LLP

(57) **CLAIM**

The ornamental design for a folding vehicular ramp, as shown and described.

DESCRIPTION

FIG. 1 is a perspective view of a folding vehicular ramp showing our new design;

FIG. 2 is a top view of the folding vehicular ramp;

FIG. 3 is a side view of the folding vehicular ramp;

FIG. 4 is a front view of the folding vehicular ramp;

FIG. 5 is a rear view of the folding vehicular ramp;

FIG. 6 is a bottom view of the folding vehicular ramp;

FIG. 7 is a view of the section of the folding vehicular ramp marked as 7—7 in FIG. 2;

FIG. 8 is a view of the section of the folding vehicular ramp marked as 8—8 in FIG. 2;

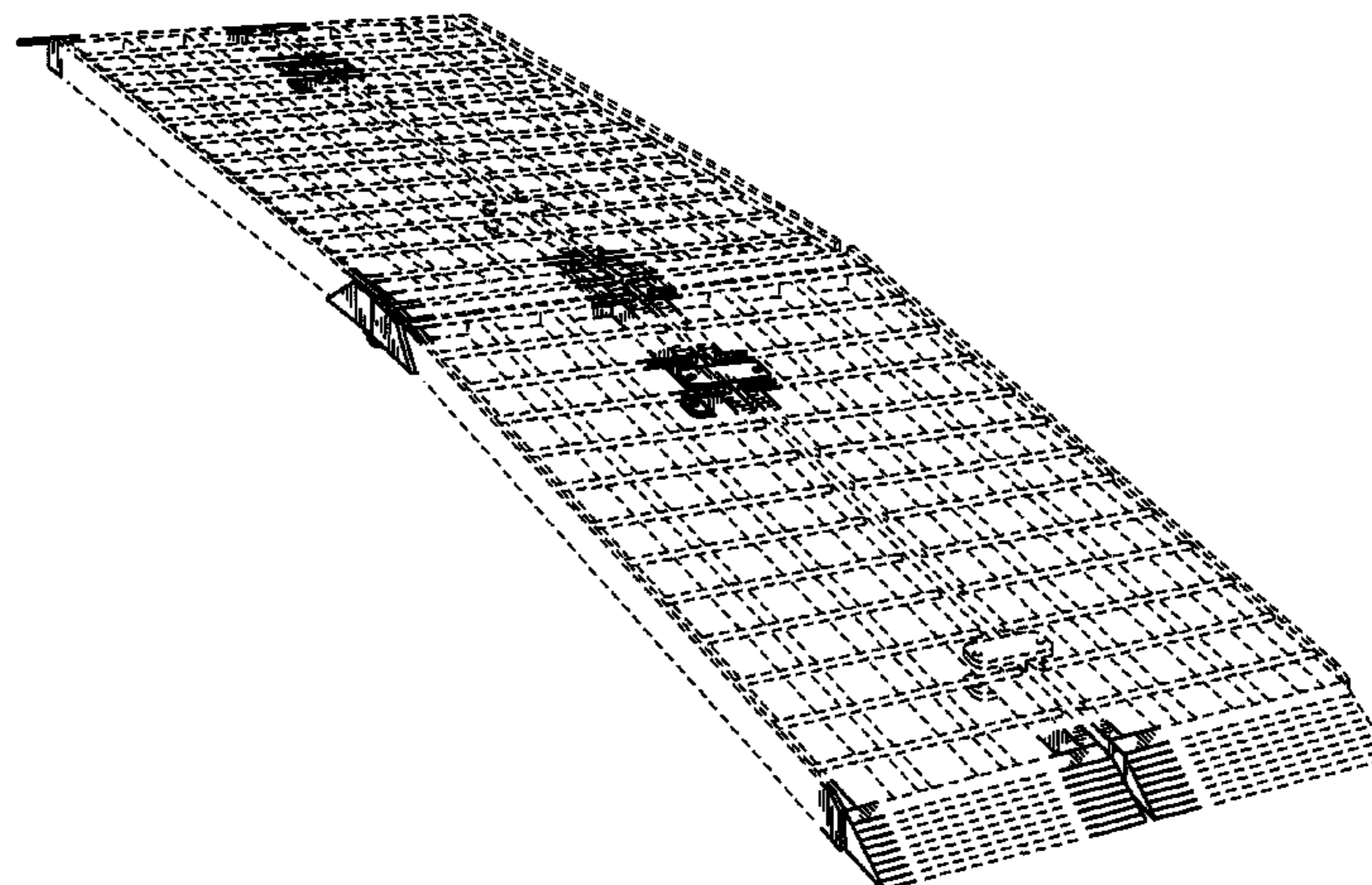
FIG. 9 is a view of the section of the folding vehicular ramp marked as 9—9 in FIG. 2;

FIG. 10 is a view of the section of the folding vehicular ramp marked as 10—10 in FIG. 4; and,

FIG. 11 is a view of the section of the folding vehicular ramp marked as 11—11 in FIG. 5.

The broken line showing of the rest of the body of a ramp is included for the purpose of illustrating environment and forms no part of the claimed design.

1 Claim, 4 Drawing Sheets



US D595,920 S

Page 2

U.S. PATENT DOCUMENTS

D355,518 S *	2/1995	Belanger	D34/32	D505,238 S	5/2005	Robertson	
5,440,773 A	8/1995	Lentini		6,928,959 B1	8/2005	Trauernicht et al.	
5,467,855 A *	11/1995	Sorensen	193/5	7,013,518 B2	3/2006	Leblanc	
D401,731 S *	11/1998	Jeruss	D34/32	7,043,789 B2	5/2006	Morrish	
5,988,725 A *	11/1999	Cole	296/61	7,082,637 B1 *	8/2006	Griffin	14/69.5
6,139,249 A	10/2000	Lucht		7,100,231 B2	9/2006	Peschmann	
6,524,055 B1 *	2/2003	Overbye	414/537	7,179,042 B1	2/2007	Hartmann et al.	
6,536,064 B1 *	3/2003	Swink et al.	14/69.5	7,258,384 B2	8/2007	Drabik et al.	
6,837,669 B2	1/2005	Reed et al.					

* cited by examiner

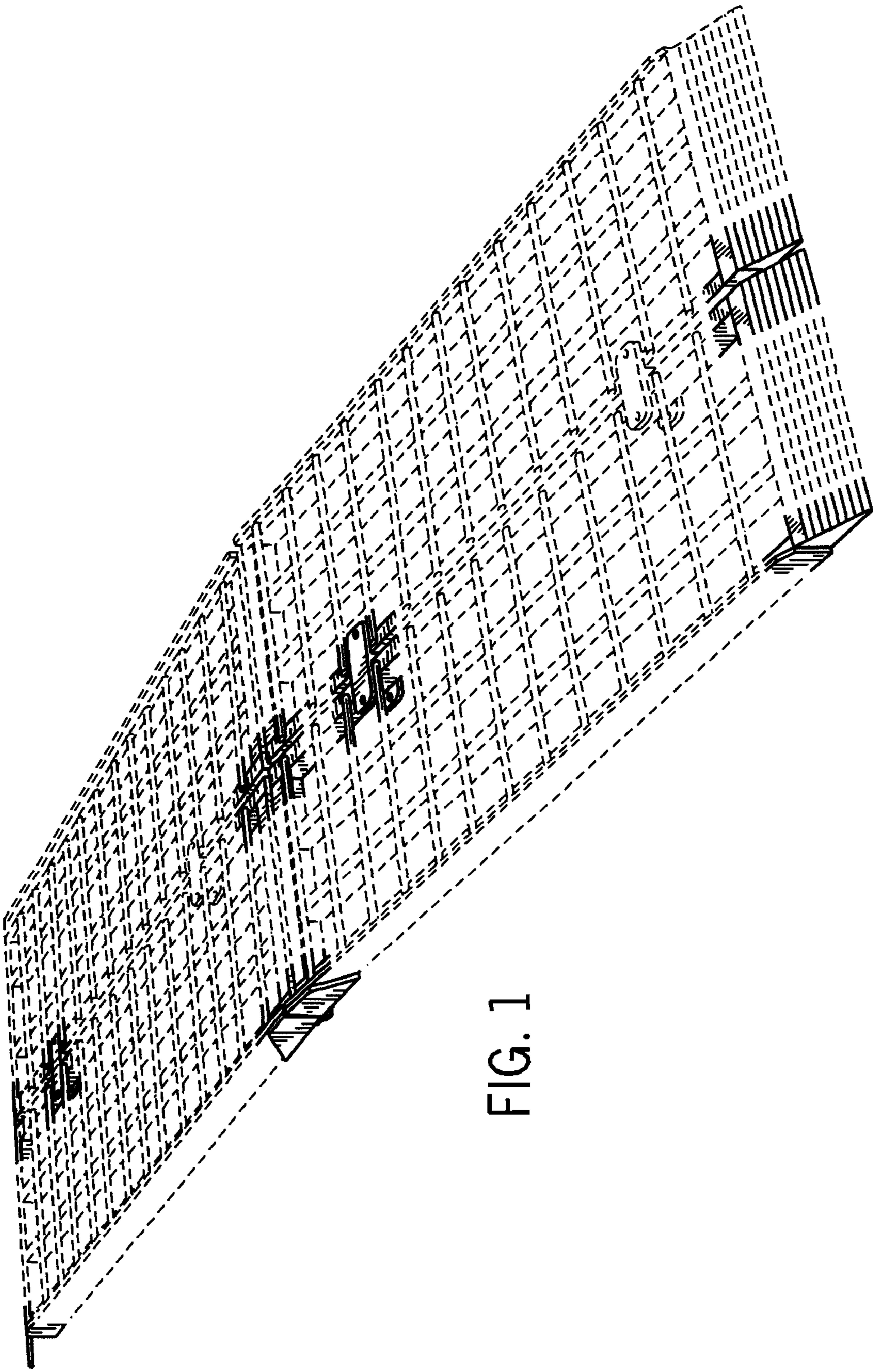


FIG. 1

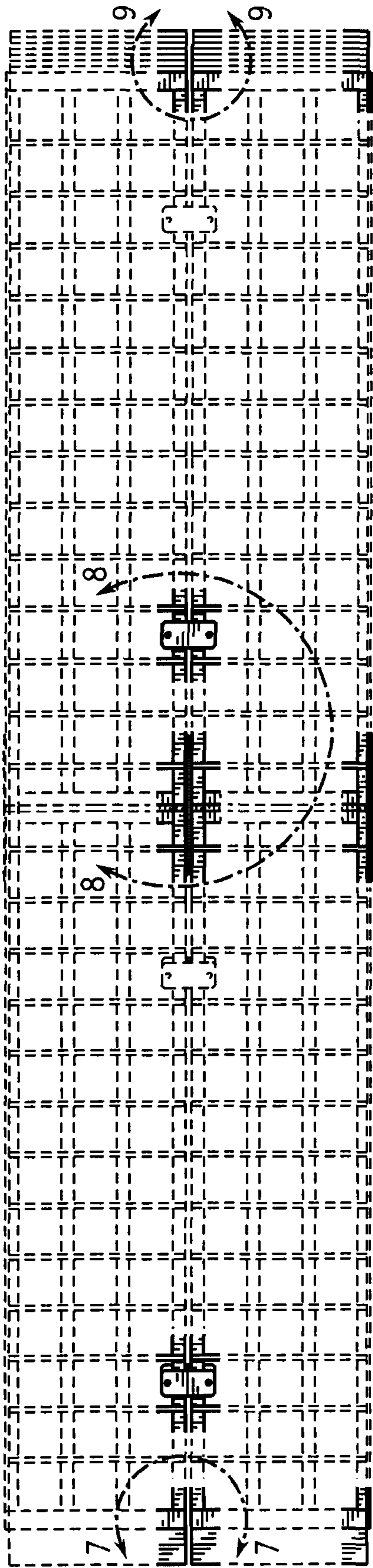


FIG. 2

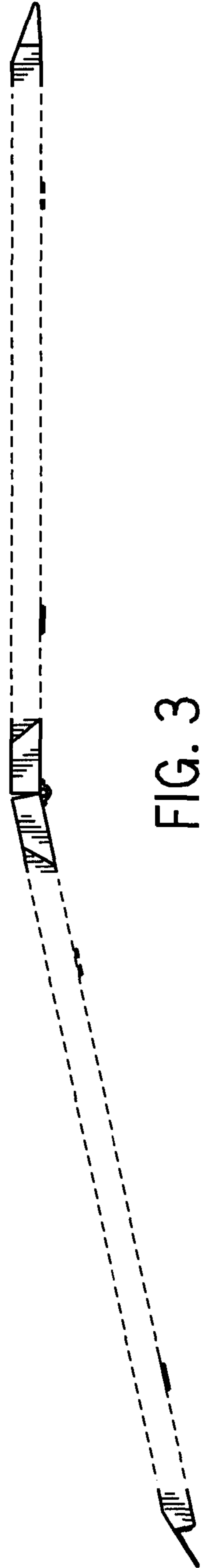


FIG. 3

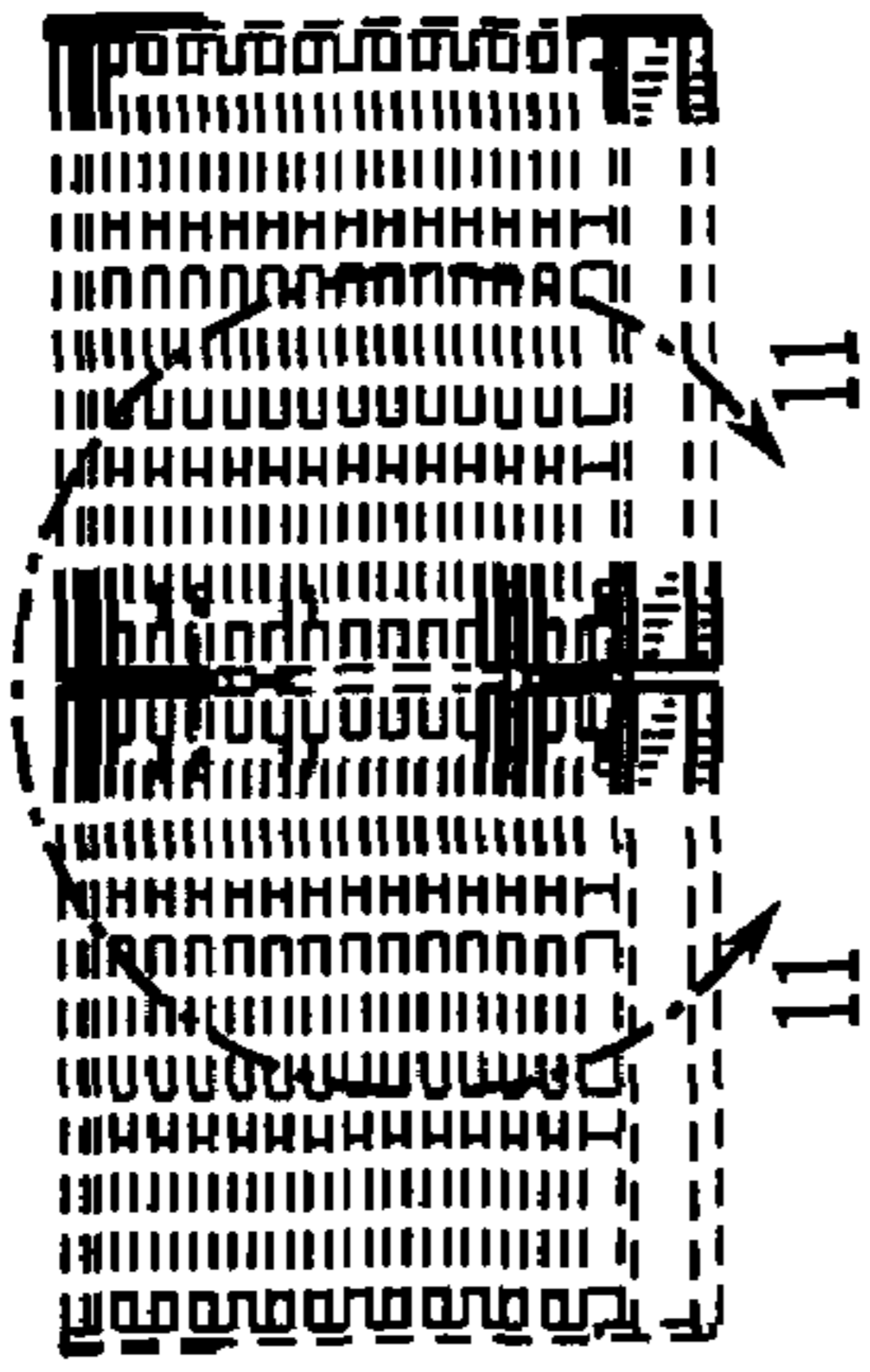


FIG. 4

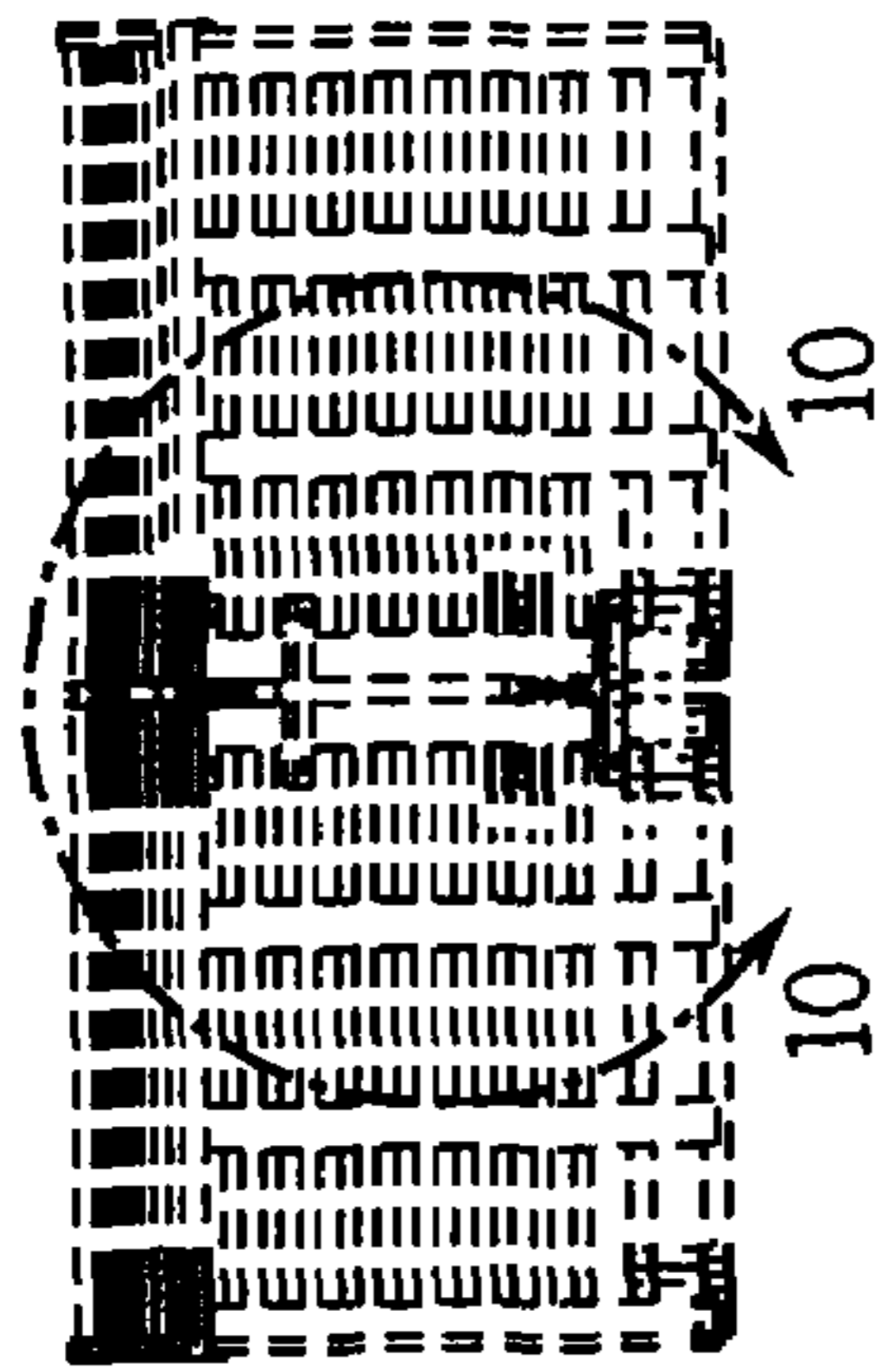


FIG. 5

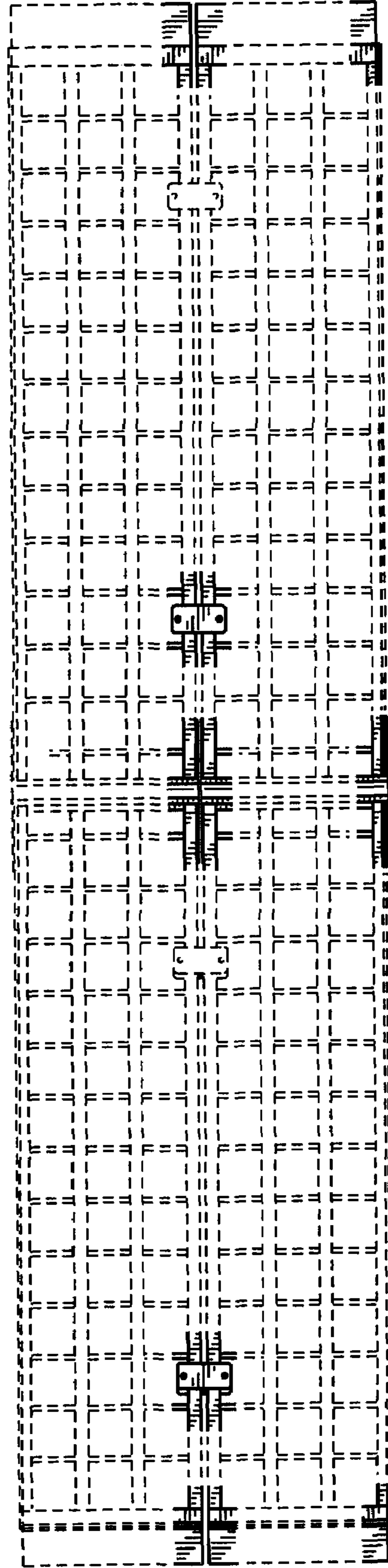


FIG. 6

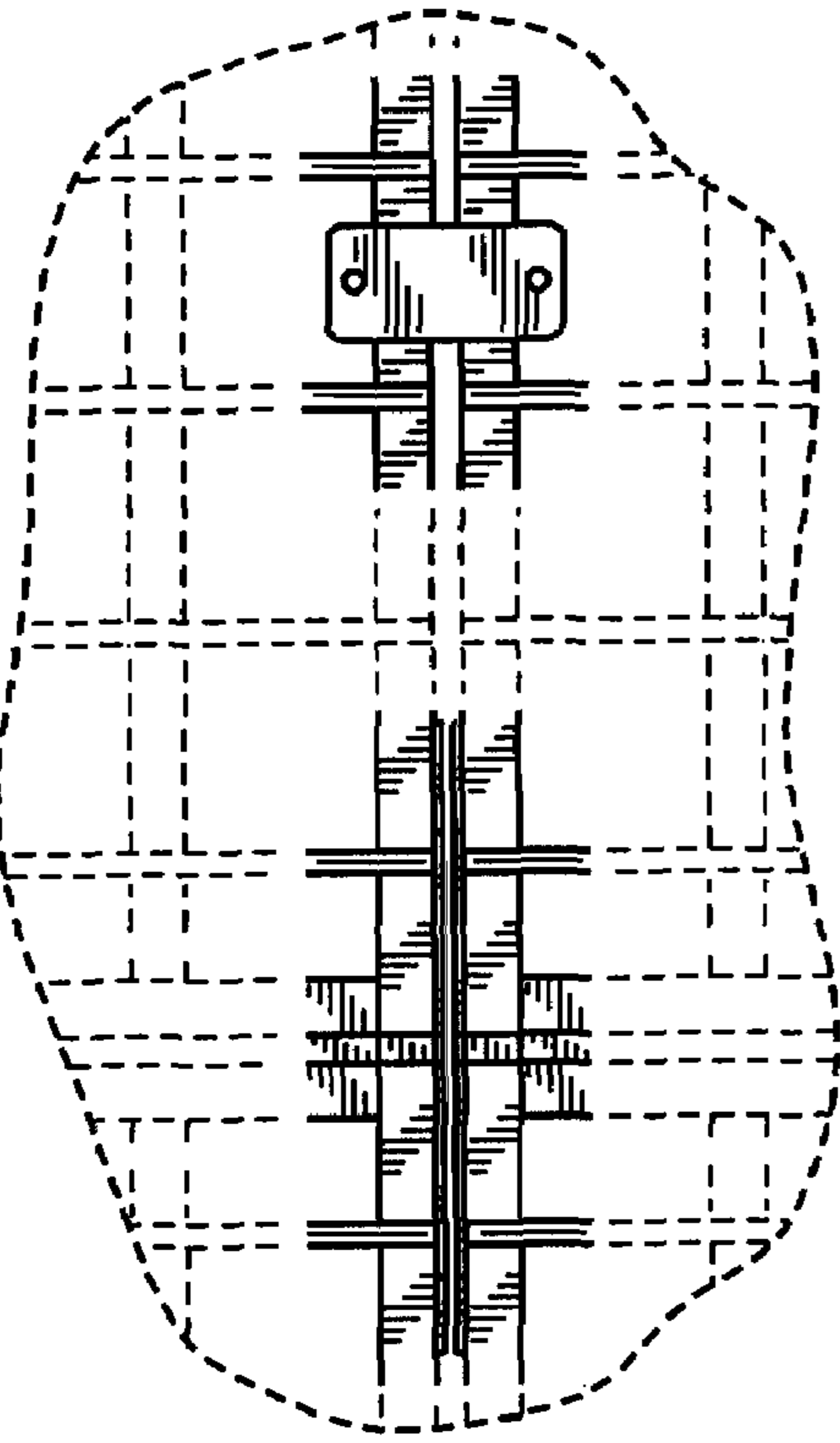


FIG. 7

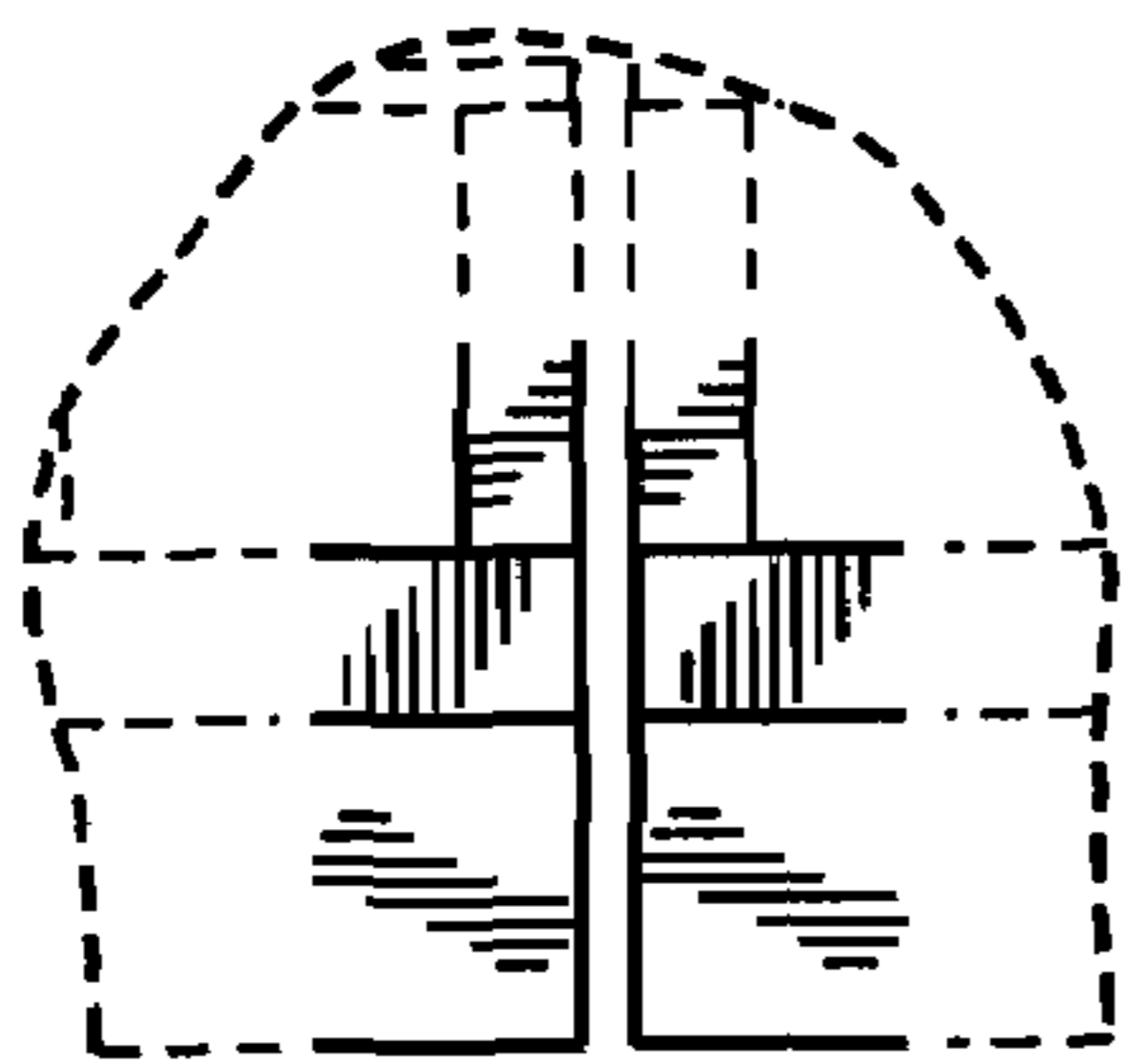


FIG. 8

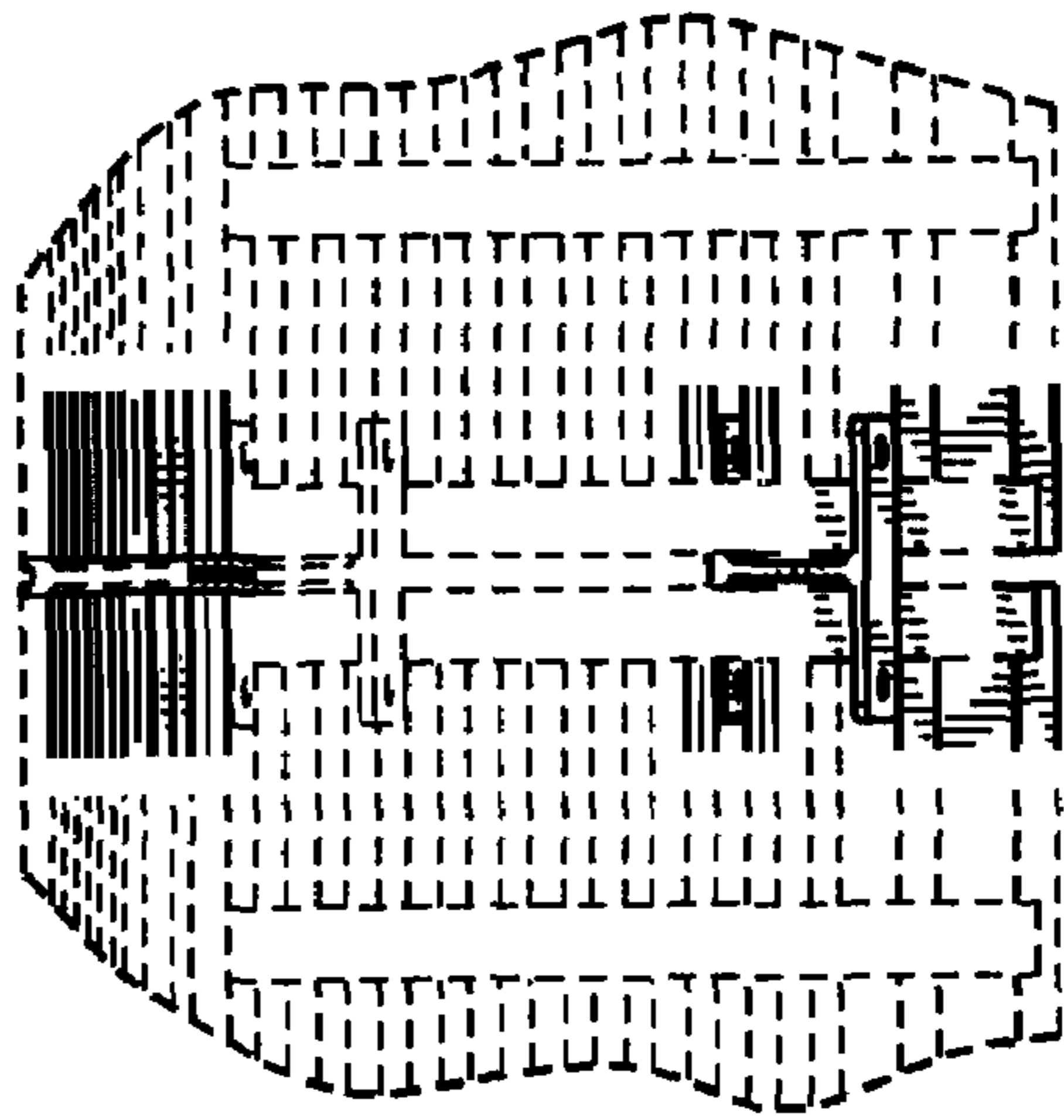


FIG. 9

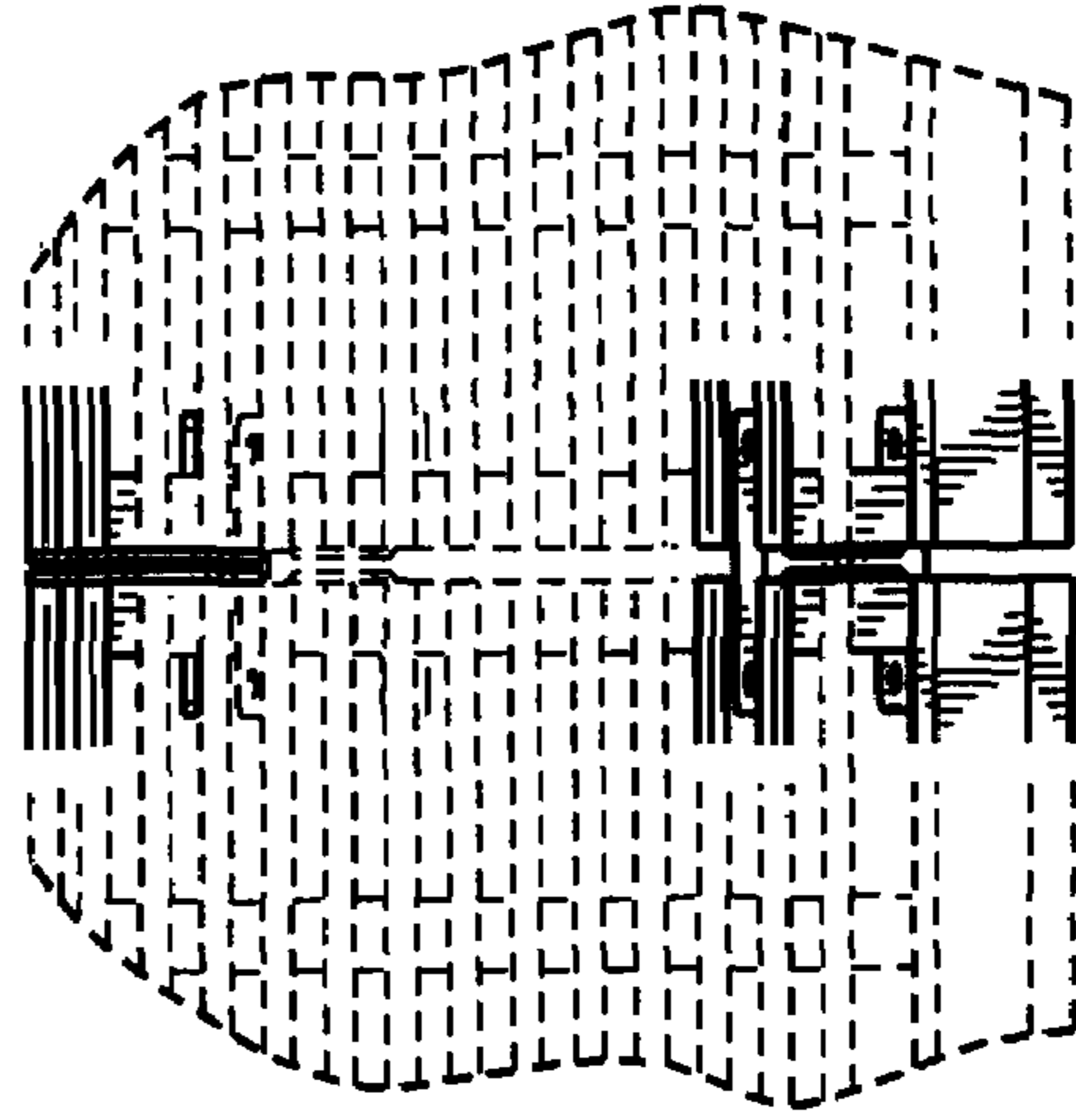


FIG. 10

FIG. 11

