



US00D595918S

(12) **United States Design Patent**
Walter

(10) **Patent No.:** **US D595,918 S**

(45) **Date of Patent:** **** Jul. 7, 2009**

(54) **CART SUPPLY ORGANIZER**

(75) Inventor: **Ivor Michel Walter**, Boulder, CO (US)

(73) Assignee: **AMSA Inc.**, Boulder, CO (US)

(**) Term: **14 Years**

(21) Appl. No.: **29/303,309**

(22) Filed: **Feb. 6, 2008**

(51) **LOC (9) Cl.** **12-02**

(52) **U.S. Cl.** **D34/27; D6/514**

(58) **Field of Classification Search** D34/27,
D34/12; D6/553, 514, 513; D3/232, 303,
D3/315, 318, 905, 319; D12/425; 280/35,
280/47.19

See application file for complete search history.

(56) **References Cited**

U.S. PATENT DOCUMENTS

D148,684 S *	2/1948	Fletcher	D34/24
D154,993 S *	8/1949	Crothers	D6/565
3,139,133 A *	6/1964	Spector	190/111
D300,399 S *	3/1989	Krugman	D6/553
D332,697 S *	1/1993	Schildkraut	D3/303
D337,467 S *	7/1993	Schmidt	D6/570
D544,274 S *	6/2007	Hume	D6/553
D547,989 S *	8/2007	Nelson	D6/553
2006/0012139 A1 *	1/2006	Guirlinger	280/35

OTHER PUBLICATIONS

Graco Back Seat Organizer, Scan of website showing prior art organizer manufactured by Graco.

Perfect Fit Seat Organizer, Scan of website showing prior art organizer manufactured by Perfect Fit.

Portable Organizer, Scan of website showing prior art organizer listed on Merry Gardeners website at <http://www.merrygardeners.com>.

Space Logic 8 Pocket Organizer, Scan of website showing prior art organizer manufactured by Duluth Trading Co.

* cited by examiner

Primary Examiner—Cynthia E Ramirez

(74) *Attorney, Agent, or Firm*—Margaret Polson; Oppedahl Patent Law Firm LLC

(57) **CLAIM**

The ornamental design for a cart supply organizer, as shown and described.

DESCRIPTION

FIG. 1 is a perspective view of a cart supply organizer showing my new design;

FIG. 2 is a top plan view thereof;

FIG. 3 is a bottom plan view;

FIG. 4 is a right side elevation view, the left side being a mirror image thereof;

FIG. 5 is an enlarged right side elevation view, with the left side being a mirror image thereof, of the top dotted box of FIG. 4;

FIG. 6 is an enlarged right side elevation view, with the left side being a mirror image thereof, of the bottom dotted box of FIG. 4;

FIG. 7 is a front side elevation view thereof;

FIG. 8 is a rear side elevation view thereof;


FIG. 9 is an enlarged front side view thereof; and,

FIG. 10 is an enlarged rear side view thereof.

The cart and supplies in FIG. 1 and the straps in FIGS. 2 through 10 shown in dashed and dotted lines are shown to show environment and form no part of the claimed design.

The evenly broken lines in all the figures represent stitching.

1 Claim, 7 Drawing Sheets



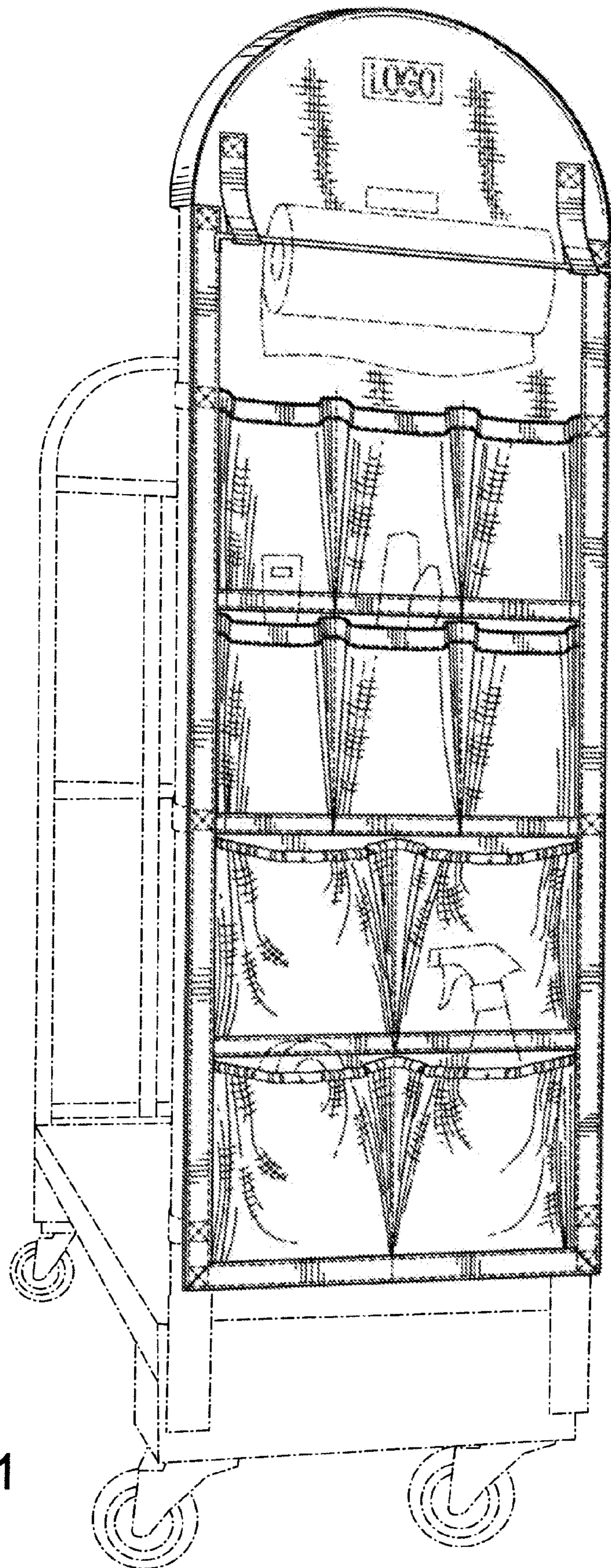


FIG. 1

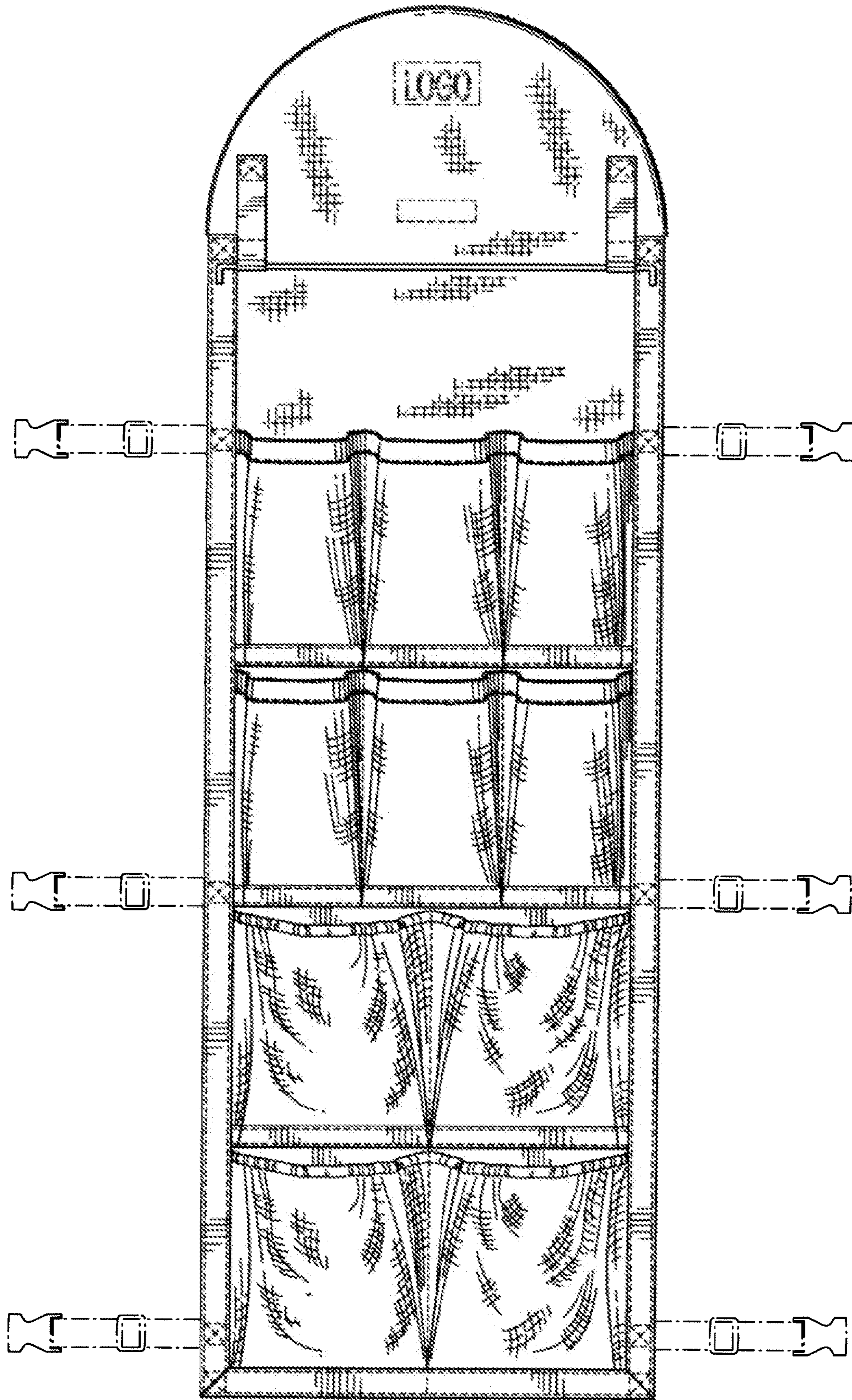


FIG.2

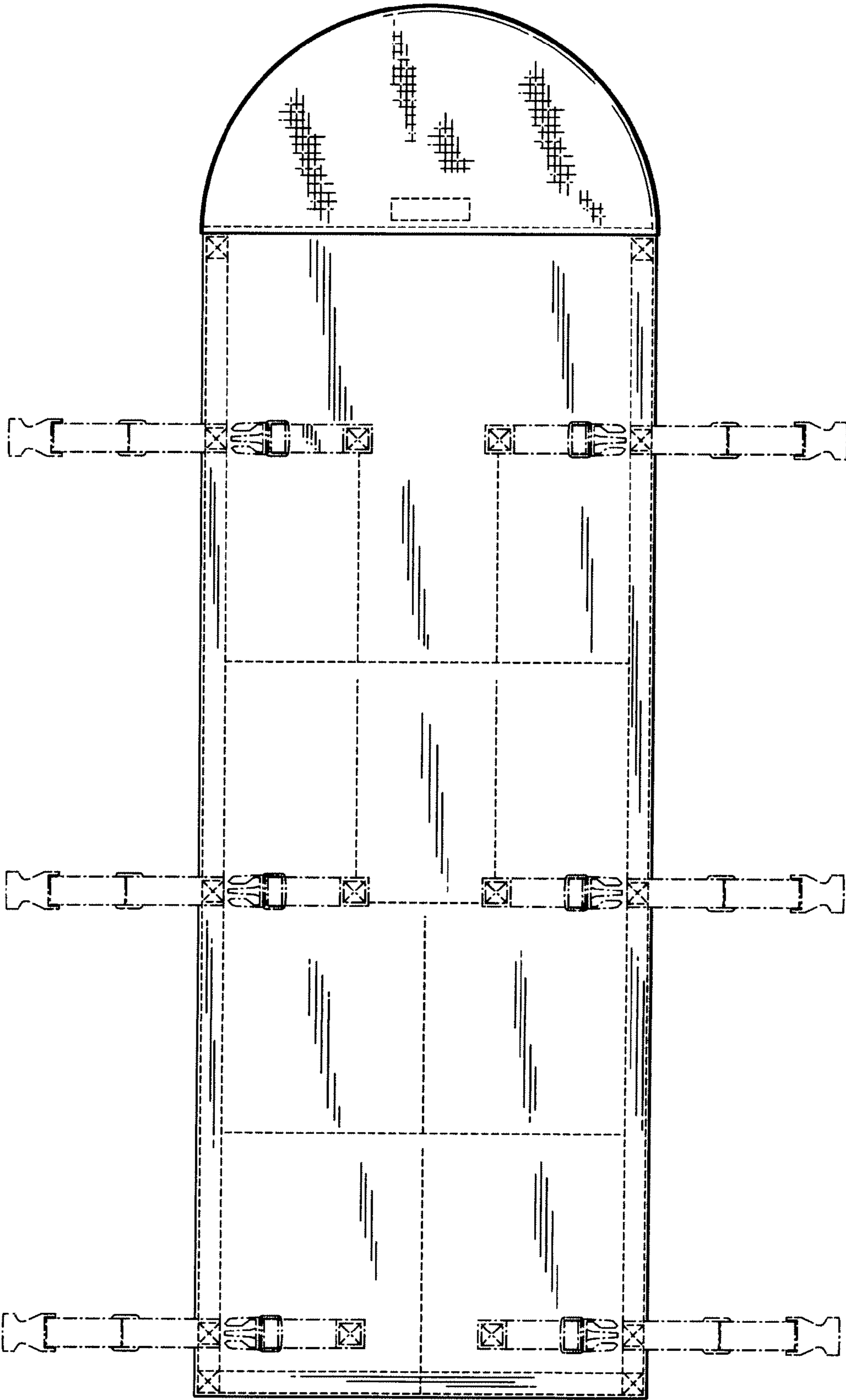


FIG.3

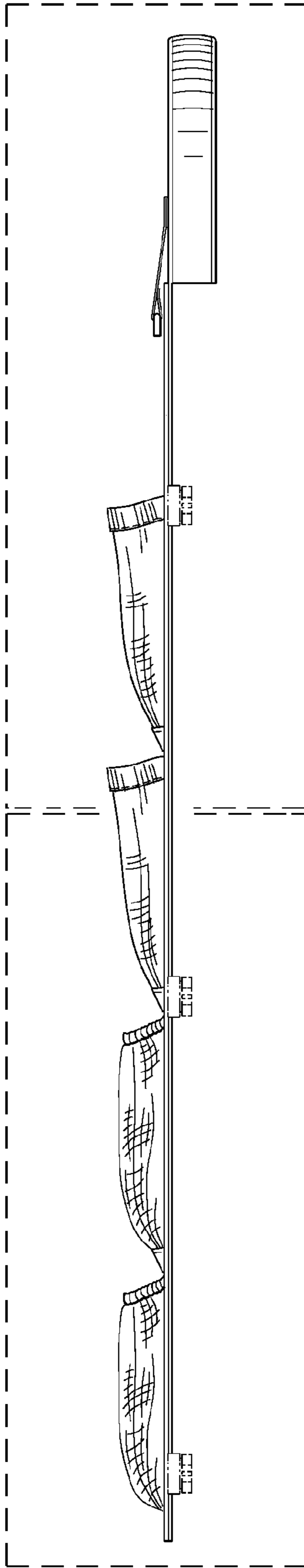


FIG.4

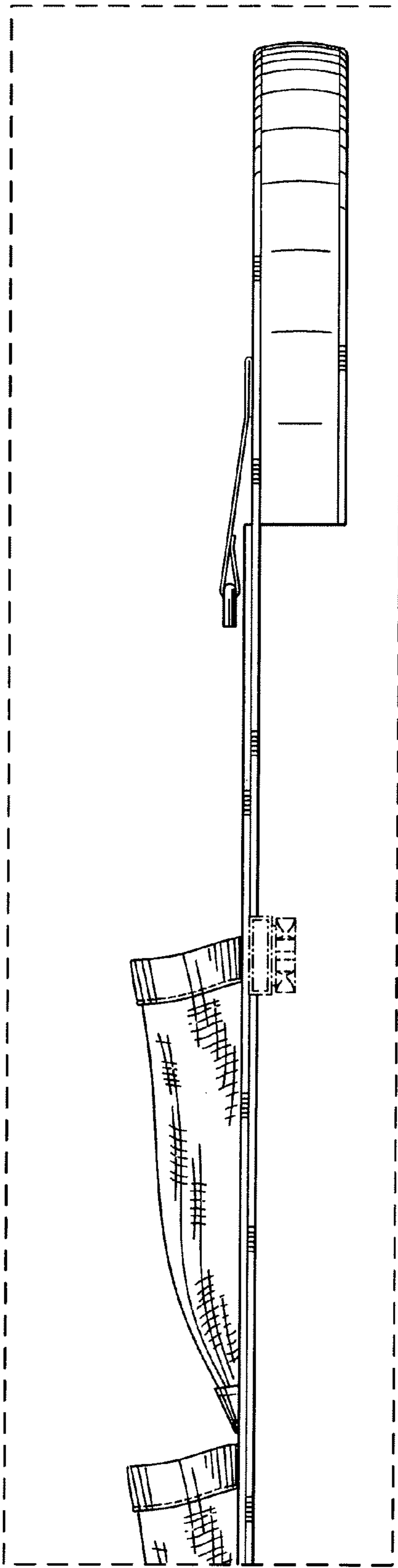


FIG.5

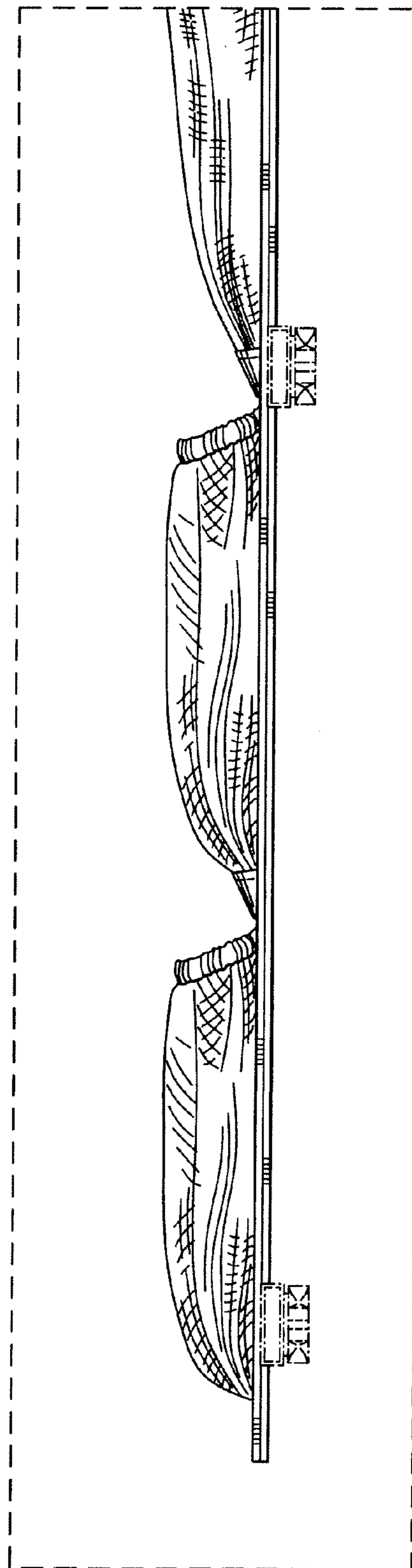


FIG.6

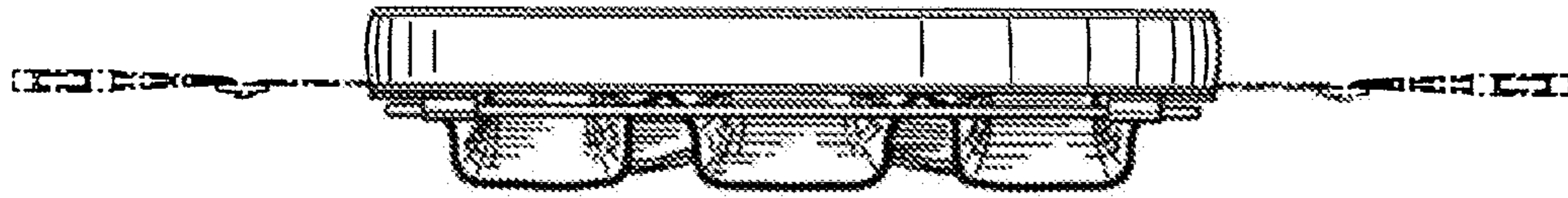


FIG.7



FIG.8

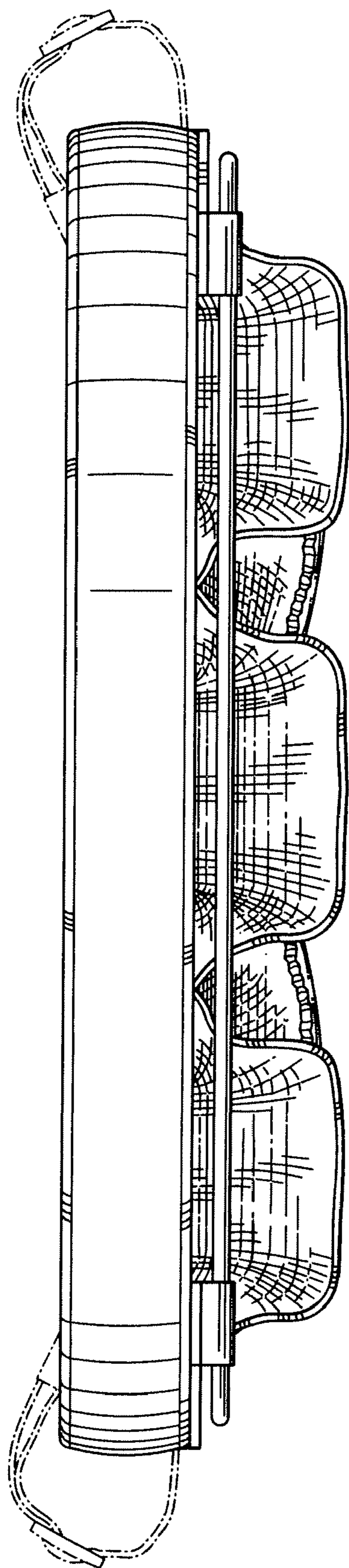


FIG. 9

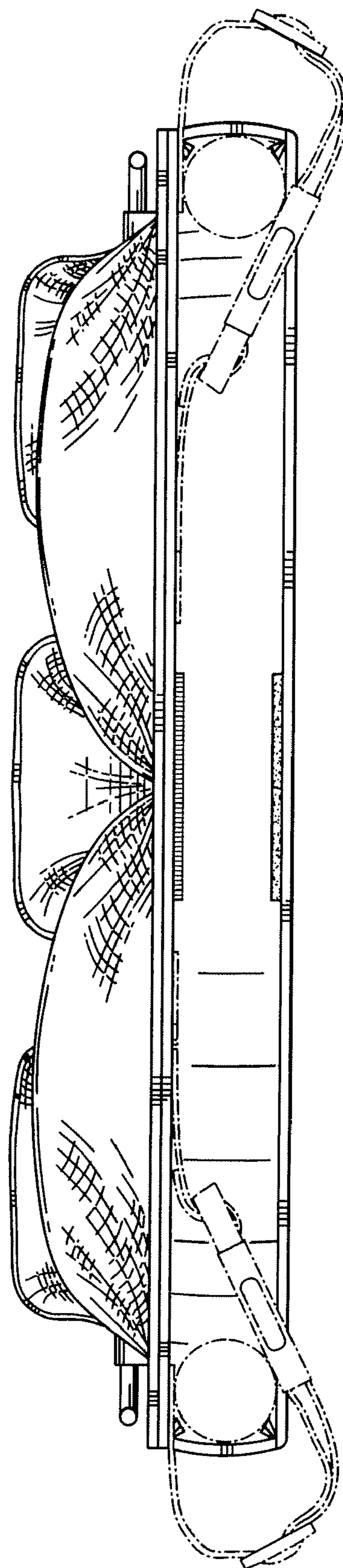


FIG. 10