

US00D595910S

(12) **United States Design Patent**
Hollis et al.

(10) **Patent No.:** **US D595,910 S**
(45) **Date of Patent:** **** Jul. 7, 2009**

(54) **PORTABLE WET/DRY VACUUM APPLIANCE**

(75) Inventors: **Robert Hollis**, St. Peters, MO (US);
Shane Glasgow, Saint Ann, MO (US);
Kiyoshi Hoshino, Pewaukee, WI (US)

(73) Assignee: **Emerson Electric Co.**, St. Louis, MO (US)

(**) Term: **14 Years**

(21) Appl. No.: **29/328,727**

(22) Filed: **Dec. 1, 2008**

(51) **LOC (9) Cl.** **15-05**

(52) **U.S. Cl.** **D32/21**

(58) **Field of Classification Search** D32/1,
D32/21, 31, 18; 15/327.1–327.7, 340.2,
15/412, 320–321, 329, 323, 246.2, 353, DIG. 1,
15/247, 347, 344; 417/234; 55/459.1, DIG. 3,
55/345, 337, 429, 460; 95/271; 210/512.1
See application file for complete search history.

(56) **References Cited**

U.S. PATENT DOCUMENTS

D318,544 S	7/1991	Schoetler	
D325,453 S	4/1992	Tsuge	
D381,481 S	7/1997	Medema et al.	
D386,842 S *	11/1997	Hoshino et al.	D32/21
D418,643 S *	1/2000	Hoshino	D32/21
D423,154 S	4/2000	Rohn et al.	
6,101,669 A	8/2000	Martin et al.	
D435,322 S	12/2000	DeBlasis et al.	
D443,119 S	5/2001	Sung	
D467,693 S	12/2002	Kitts	
D467,694 S *	12/2002	Kitts	D32/21
D477,443 S	7/2003	Kondo et al.	
D481,839 S	11/2003	Almqvist et al.	
D496,764 S *	9/2004	Lopano	D32/21
D506,042 S	6/2005	Griffin et al.	

D528,256 S *	9/2006	Beth et al.	D32/21
D537,579 S *	2/2007	Zimmerle et al.	D32/21
D537,581 S *	2/2007	Zimmerle et al.	D32/21
D537,992 S *	3/2007	Hoshino	D32/24
D549,903 S	8/2007	Eccardt et al.	
D549,904 S	8/2007	Eccardt	
D558,410 S	12/2007	Hill et al.	
D564,154 S *	3/2008	Hollis et al.	D32/21
D568,562 S	5/2008	Griffin et al.	
D568,564 S	5/2008	Griffin et al.	
D568,565 S	5/2008	Griffin et al.	
D571,513 S *	6/2008	Griffin et al.	D32/21
D577,164 S *	9/2008	Williams et al.	D32/21
D581,114 S	11/2008	Grevling, Jr. et al.	
D584,016 S	12/2008	Hosoda et al.	
D584,462 S	1/2009	Umeda et al.	
D584,463 S	1/2009	Jansson et al.	

* cited by examiner

Primary Examiner—Ruth McInroy
(74) *Attorney, Agent, or Firm*—Locke Lord Bissell & Liddell LLP

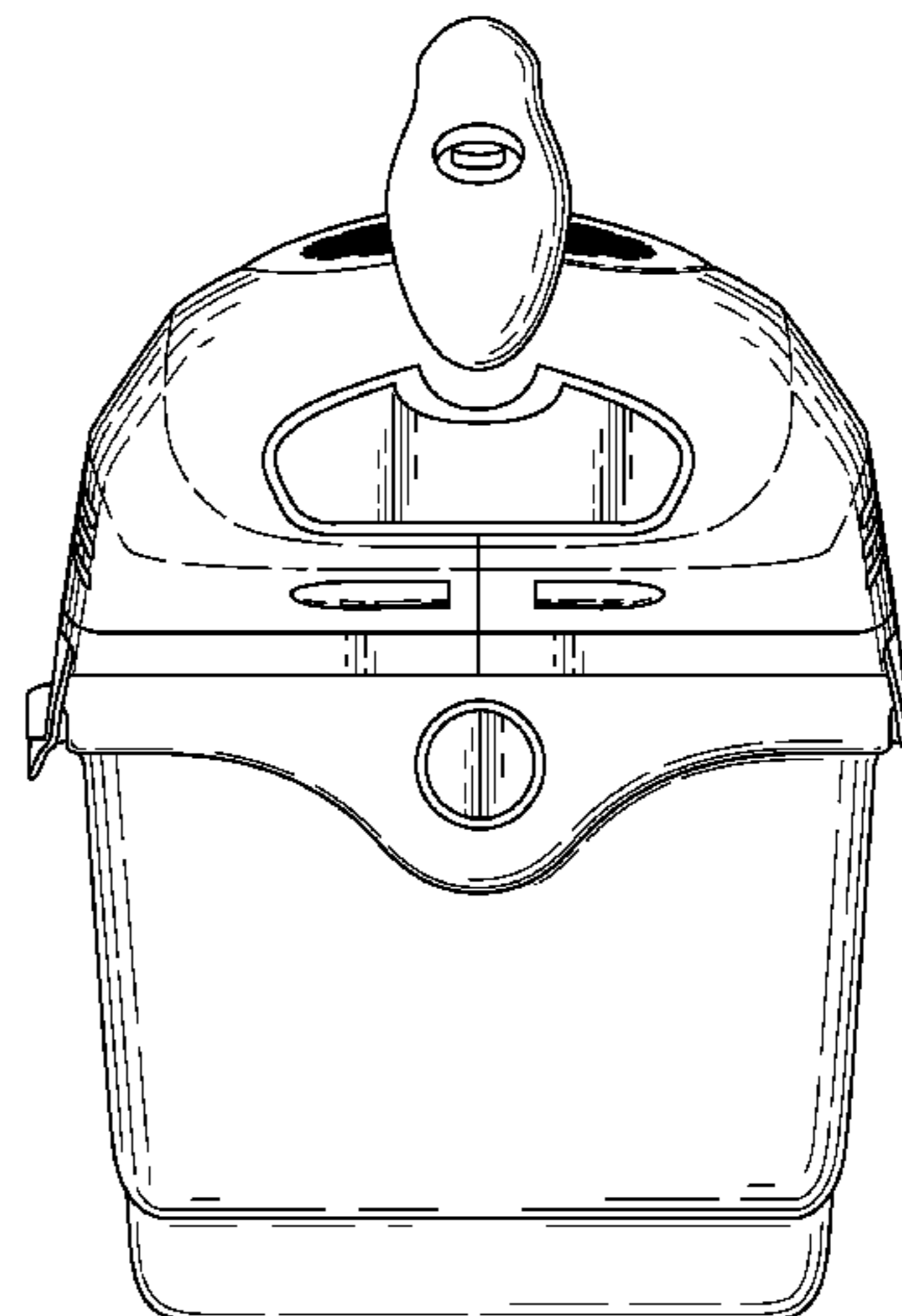
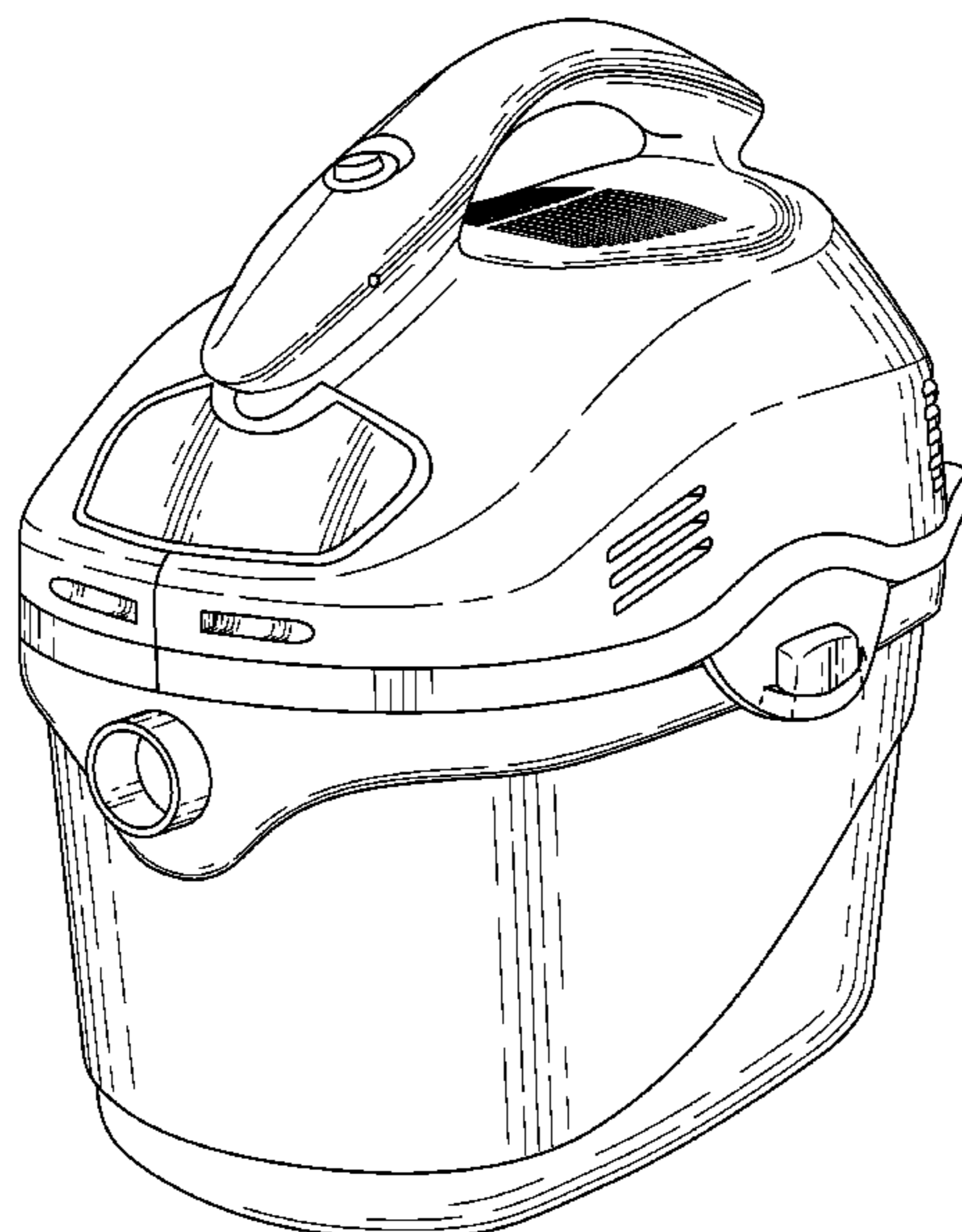
(57) **CLAIM**

The ornamental design for a portable wet/dry vacuum appliance, as shown and described.

DESCRIPTION

FIG. 1 is a isometric front perspective view of a portable wet/dry vacuum appliance showing our design;
FIG. 2 is a front elevational view thereof;
FIG. 3 is a back elevational view thereof;
FIG. 4 is a side view thereof;
FIG. 5 is a side view showing the side opposite that shown in FIG. 4; and,
FIG. 6 is a top plan view thereof.

1 Claim, 6 Drawing Sheets



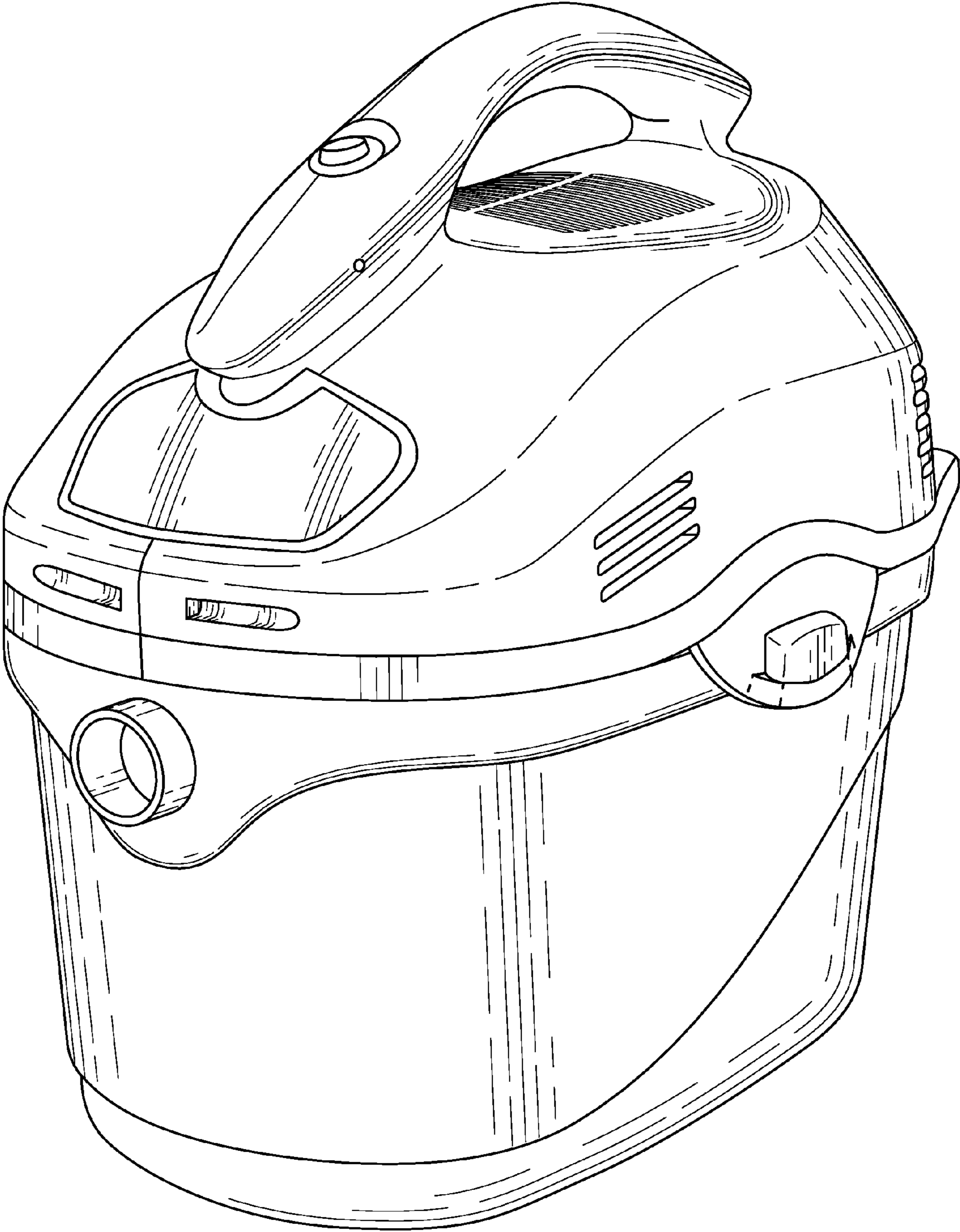


FIG. 1

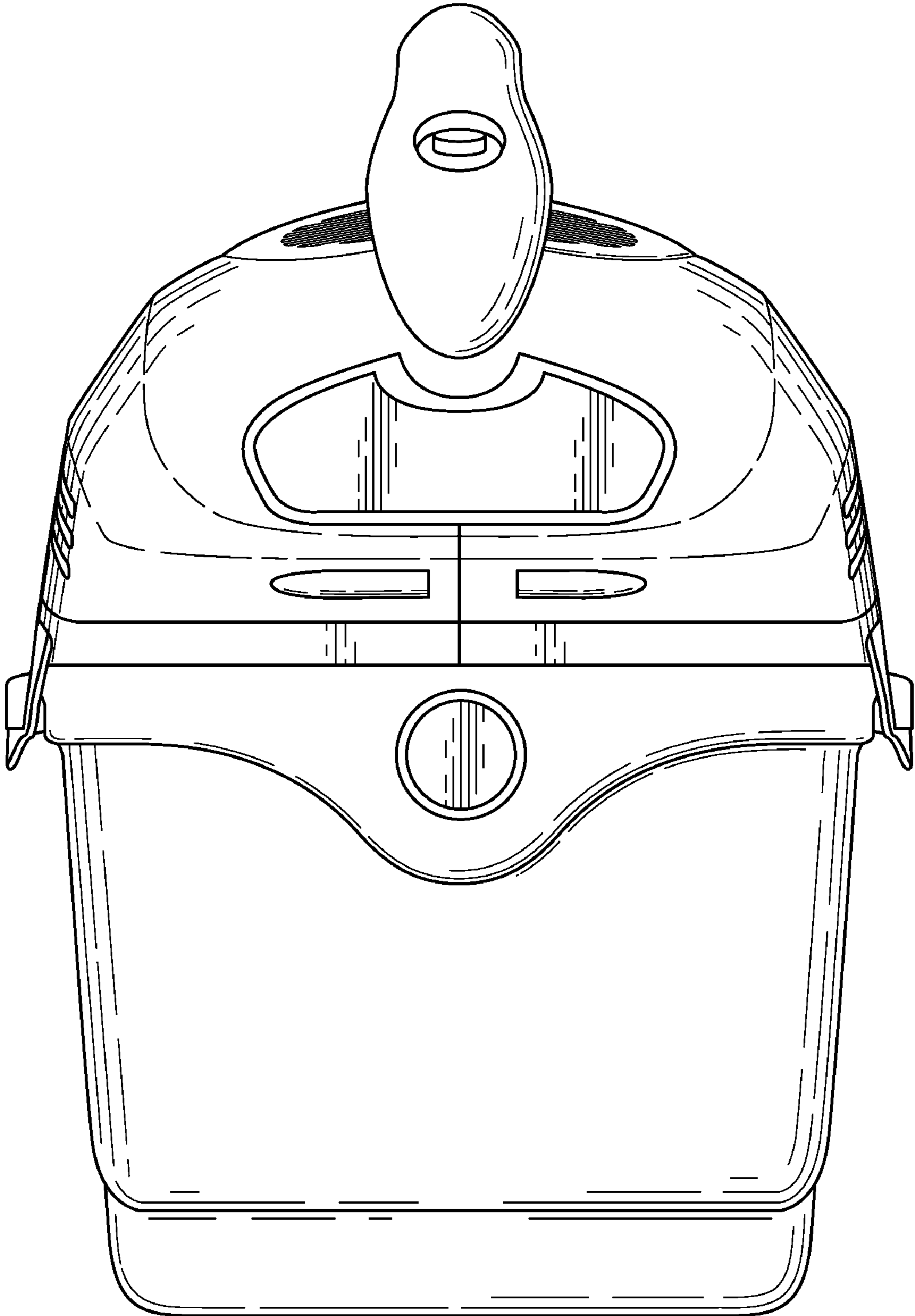


FIG. 2




FIG. 3

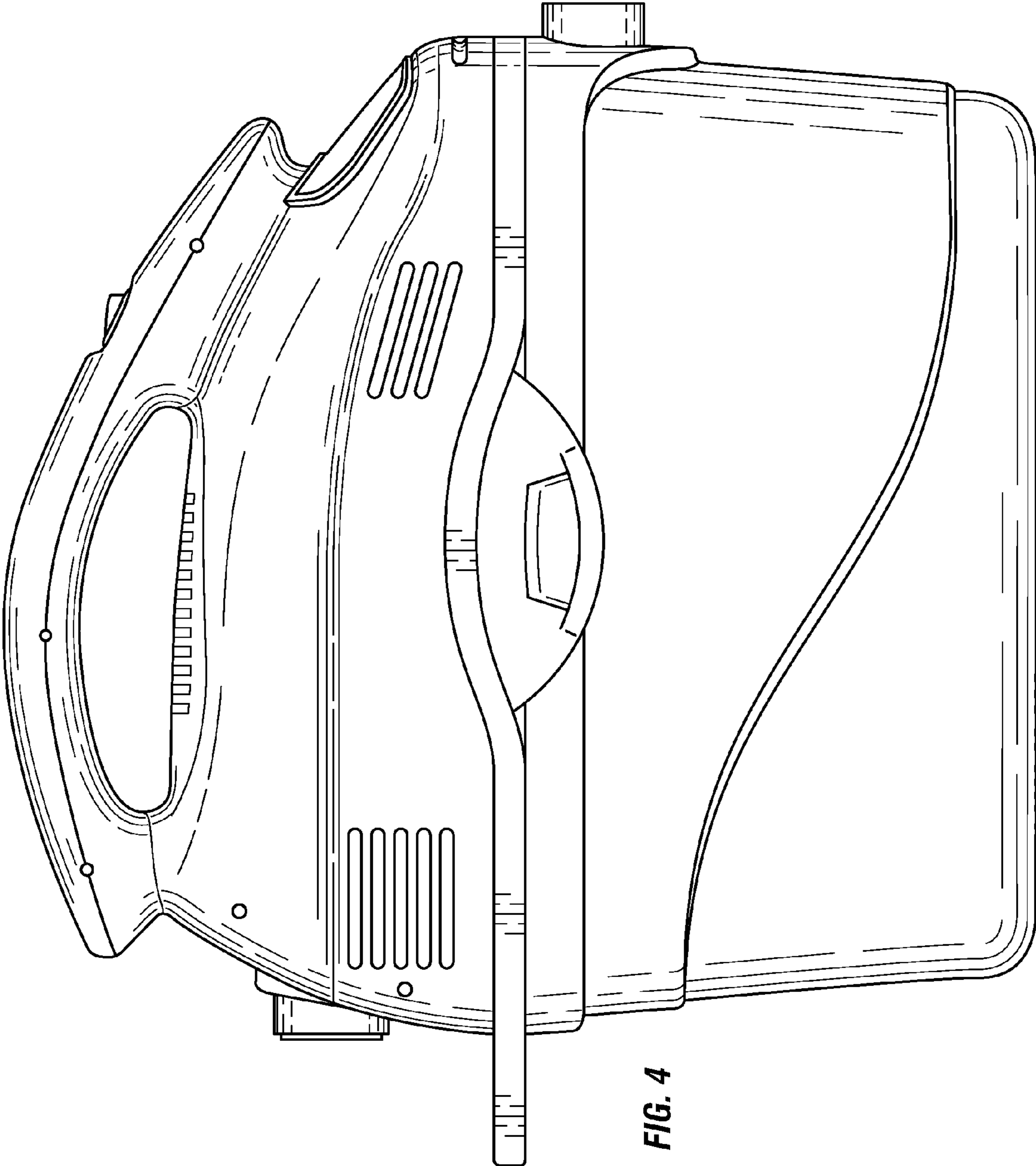


FIG. 4

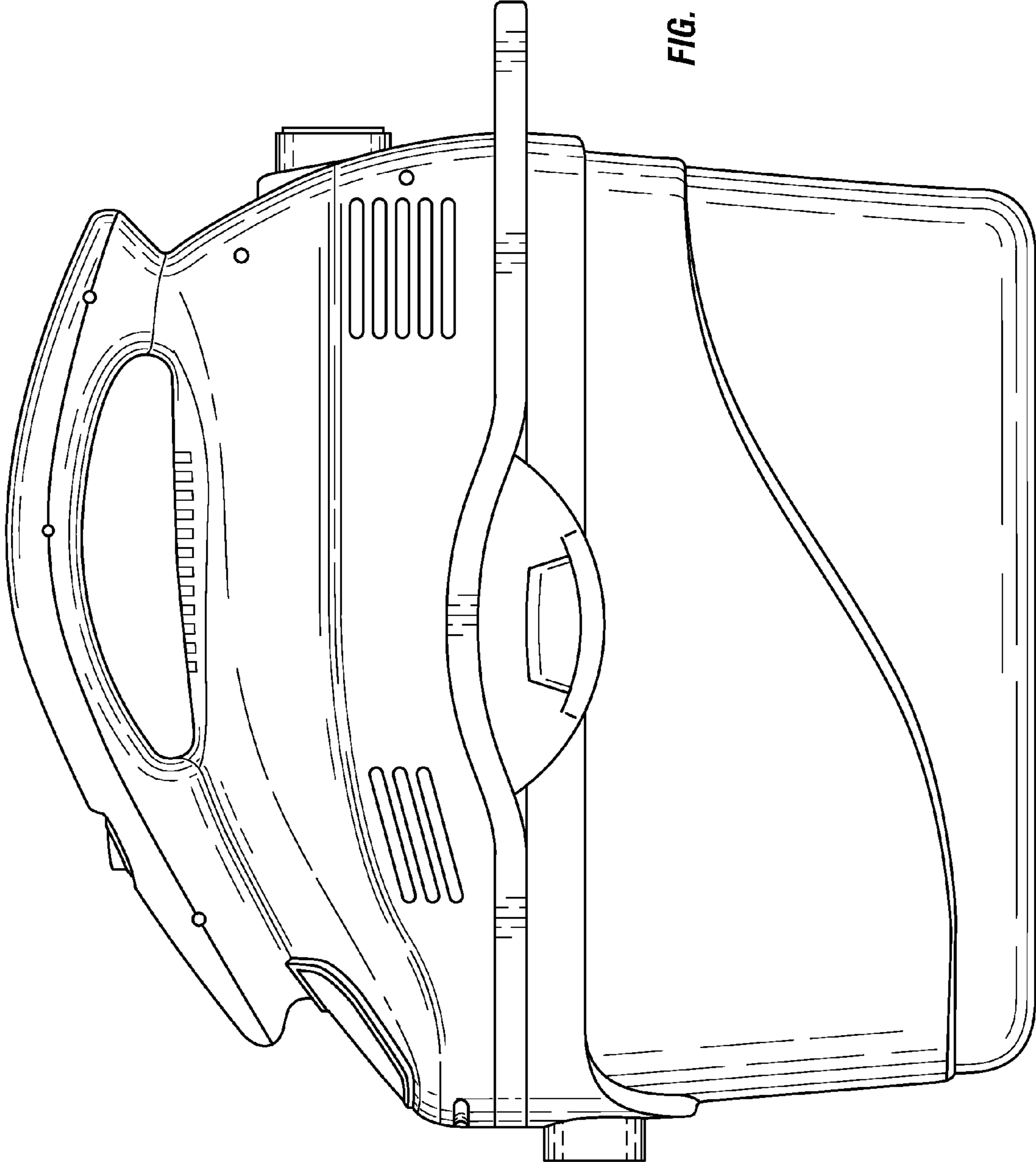


FIG. 5

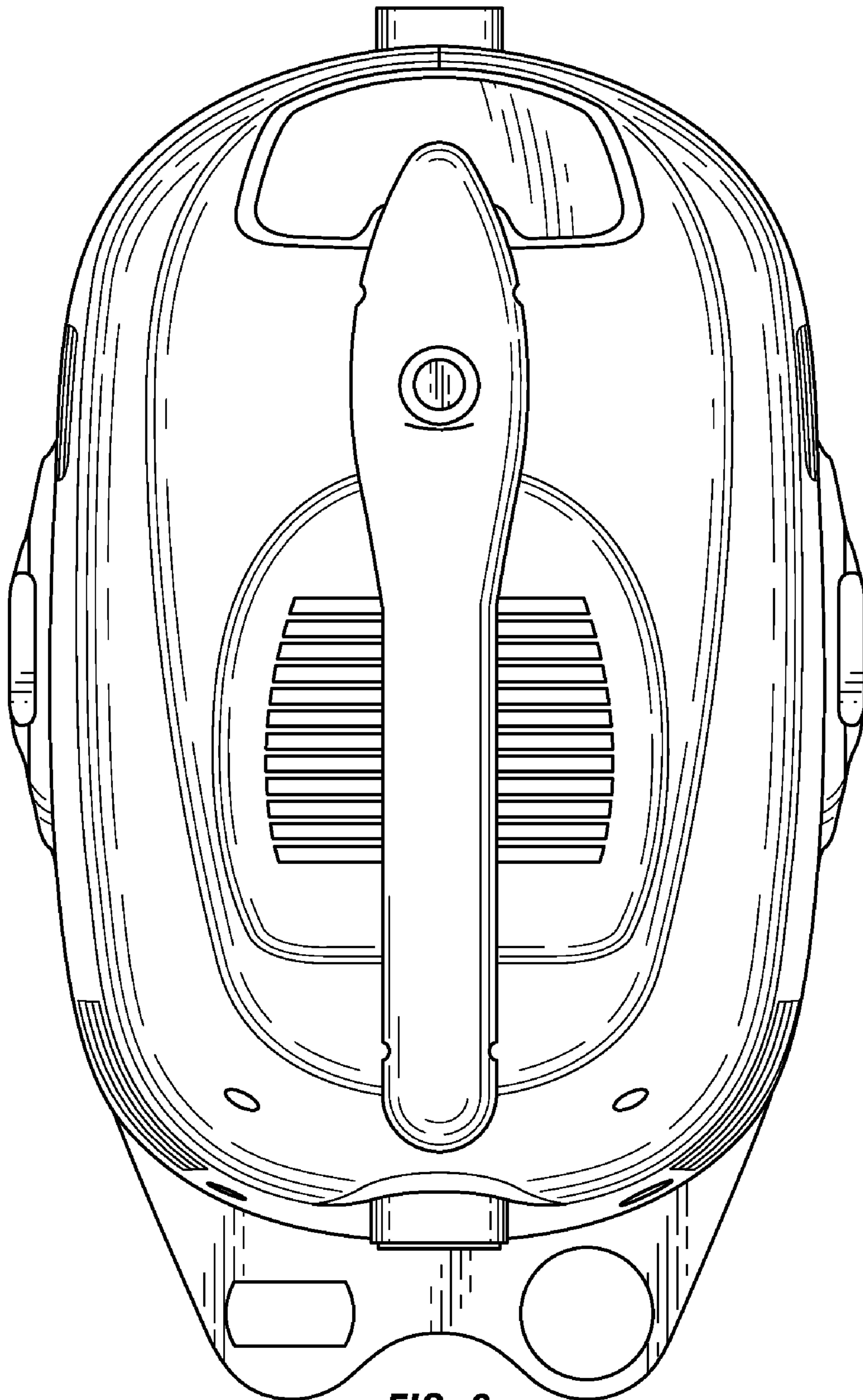


FIG. 6