



US00D595901S

(12) **United States Design Patent**
Heininen

(10) **Patent No.:** **US D595,901 S**

(45) **Date of Patent:** **** Jul. 7, 2009**

(54) **BACKSCRATCHER**

(76) Inventor: **Jukka Heininen**, Asematie 2 A,
FI-35700 Vilppula (FI)

(**) Term: **14 Years**

(21) Appl. No.: **29/276,868**

(22) Filed: **Feb. 8, 2007**

(30) **Foreign Application Priority Data**

Aug. 11, 2006 (FI) M20060150

(51) **LOC (9) Cl.** **28-99**

(52) **U.S. Cl.** **D28/91.2**

(58) **Field of Classification Search** D28/91.2;
601/137; D32/46, 49; D8/11; D3/7-8; 15/236.01,
15/236.05, 236.07

See application file for complete search history.

(56) **References Cited**

U.S. PATENT DOCUMENTS

D312,145 S * 11/1990 Murphy D28/91.2
D340,527 S * 10/1993 Goodell D28/91.2

5,560,746 A * 10/1996 Willow D28/91.2
D392,070 S * 3/1998 Pitaro et al. D28/99
6,261,251 B1 * 7/2001 Meyers 601/137
6,758,826 B2 * 7/2004 Luetngen et al. 601/137
D570,547 S * 6/2008 Roberts D28/91.2
2007/0093735 A1 * 4/2007 Suzuki 601/137

* cited by examiner

Primary Examiner—Jennifer Rivard

(74) *Attorney, Agent, or Firm*—Stites & Harbison PLLC;
Marvin Petry

(57) **CLAIM**

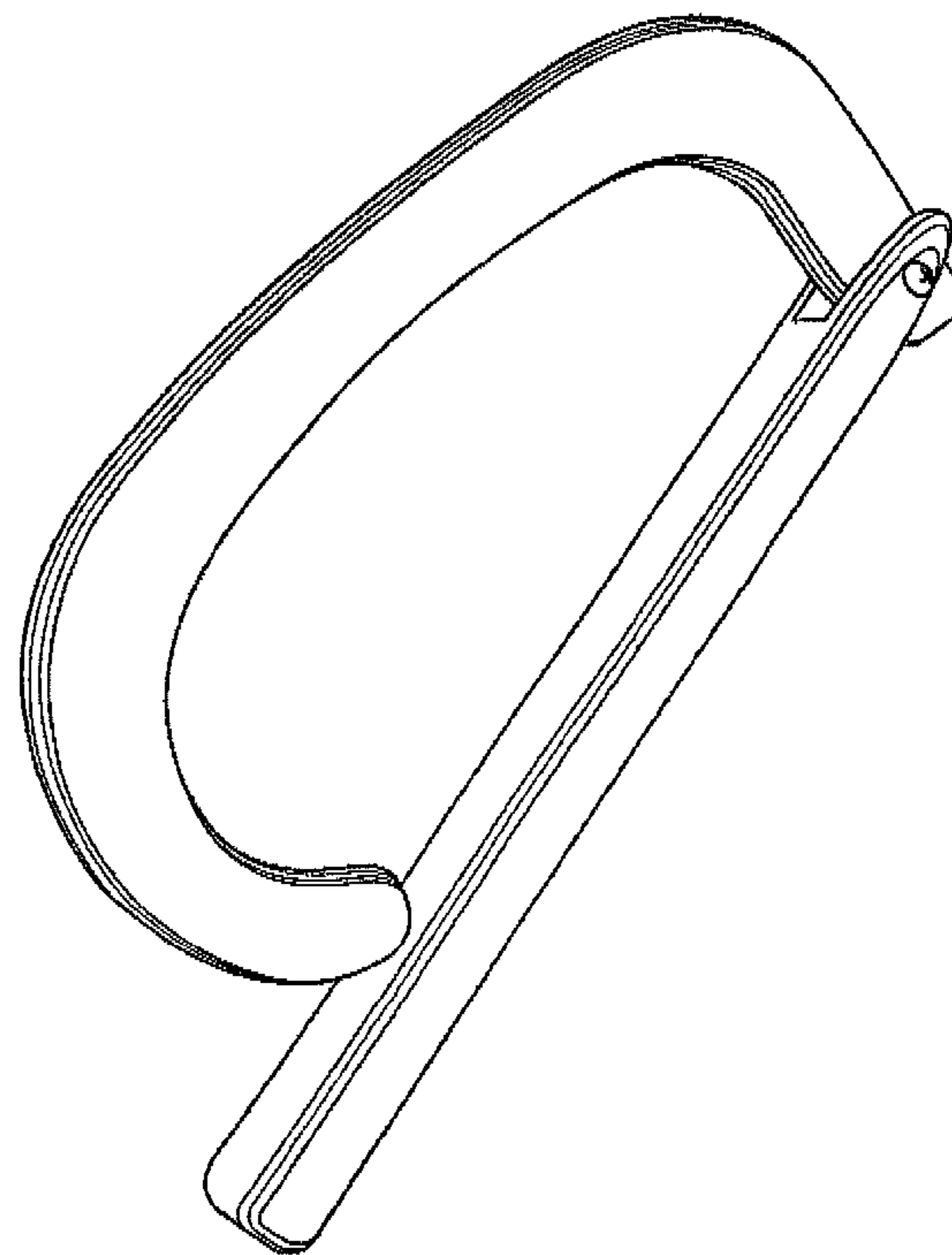
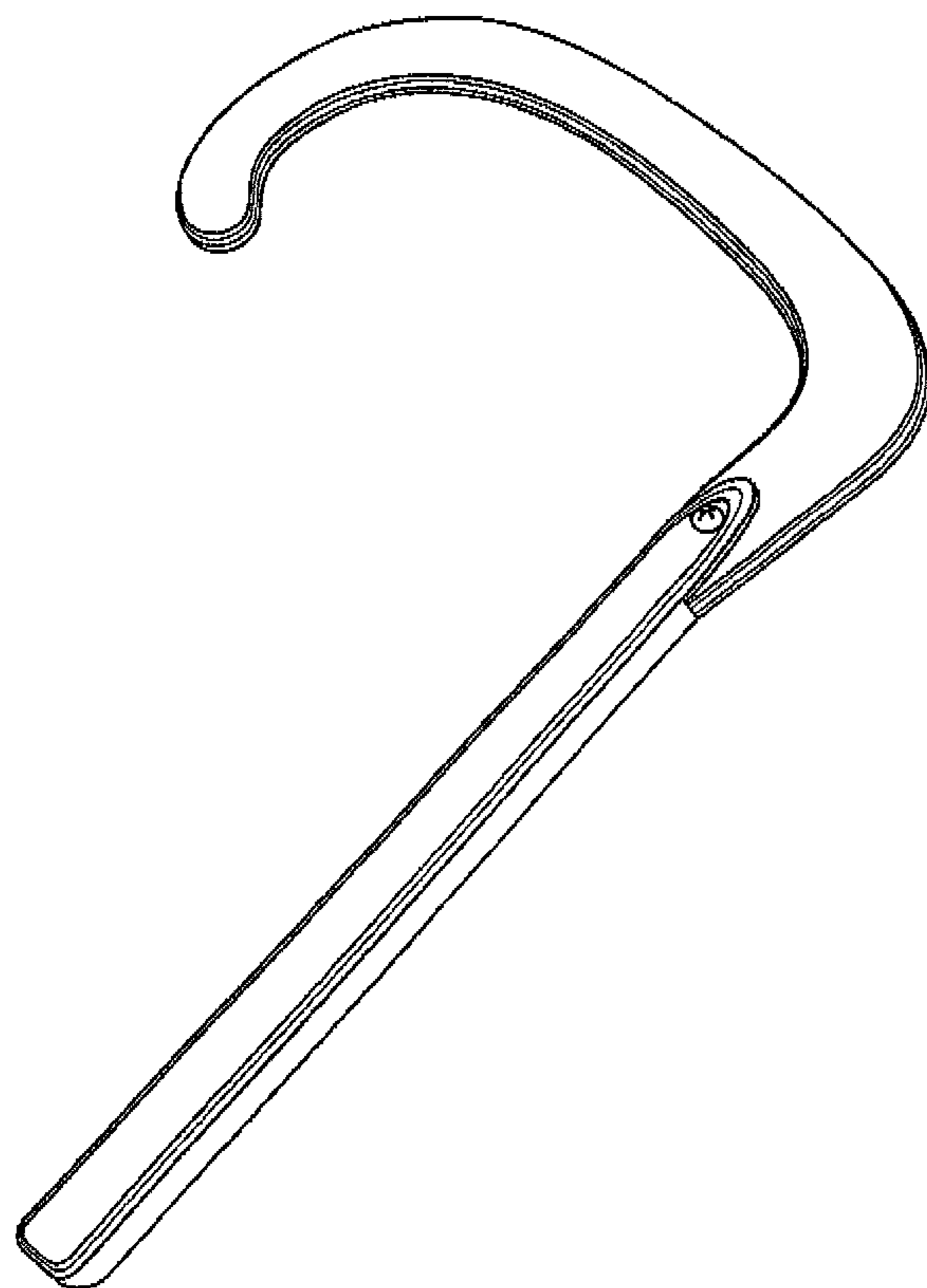
The ornamental design for a backscratcher, as shown and described.

DESCRIPTION

FIG. 1 is a perspective view, from above, of a backscratcher showing my new design. A perspective view from below is a mirror image thereof; and,

FIG. 2 is a perspective view, from above, of the backscratcher of FIG. 1, but with the parts shown in a folded position. A perspective view from below is a mirror image thereof.

1 Claim, 2 Drawing Sheets



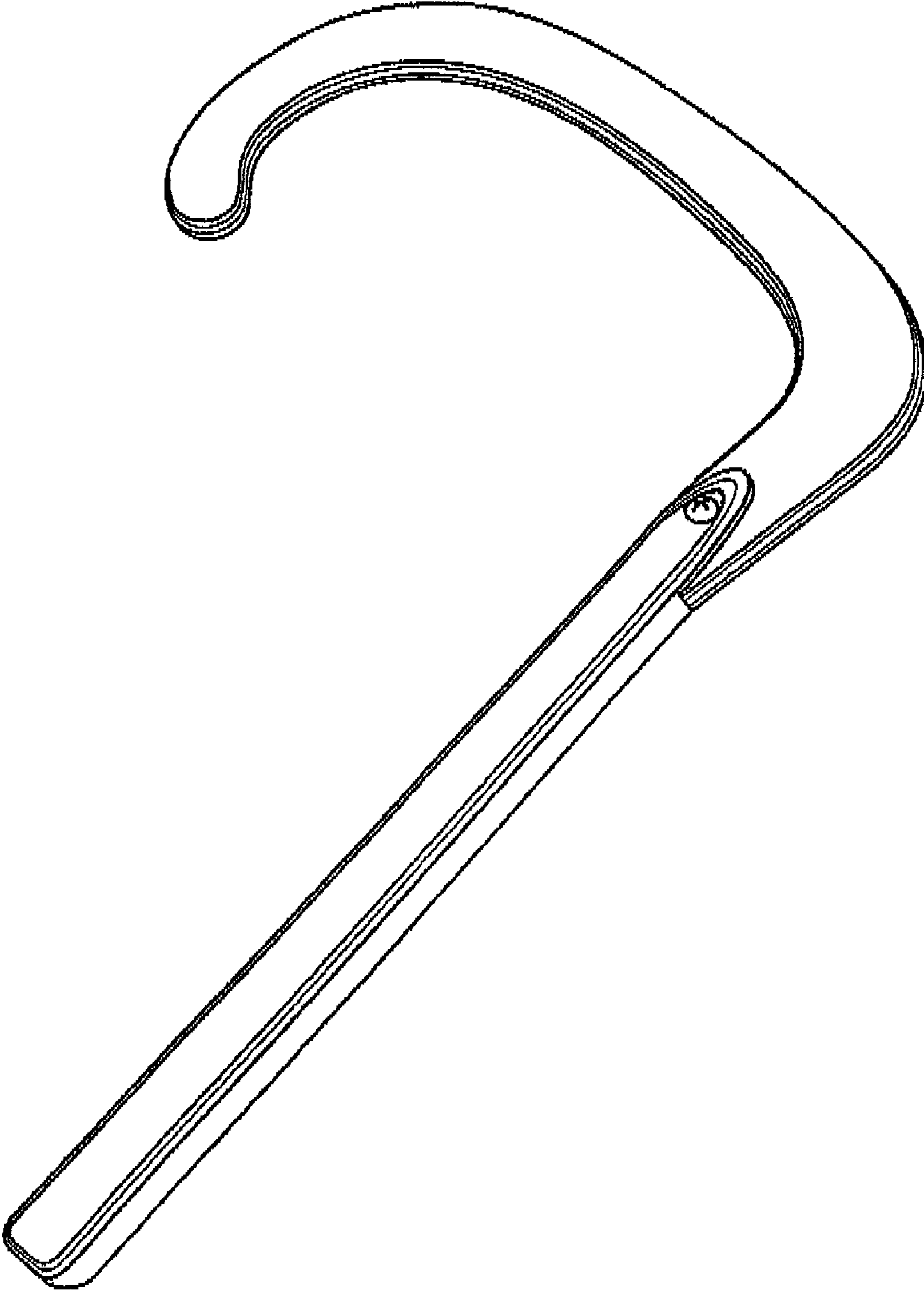


FIG. 1

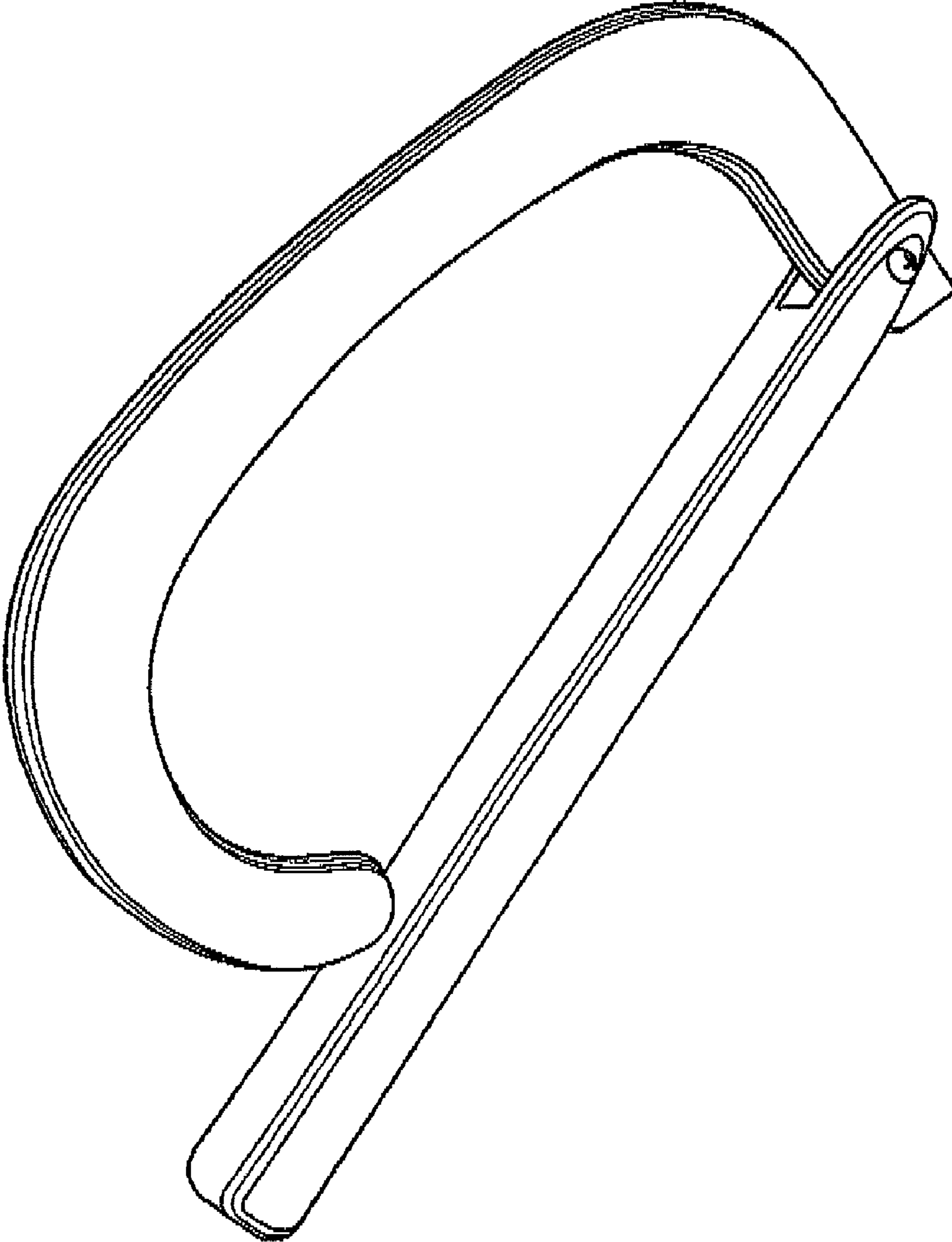


FIG. 2