



US00D595900S

(12) **United States Design Patent**
Yamamoto

(10) **Patent No.:** **US D595,900 S**

(45) **Date of Patent:** **** Jul. 7, 2009**

(54) **COMPACT CASE**

(75) Inventor: **Chieko Yamamoto**, Tokyo (JP)

(73) Assignee: **Shiseido Co., Ltd.**, Tokyo (JP)

(**) Term: **14 Years**

(21) Appl. No.: **29/309,624**

(22) Filed: **Sep. 15, 2008**

(51) **LOC (9) Cl.** **28-03**

(52) **U.S. Cl.** **D28/83**

(58) **Field of Classification Search** D28/76-84,
D28/64.3; D9/432; 132/286-319; 206/385,
206/581, 823

See application file for complete search history.

(56) **References Cited**

U.S. PATENT DOCUMENTS

D119,798 S *	4/1940	Zell	D28/83
D293,941 S *	1/1988	Elie	D28/83
D422,120 S *	3/2000	Orsomando	D28/83
D503,245 S *	3/2005	Vanoncini	D28/78
D530,861 S *	10/2006	Kuo	D28/83
D576,770 S *	9/2008	Mascotte et al.	D28/83

* cited by examiner

Primary Examiner—Jennifer Rivard

(74) *Attorney, Agent, or Firm*—Manabu Kanesaka

(57) **CLAIM**

The ornamental design for a compact case, as shown and described.

DESCRIPTION

FIG. 1 is a perspective view of a compact case showing my new design;

FIG. 2 is a front view thereof;

FIG. 3 is a rear view thereof;

FIG. 4 is a right side view thereof, a left side view being symmetrical to the right side view;

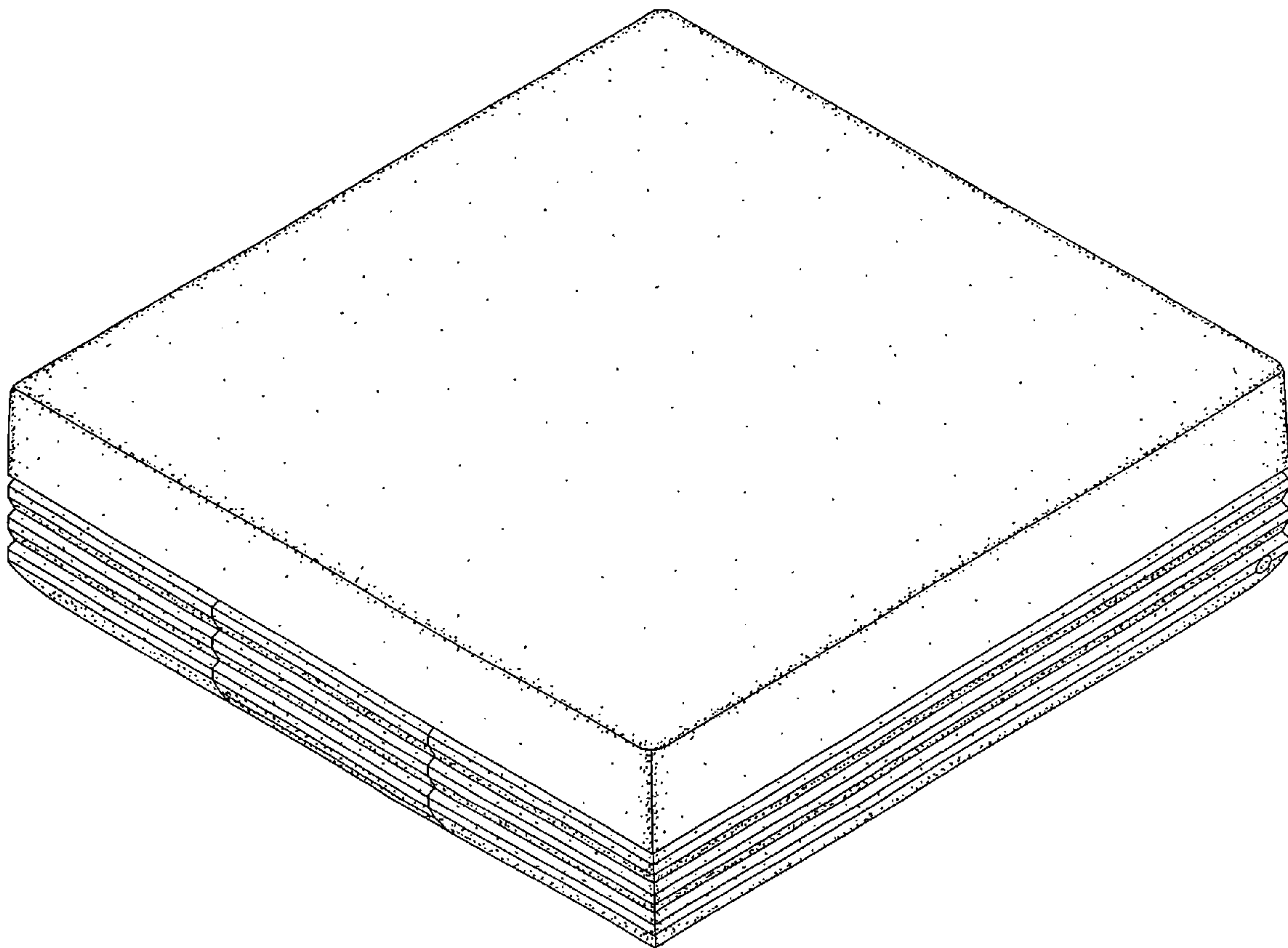
FIG. 5 is a plan view thereof;

FIG. 6 is a bottom view thereof; and,

FIG. 7 is an enlarged sectional view thereof taken along line 7—7 in FIG. 2.

The broken lines shown in the drawings illustrate portions of the compact case and form no part of the claimed design.

1 Claim, 4 Drawing Sheets



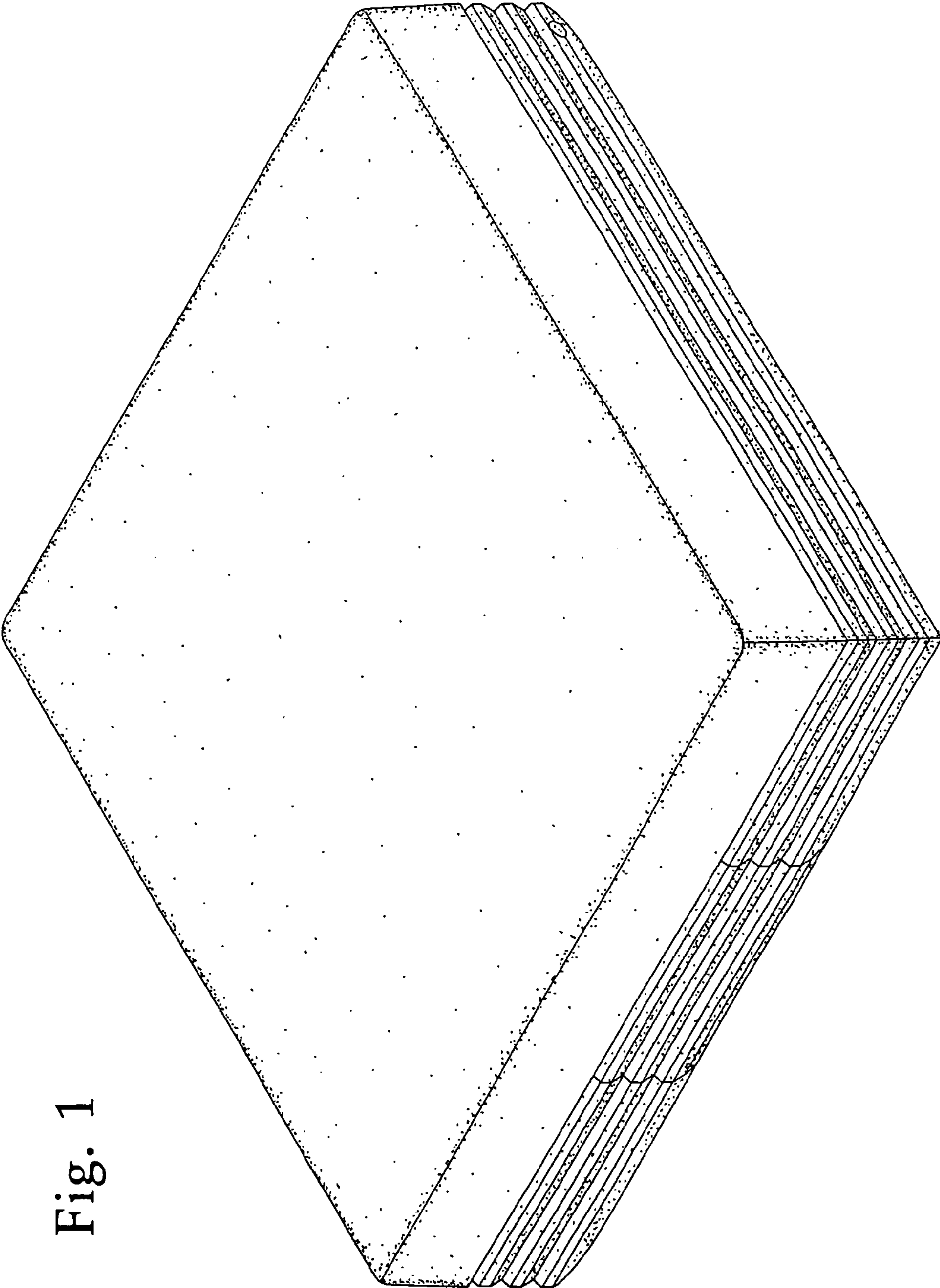


Fig. 1

Fig. 2

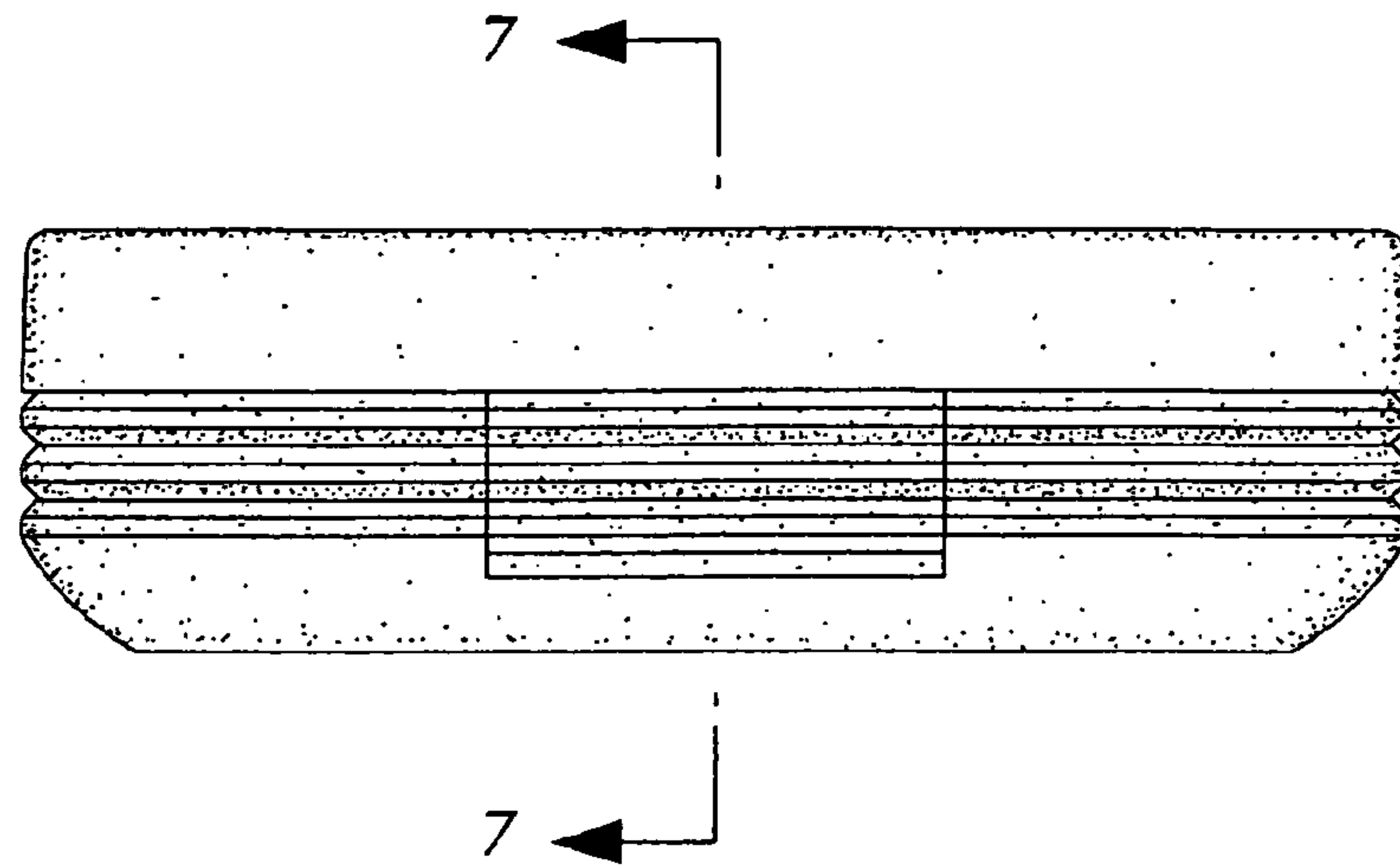


Fig. 3




Fig. 4




Fig. 5




Fig. 6

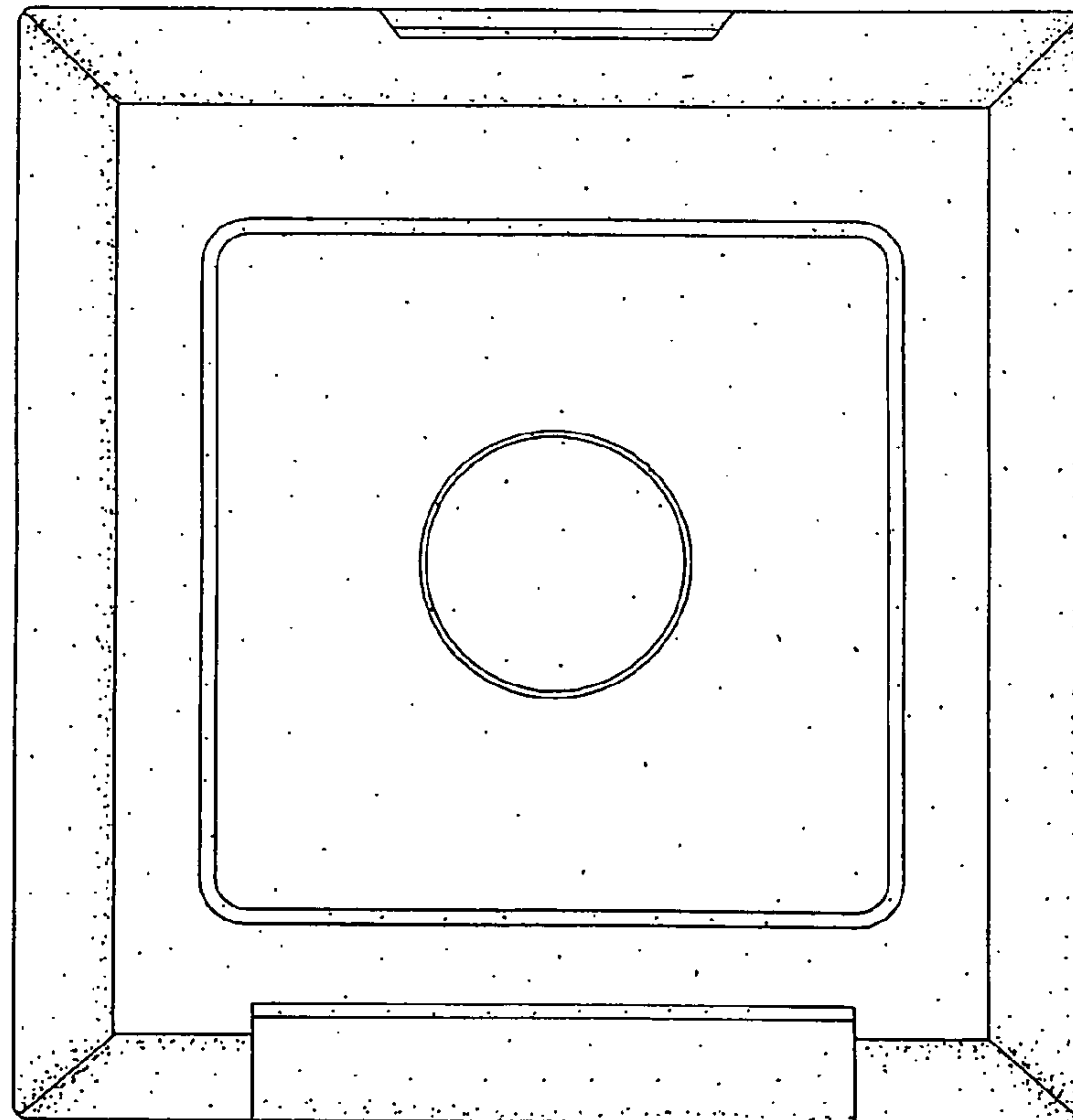


Fig. 7

