



US00D595882S

(12) **United States Design Patent**
Dupps et al.

(10) **Patent No.:** **US D595,882 S**
(45) **Date of Patent:** **** Jul. 7, 2009**

(54) **RETRACTABLE LEASH WITH AN INTEGRATED FLASHLIGHT**

2006/0162675 A1* 7/2006 Ghalebi et al. 119/796
2006/0207522 A1* 9/2006 Perkitny 119/796

(75) Inventors: **Cynthia S. Dupps**, Eureka Springs, AR (US); **John K. Dupps**, Eureka Springs, AR (US); **Jimmy M. Wright**, Bentonville, AR (US)

* cited by examiner

Primary Examiner—Ian Simmons
Assistant Examiner—Carissa C Fitts
(74) *Attorney, Agent, or Firm*—Mark Murphey Henry; Nathan Price Chaney

(73) Assignee: **Duright, LLC**, Eureka Springs, AR (US)

(**) Term: **14 Years**

(57) **CLAIM**

(21) Appl. No.: **29/323,160**

The ornamental design of a retractable leash with an integrated flashlight, as shown and described.

(22) Filed: **Aug. 20, 2008**

DESCRIPTION

(51) **LOC (9) Cl.** **26-02**

FIG. 1 is a perspective view of the retractable leash with an integrated flashlight.

(52) **U.S. Cl.** **D26/38; D30/153**

FIG. 2 is a side view of the retractable leash with an integrated flashlight.

(58) **Field of Classification Search** D26/37, D26/38, 51, 41, 49, 46, 50; D30/151, 152; 362/157, 158, 253, 194, 197, 198, 190, 191, 362/200, 208; 119/796, 792, 789

FIG. 3 is a rear view of the retractable leash with an integrated flashlight.

See application file for complete search history.

FIG. 4 is a front view of the retractable leash with an integrated flashlight.

(56) **References Cited**

U.S. PATENT DOCUMENTS

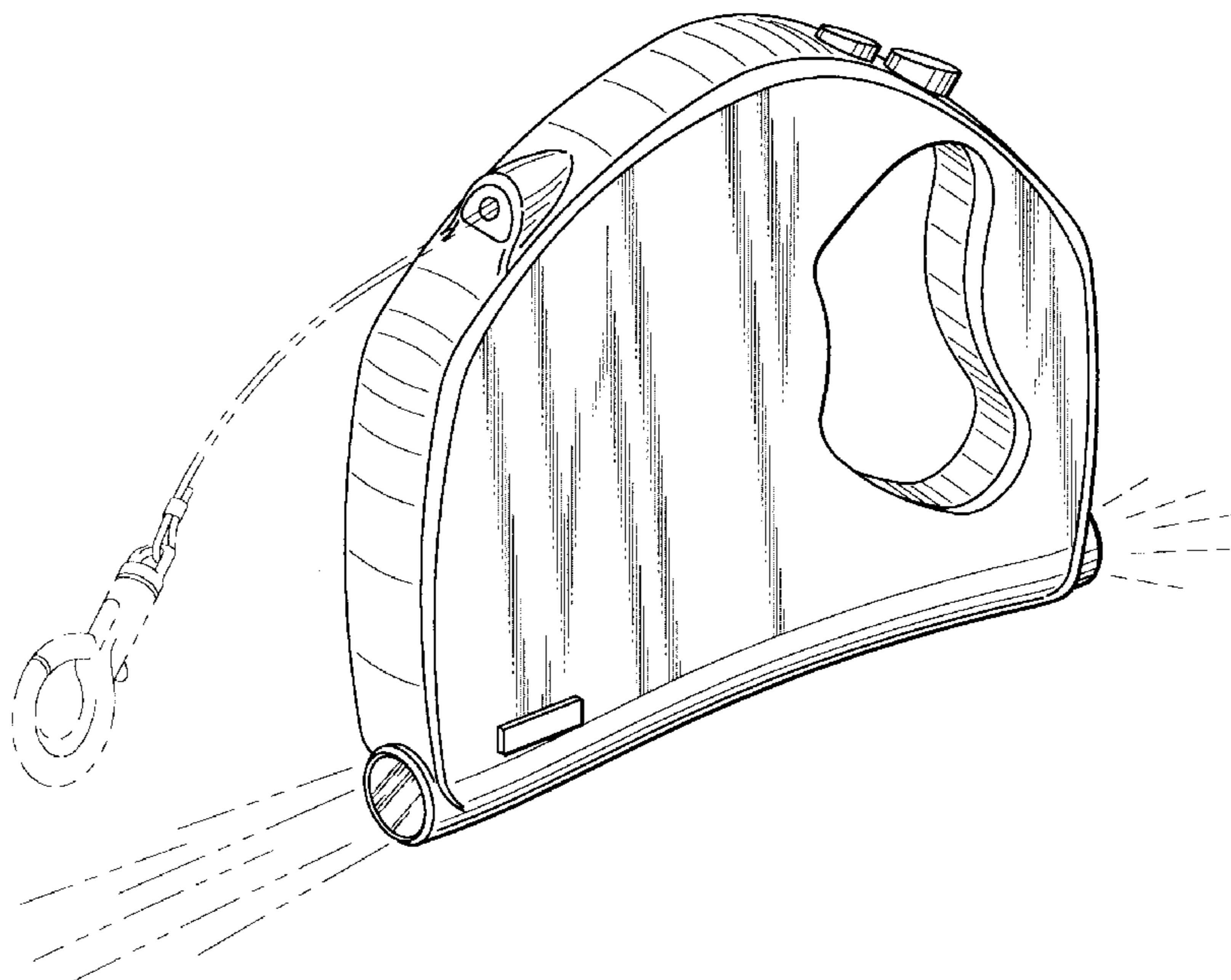
D254,633 S *	4/1980	Simmons	D26/50
D351,244 S *	10/1994	Lee	D26/46
5,762,029 A *	6/1998	DuBois et al.	119/796
5,887,550 A *	3/1999	Levine et al.	119/796
D410,117 S *	5/1999	Ball et al.	D30/153
6,289,849 B1 *	9/2001	Macedo et al.	119/796
D453,386 S *	2/2002	Philipson	D26/38
6,886,499 B2 *	5/2005	Meissner	119/796
D553,307 S *	10/2007	Ko	D30/152
D574,981 S *	8/2008	Mattheis	D26/37
2006/0118062 A1 *	6/2006	Edwards	119/796

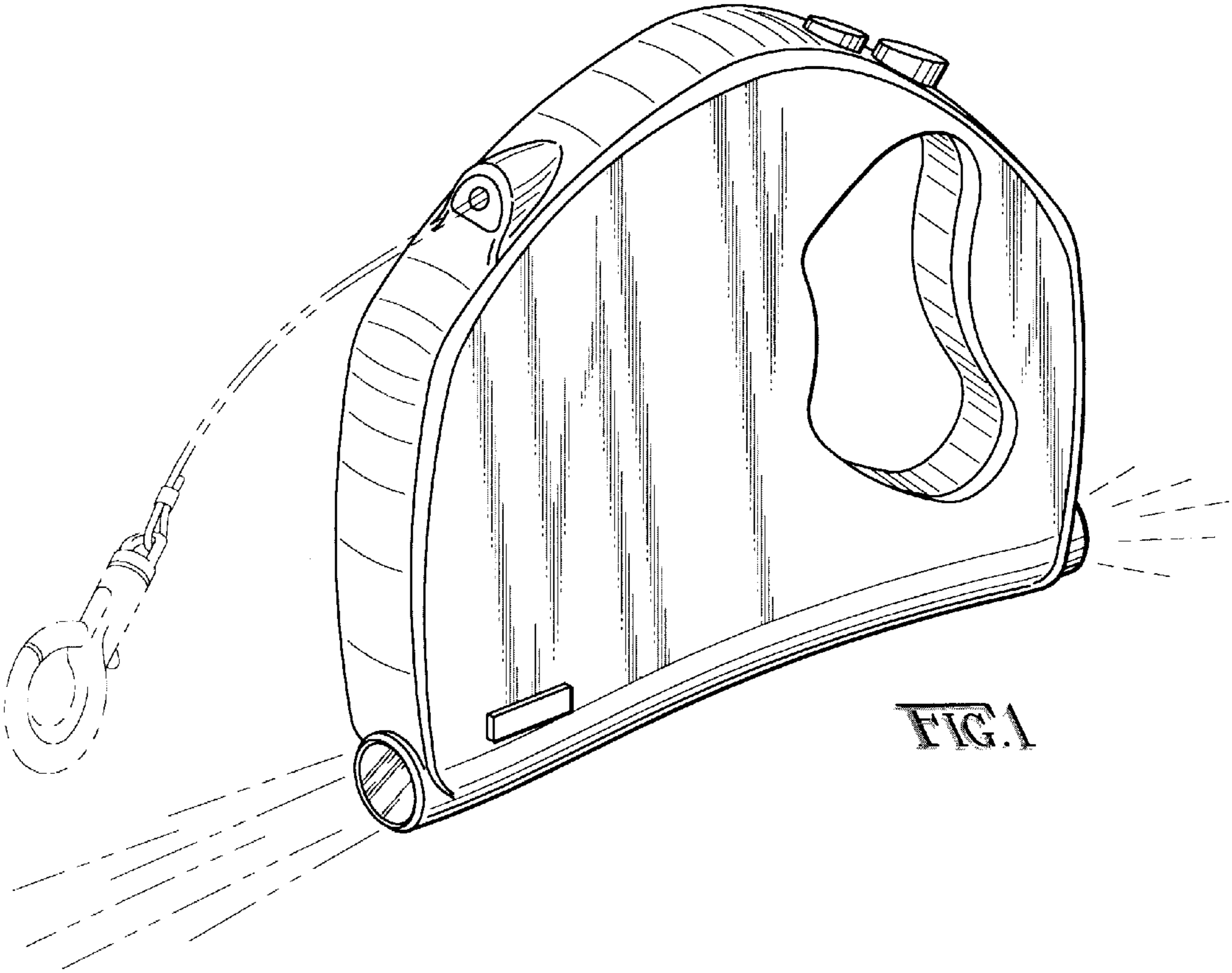
FIG. 5 is a top view of the retractable leash with an integrated flashlight; and,

FIG. 6 is a bottom view of the retractable leash with an integrated flashlight.

The broken line showing of the clip and leash detail is for environmental purposes only and forms no part of the claimed design. The dashed lines shown in the front and rear near light on as seen in FIG. 1 are for the purpose of showing illumination only and form no part of the claimed design.

1 Claim, 4 Drawing Sheets





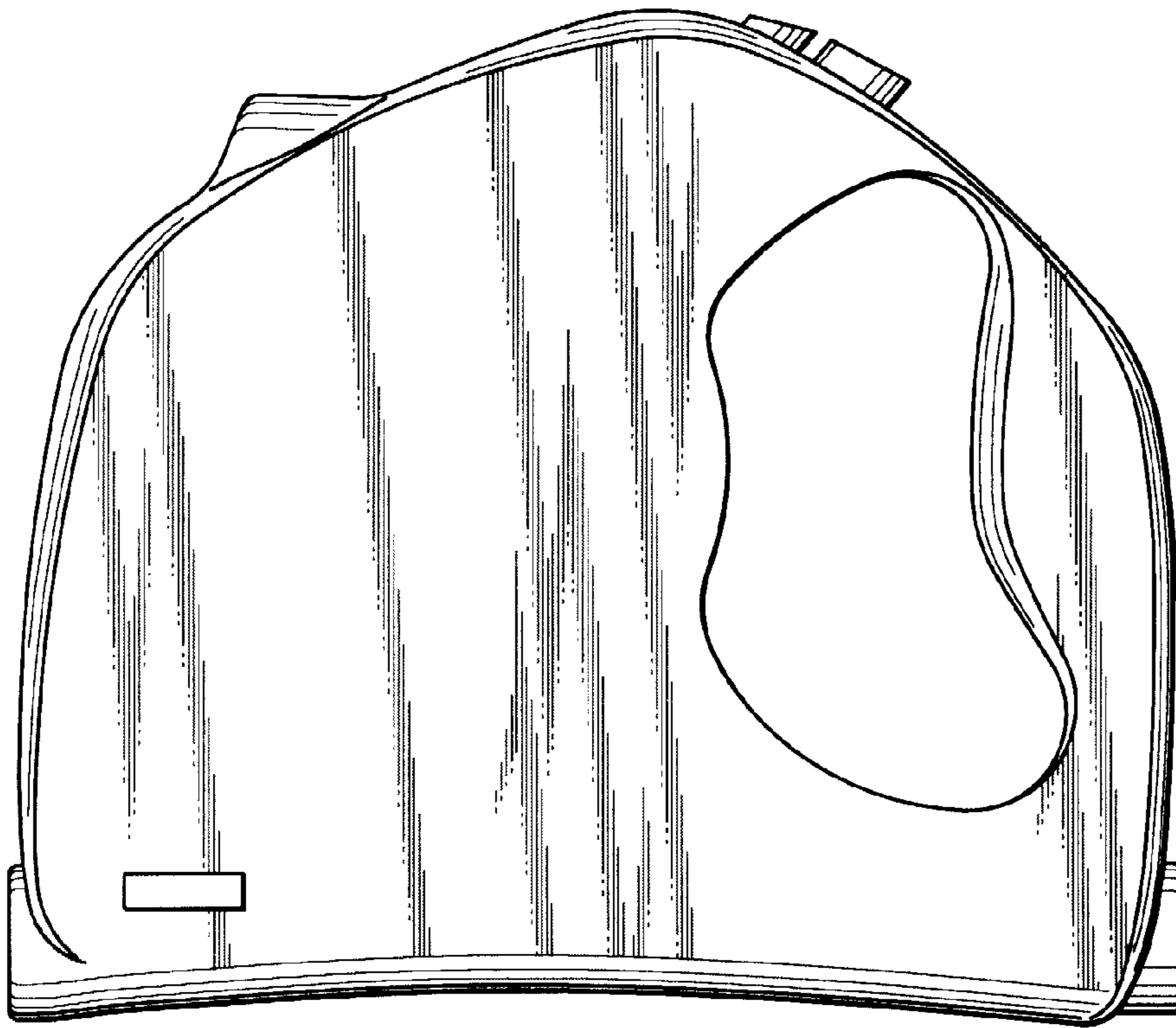


FIG. 2

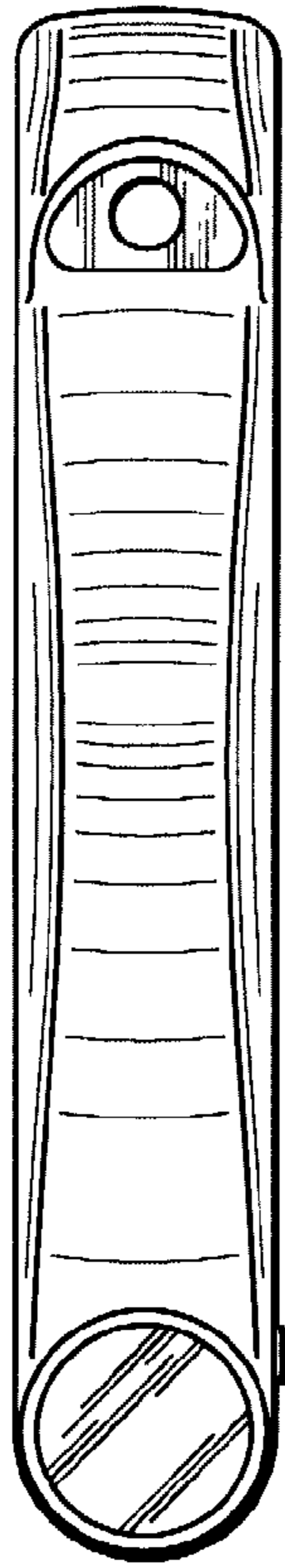


FIG. 3

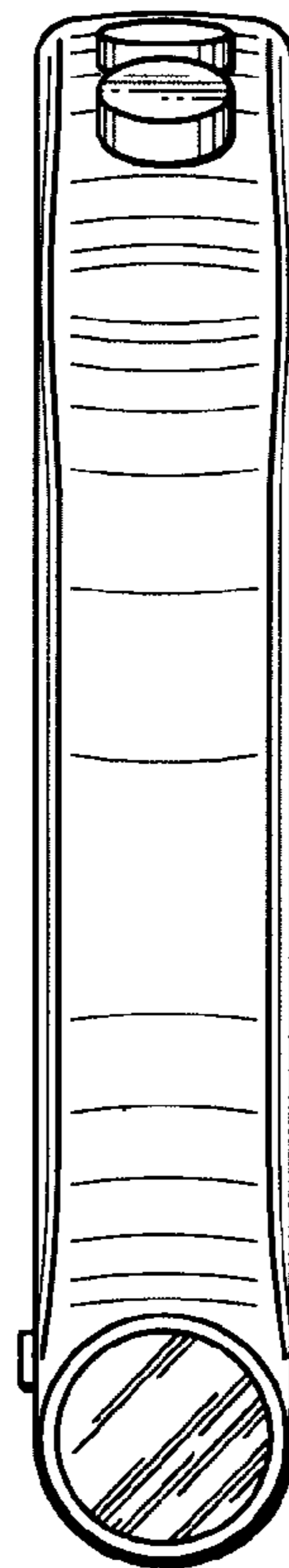


FIG. 4

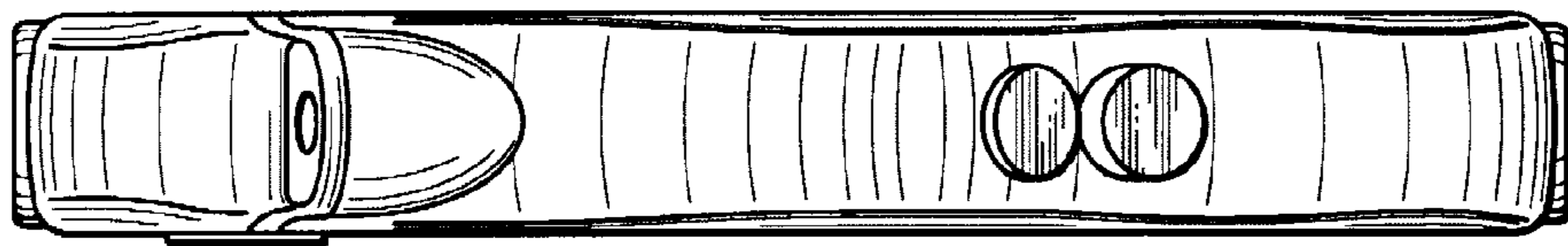


FIG. 5




FIG. 6