



US00D595871S

(12) **United States Design Patent**  
**Moller, Jr. et al.**

(10) **Patent No.:** **US D595,871 S**

(45) **Date of Patent:** **\*\* Jul. 7, 2009**

(54) **FLOOR TILE**

D441,093 S \* 4/2001 Johnson ..... D25/62  
D515,223 S \* 2/2006 Geffe ..... D25/163

(75) Inventors: **Jorgen J. Moller, Jr.**, Salt Lake City, UT (US); **Jeremiah D. Shapiro**, Herriman, UT (US)

\* cited by examiner

*Primary Examiner*—Doris Clark

(73) Assignee: **Snap Lock Industries, Inc.**, SLC, UT (US)

(74) *Attorney, Agent, or Firm*—Holland & Hart

(\*\*) Term: **14 Years**

(57) **CLAIM**

(21) Appl. No.: **29/322,914**

The ornamental design for a floor tile, as shown and described.

(22) Filed: **Aug. 14, 2008**

**DESCRIPTION**

(51) **LOC (9) Cl.** ..... **25-01**

FIG. 1 is a top perspective view of a floor tile according to the present invention;

(52) **U.S. Cl.** ..... **D25/163**

FIG. 2 is a bottom perspective view thereof;

(58) **Field of Classification Search** ..... D25/152,

FIG. 3 is a top plan view thereof;

D25/156, 157, 158, 163; 52/311.1, 314, 52/87; 428/49, 44, 48, 57, 542.6, 52, 60; D30/120; 119/509, 525, 526, 527, 530

FIG. 4 is a right side view thereof;

See application file for complete search history.

FIG. 5 is a left side view thereof;

(56) **References Cited**

FIG. 6 is a rear view thereof;


**U.S. PATENT DOCUMENTS**

FIG. 7 is a front view thereof; and,

FIG. 8 is a bottom view thereof.

4,325,326 A \* 4/1982 Schierenbeck ..... 119/530  
6,079,366 A \* 6/2000 Telleen ..... 119/530

**1 Claim, 3 Drawing Sheets**



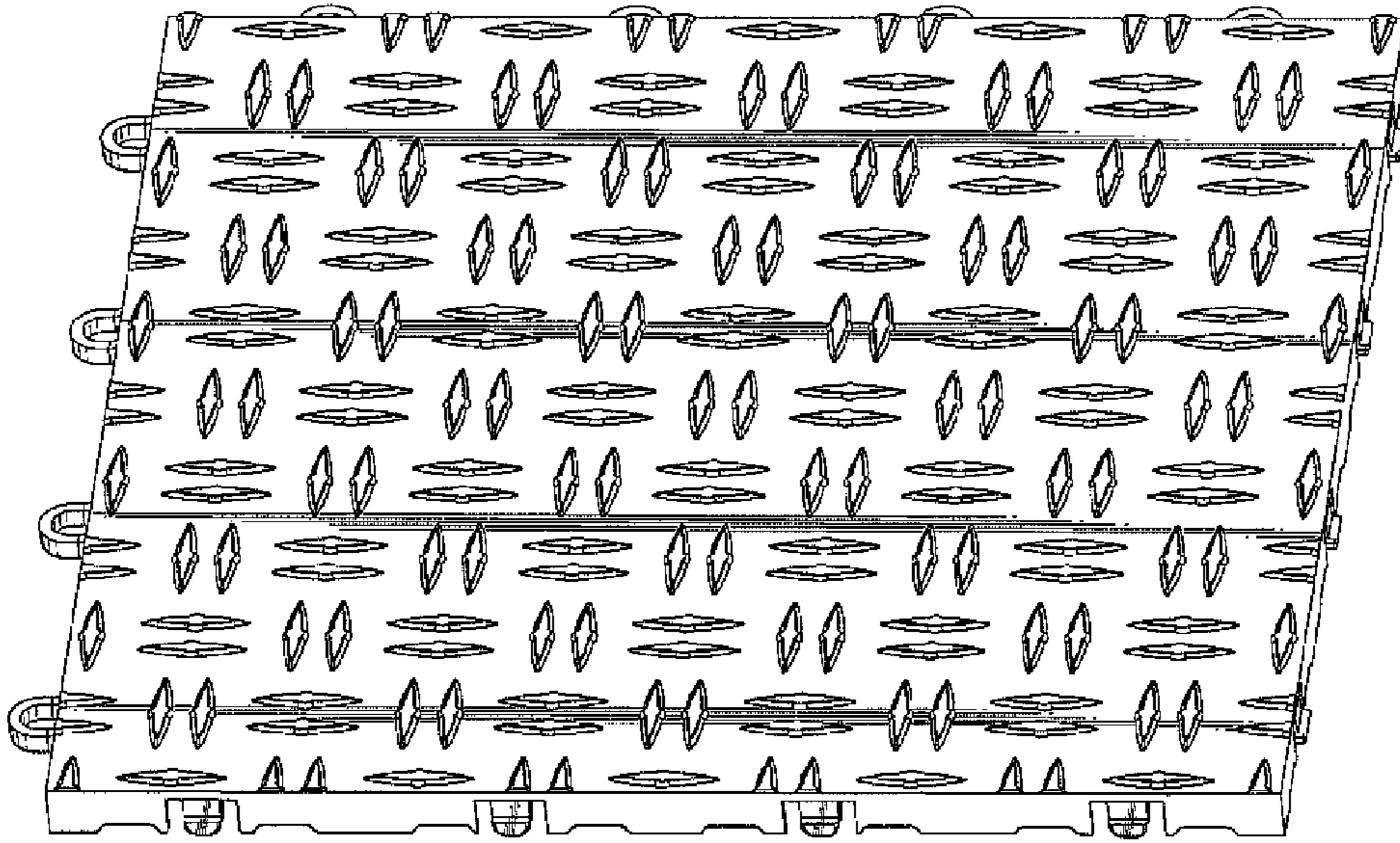


FIG. 1

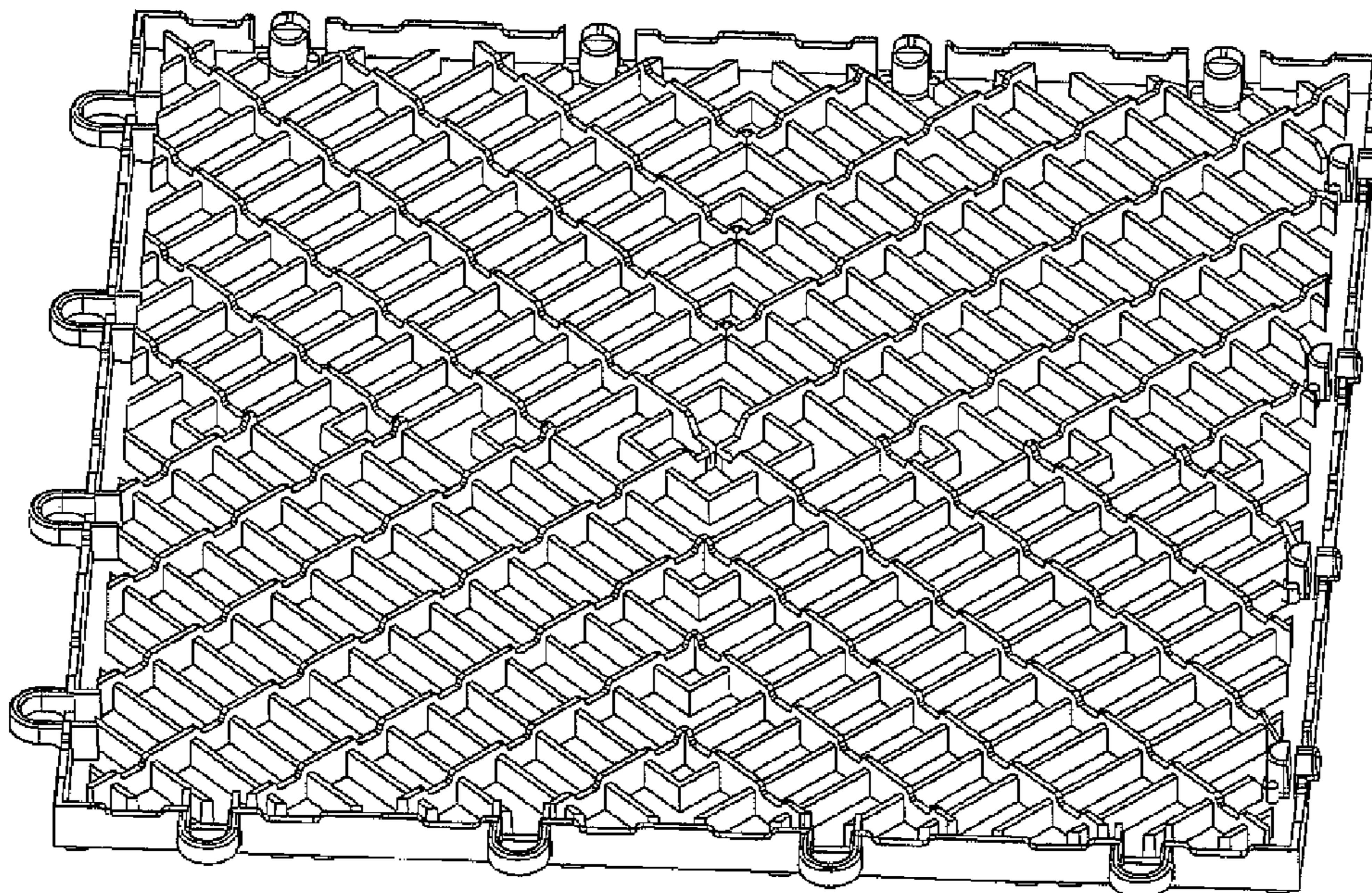


FIG. 2



FIG. 6

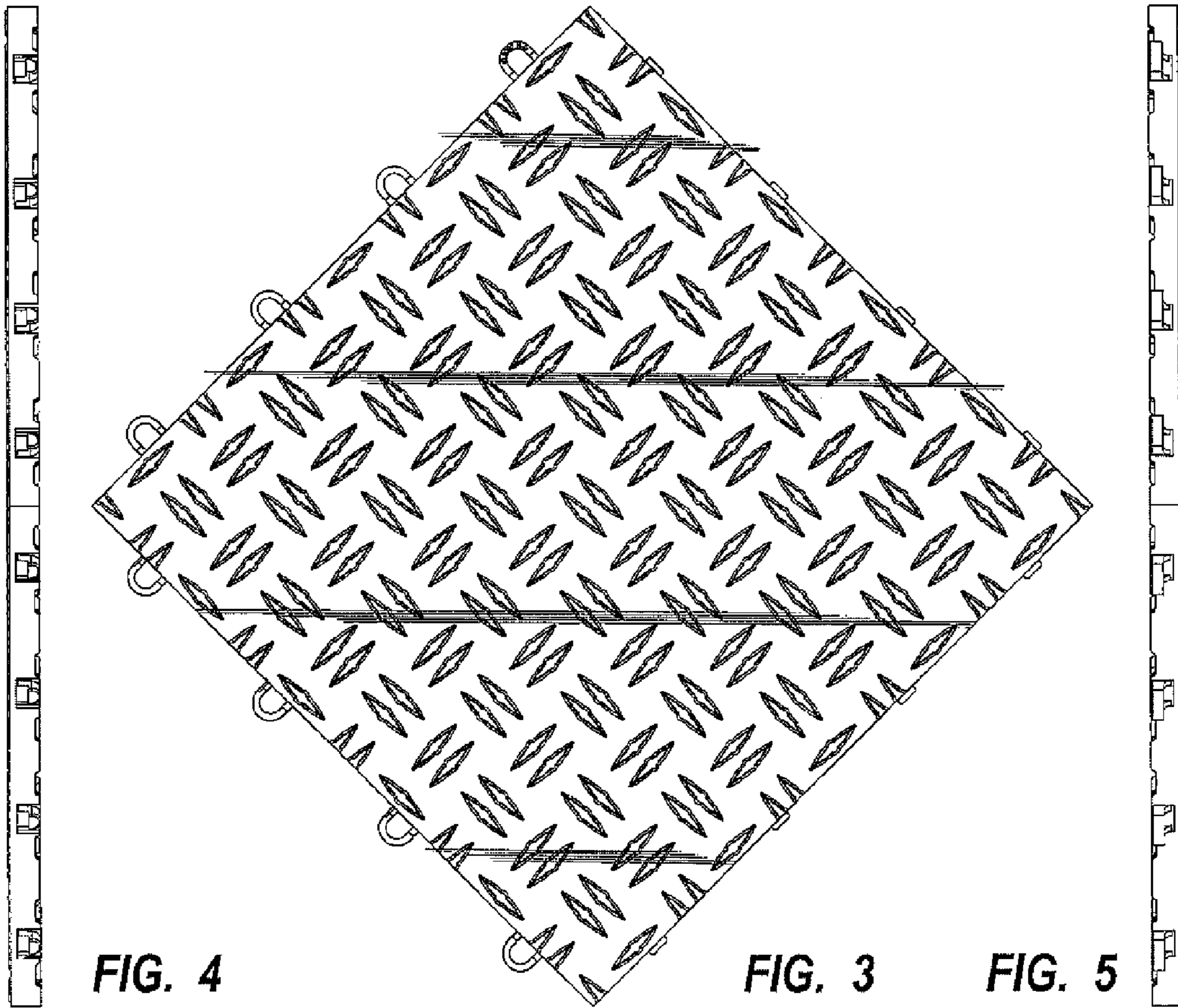


FIG. 4

FIG. 3

FIG. 5



FIG. 7

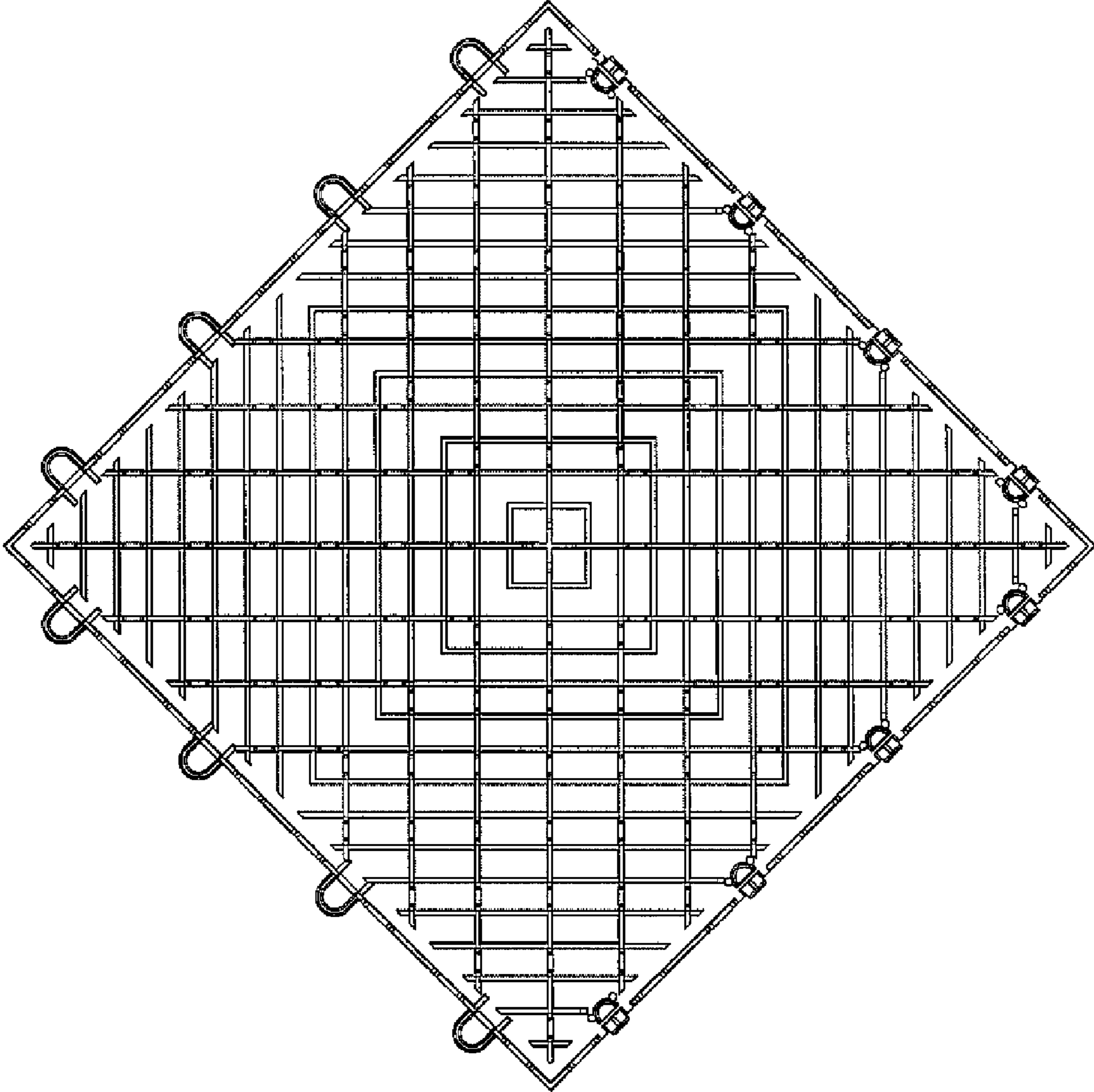


FIG. 8