

US00D595866S

(12) **United States Design Patent**  
**Kibbel et al.**

(10) **Patent No.:** **US D595,866 S**  
(45) **Date of Patent:** **\*\* Jul. 7, 2009**

(54) **EXTENDER FOR A Z-BAR ASSEMBLY ON A DOOR FRAME**

FOREIGN PATENT DOCUMENTS

JP 08121051 A 5/1996

\* cited by examiner

*Primary Examiner*—Doris Clark

(74) *Attorney, Agent, or Firm*—Patterson, Thunte, Skaar & Christensen, P.A.

(75) Inventors: **Keith Kibbel**, Forest Lake, MN (US);  
**Kelly Nordgaard**, Gary, SD (US)

(73) Assignee: **Larson Manufacturing Company of South Dakota, Inc.**, Brookings, SD (US)

(\*\*) Term: **14 Years**

(57) **CLAIM**

(21) Appl. No.: **29/301,342**

The ornamental design for an extender for a Z-bar assembly on a door frame, as shown and described.

(22) Filed: **Feb. 25, 2008**

**DESCRIPTION**

(51) **LOC (9) Cl.** ..... **25-02**

FIG. 1 is a front perspective view of an extender for a Z-bar assembly on a door frame according to the invention;

(52) **U.S. Cl.** ..... **D25/61**

FIG. 2 is a front elevation view of the extender for a Z-bar assembly on a door frame depicted in FIG. 1;

(58) **Field of Classification Search** ..... D25/61,  
D25/164; 49/383, 421, 372, 504; 160/323.1;  
52/204.1, 217, 204.56

FIG. 3 is a side elevation view of the extender for a Z-bar assembly on a door frame depicted in FIG. 1;

See application file for complete search history.

FIG. 4 is an opposing side elevation view of the extender for a Z-bar assembly on a door frame depicted in FIG. 1;

(56) **References Cited**

U.S. PATENT DOCUMENTS

3,710,839 A 1/1973 Andres

FIG. 5 is a rear elevation view of the extender for a Z-bar assembly on a door frame depicted in FIG. 1.

4,077,160 A 3/1978 Stewart

FIG. 6 is a top plan view of the extender for a Z-bar assembly on a door frame depicted in FIG. 1;

5,187,898 A \* 2/1993 McKann ..... 49/505

FIG. 7 is a bottom plan view of the extender for a Z-bar assembly on a door frame depicted in FIG. 1; and,

5,483,771 A 1/1996 Herbst

FIG. 8 is a rear perspective view of the extender for a Z-bar assembly on a door frame according to the invention.

5,775,400 A 7/1998 Wilkinson

The broken-line disclosure in the views is for illustrative purposes only and forms no part of the claimed design.

5,860,250 A \* 1/1999 Hill et al. .... 49/397

6,088,966 A 7/2000 Kenkel

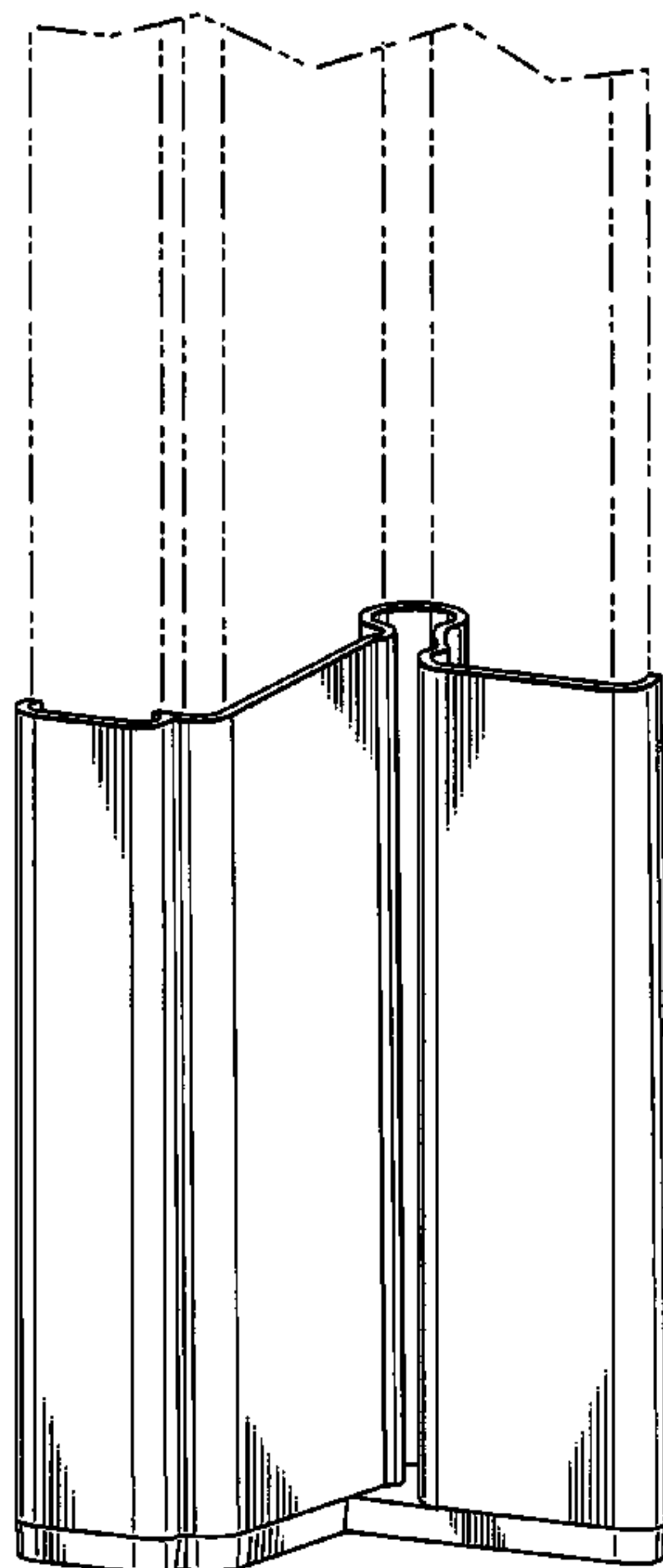
D467,007 S \* 12/2002 Daudet et al. .... D25/61

2004/0187427 A1 \* 9/2004 Skublevitz ..... 52/656.4

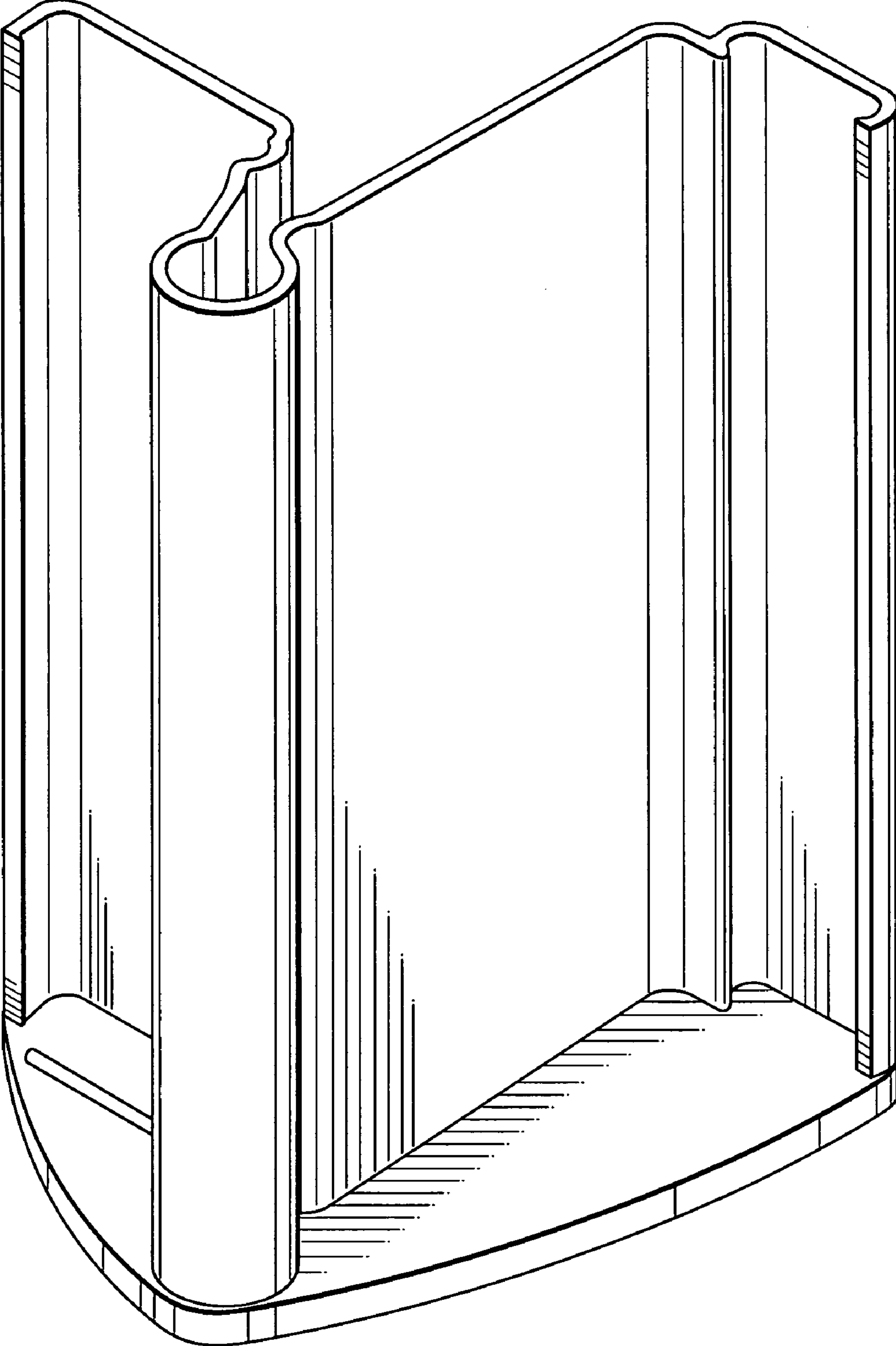
2006/0150524 A1 7/2006 Kibbel et al.

2007/0209299 A1 \* 9/2007 El Etel ..... 52/204.1


**1 Claim, 8 Drawing Sheets**




**Fig. 1**



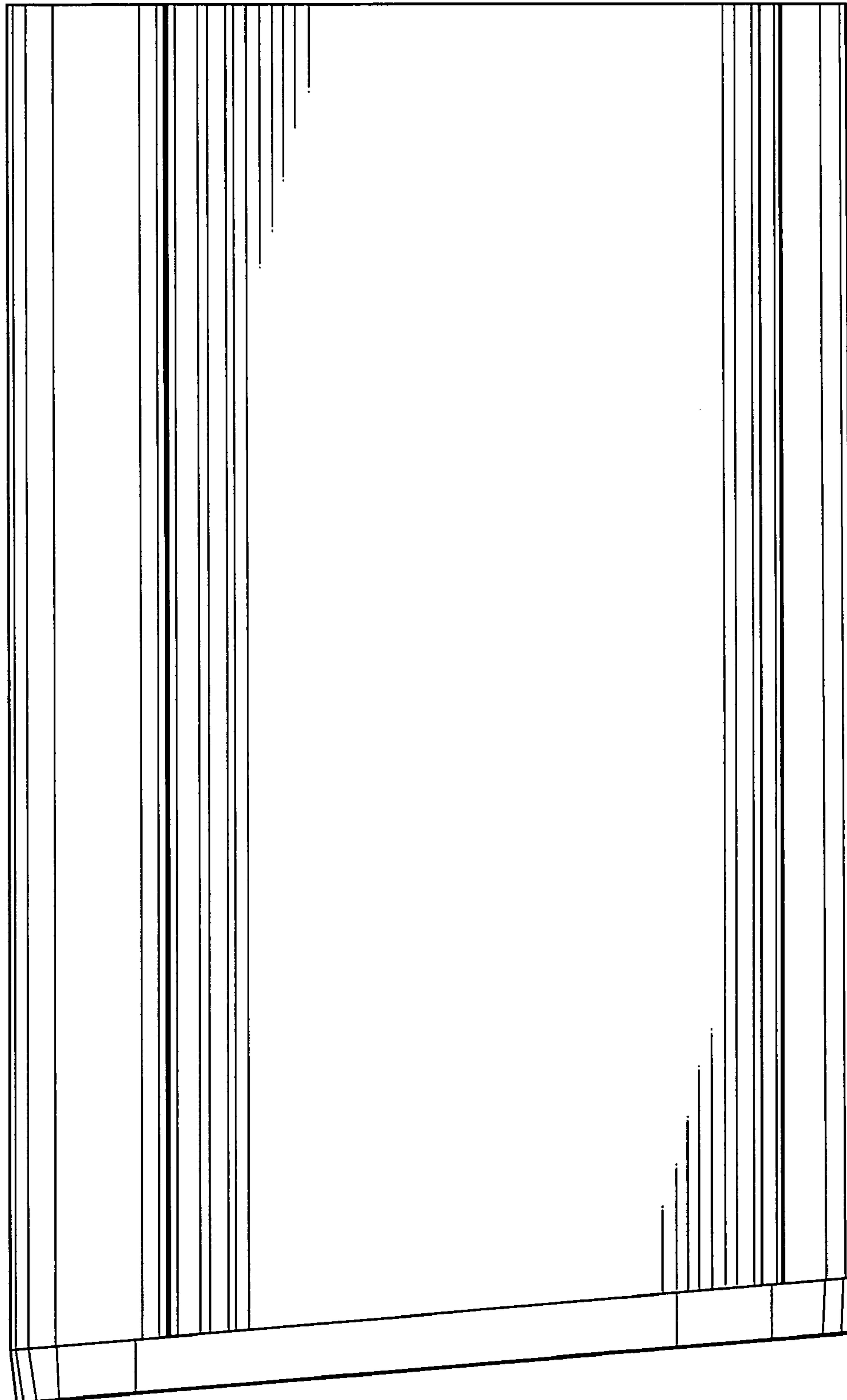
**Fig. 2**




**Fig. 3**



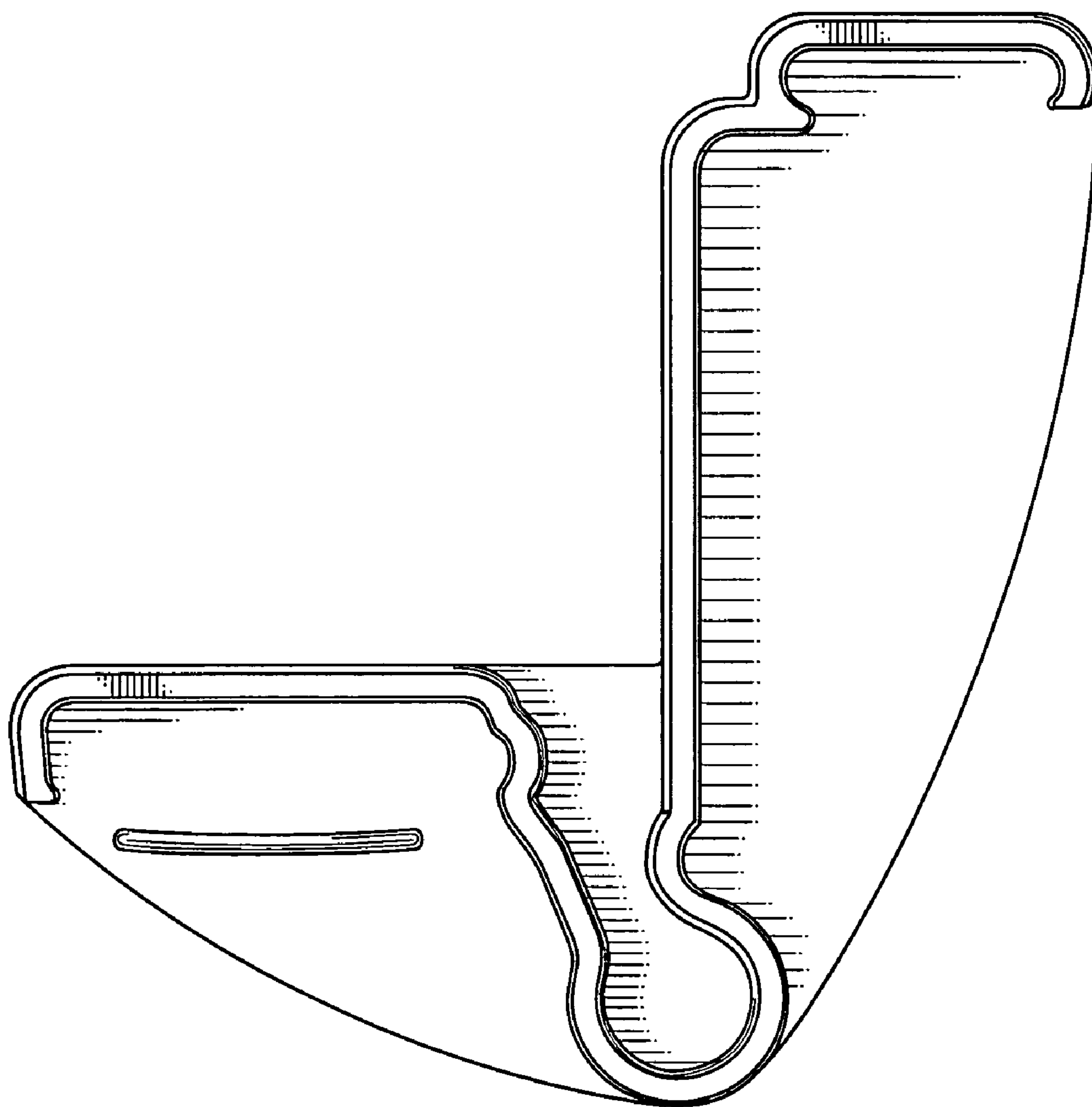
**Fig. 4**



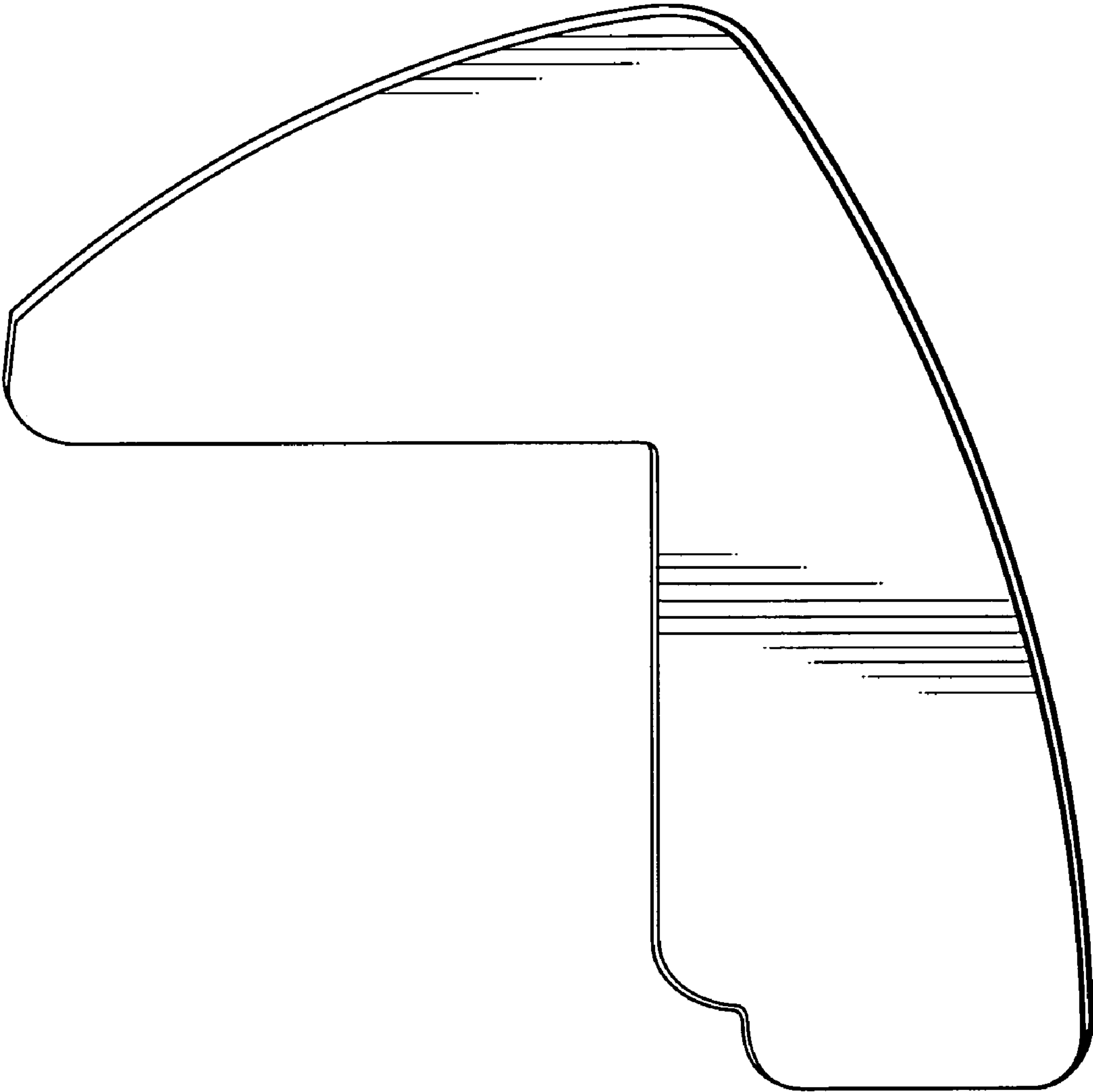
**Fig. 5**



**Fig. 6**



**Fig. 7**





**Fig. 8**

